



GENERAL SERVICES ADMINISTRATION

FEDERAL SUPPLY SERVICE
AUTHORIZED FEDERAL SUPPLY SCHEDULE PRICE LIST

On-line access to contract ordering information, terms and conditions, up-to-date pricing and the option to create an electronic delivery order are available through GSA Advantage!, a menu-driven database system. The Internet address for GSA Advantage! is: www.GSAAdvantage.gov

FEDERAL SUPPLY SCHEDULE CONTRACT FOR FSC GROUP 23
PART V- VEHICULAR MULTIPLE AWARDS SCHEDULE (VMAS)

FSC CLASS 4210

CONTRACT NUMBER:

GS-30F-1039D

CONTRACT PERIOD:

August 29, 2011 through June 30, 2016

Boise Mobile Equipment
900 Boeing Street
Boise, ID 83705
(208) 338-1444
(800) 445-8342
(208) 344-0395 (fax)
www.bmefire.com

BUSINESS SIZE:

SMALL

DUNS NUMBER:

60-943-8114

TIN:

82-0434609

CONTACT INFORMATION:

John Eder- GSA Sales Coordinator
(707) 829-3298/(707) 696-4309
ieder@bmefire.com

Dusty Rhoads- Warranty Manager
(208) 338-1444/(800) 445-8342
drhoads@bmefire.com

Jason Dorn- Parts Manager
(208) 338-1444/(800) 445-8342
jdorn@bmefire.com

Larry Segreto- Technical Manager
(208) 338-1444/(800) 445-8342
lsegreto@bmefire.com

For more information on ordering from Federal Supply Schedules, click on the FSS Schedules button at www.fss.gsa.gov

ALL PRICES SHOWN HEREIN ARE NET (DISCOUNT DEDUCTED)

IFF (INDUSTRIAL FUNDING FEE) AND FET (FEDERAL EXCISE TAX)

ARE INCLUDED WHERE APPLICABLE

CUSTOMER INFORMATION

1a. Awarded Special Item Number:

190-01 Fire Fighting Apparatus And Attachments

1b. Lowest Priced Model And Lowest Unit Price:

Model 941-1 Type IV Wildland Apparatus Body And Equipment Package On A Government-Supplied Chassis; Quantity 7-8 Units: \$116,073.00/EA

- 2. Maximum Order: Eight (8) Units**
- 3. Minimum Order: \$100.00**
- 4. Geographic Coverage: 48 Contiguous States And Washington, D.C.**
- 5. Point Of Production: Boise, Ada County, Idaho**
- 6. Statement Of Net Price: All Attached Pricing Is Net (Discount Deducted)**
- 7. Quantity Discounts: See Attached Price Schedules**
- 8. Prompt Payment Terms: Net Thirty (30) Days**
- 9. Government Credit Cards: Not Accepted**
- 10. Foreign Items: Not Applicable**
- 11a. Time Of Delivery: See Attached Price Schedules**
- 11b. Expedited Delivery: Contact Boise Mobile Equipment**
- 11c. Overnight And 2-Day Delivery: Not Applicable**
- 11d. Urgent Requirements: Contact Boise Mobile Equipment**
- 12. FOB: Origin (Boise, ID)**
- 13. Ordering Address: Boise Mobile Equipment
900 Boeing Street
Boise, ID 83705**

13. **Payment Address: Boise Mobile Equipment
900 Boeing Street
Boise, ID 83705**
14. **Warranty Provision: One (1) Year, Parts And Labor, Per Boise Mobile
Equipment Warranty Statement**
15. **Export Packing Charges: Not Applicable**
16. **Terms And Conditions Of Government Purchase Cards: Not Applicable**
17. **Terms And Conditions Of Rental, Maintenance And Repair: Not Applicable**
18. **Terms And Conditions Of Installation: Not Applicable**
19. **Terms And Conditions Of Repair Parts: Not Applicable**
20. **Terms And Conditions For Any Other Services: Not Applicable**
21. **List Of Service And Distribution Points: Contact Boise Mobile Equipment**
22. **List Of Participating Dealers: Not Applicable**
23. **Preventative Maintenance: Per Documentation Provided With Product At
Time Of Delivery**
- 24a. **Special Attributes: Not Applicable**
- 24b. **Section 508 Compliance For EIT: Not Applicable**
25. **Data Universal Number System (DUNS) Number: 60-943-8114**
26. **Notification Regarding Registration in Central Contractor Registration (CCR)
Database: CAGE Code #1NGO4.**
27. **NFPA Compliance: All Vehicles Contained In This Schedule Are Fully
Compliant With NFPA 1906, Except As Indicated.**



SIN 190-01- FIRE FIGHTING APPARATUS AND ATTACHMENTS

BME MODEL 802

1500 GALLON WATER TENDER- SIMILAR TO USFS MODEL 22

THIS VEHICLE IS FULLY COMPLIANT WITH NFPA 1906.

FIFTEEN HUNDRED (1500) GALLON WATER TENDER, BUILT ON AN INTERNATIONAL 7400, 4 X 2, 42,000 GVWR, TWO (2) DOOR CAB AND CHASSIS. FEATURES INCLUDE: 330 HP DIESEL ENGINE, ENGINE BRAKE, ALLISON AUTOMATIC TRANSMISSION, AIR CONDITIONING, TWO (2) AIR RIDE SEATS, CENTER CAB CONSOLE, 350 GPM PTO-DRIVEN PUMP, 1500 GALLON STAINLESS STEEL ELLIPTICAL TANK, ONE (1) 1-1/2" AND THREE (3) 2-1/2" DISCHARGES, ONE (1) HOSE REEL, FRONT AND REAR SPRAY NOZZLES, CLASS A FOAM SYSTEM, 5" REAR DUMP VALVE, GALVANEAL STEEL BODY, FOUR (4) EQUIPMENT COMPARTMENTS, ALUMINUM COMPARTMENT DOORS, NFPA COMPLIANT LED WARNING LIGHT PACKAGE, SIREN AND SPEAKER, SCENE LIGHTING AND LED TYPE DOT LIGHTS. ADDITIONAL OPTIONS ARE AVAILABLE UPON REQUEST.

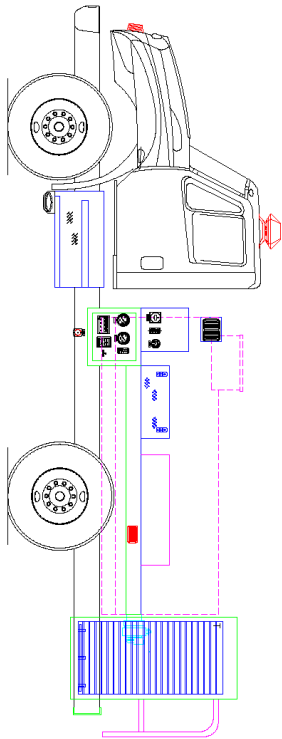
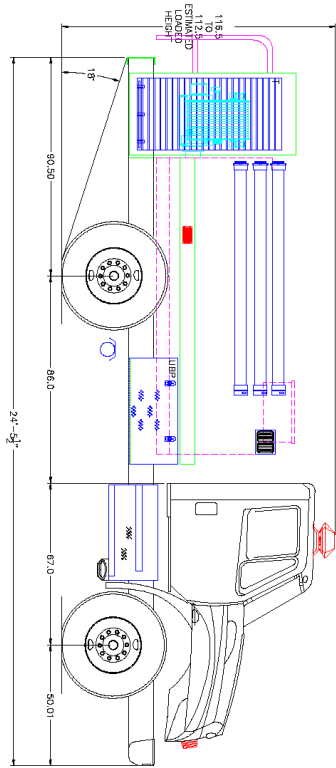
1-2 UNITS	3-4 UNITS	5-6 UNITS	7-8 UNITS
\$ 205,245.00	\$ 203,152.00	\$ 202,104.00	\$ 199,486.00

BME MODEL 802 STANDARD OPTIONS

OPTION	DESCRIPTION	1-2 UNITS	3-4 UNITS	5-6 UNITS	7-8 UNITS
802-1	Body Only On A Government-Supplied Chassis	\$121,487.00	\$120,248.00	\$119,628.00	\$118,079.00

**PRICE SHOWN INCLUDES IFF AND FEDERAL EXCISE TAX (IF APPLICABLE)
DELIVERY: 240-300 DAYS AFTER RECEIPT OF ORDER**





NOTE:
DIMENSIONS SHOWN ARE APPROXIMATE AND SUBJECT TO DEVIATIONS AS MAY OCCUR ON A BUILT CONFIGURATION. THE HEIGHT OF THE UNIT AS SHOWN IS CALCULATED BASED ON THE HEIGHT OF THE UNIT AS SHIPPED FROM THE FACTORY. MINOR DETAILS NOT SHOWN WHERE THERE ARE DIMENSIONAL CHANGES AND ALL APPROVED SALES CHANGES WILL REFLECT THE ORIGINAL SALES ORDER AND ALL APPROVED SALES CHANGES WILL REFLECT.

COMPARTMENTS		NUMBER OF COMPARTMENTS		TITLE	
LETTER	WIDTH	HEIGHT	DEPTH	DESCRIPTION	DATE
UB	40.00	20.00	24.00	1500 GALLON BRITISH TANKER	08/28/02
T	30.00	30.00	17.00/28.00	MOBILE EQUIPMENT	08/28/02
M	30.00	30.00	28.00	MOBILE EQUIPMENT	08/28/02



BME MODEL 831

500 GPM CREW CAB BRUSH PUMPER- SIMILAR TO USFS MODEL 62

THIS VEHICLE IS FULLY COMPLIANT WITH NFPA 1906.

CREW CAB BRUSH PUMPER, BUILT ON AN INTERNATIONAL 7400 4 X 2, FOUR (4) DOOR CAB AND CHASSIS. FEATURES INCLUDE: 330 HP DIESEL ENGINE, ENGINE BRAKE, ALLISON AUTOMATIC TRANSMISSION, AIR CONDITIONING, TWO (2) AIR RIDE FRONT AND THREE (3) SCBA REAR SEATS, CENTER CAB CONSOLE, 500 GPM TWO (2) STAGE PTO-DRIVEN PUMP, 500 GALLON WATER TANK, TWO (2) TWENTY (20) GALLON FOAM TANKS, THREE (3) 1-1/2" AND TWO (2) 2-1/2" DISCHARGES, ONE (1) HOSE REEL, DUAL AGENT CAPABLE FOAM SYSTEM, REAR MOUNTED PUMP PANEL, GALVANEAL STEEL BODY, TEN (10) EQUIPMENT COMPARTMENTS, ALUMINUM COMPARTMENT DOORS, ALUMINUM HOSEBED COVER, NFPA COMPLIANT LED WARNING LIGHT PACKAGE, SIREN AND SPEAKER, SCENE LIGHTING AND LED TYPE DOT LIGHTS. ADDITIONAL OPTIONS ARE AVAILABLE UPON REQUEST.

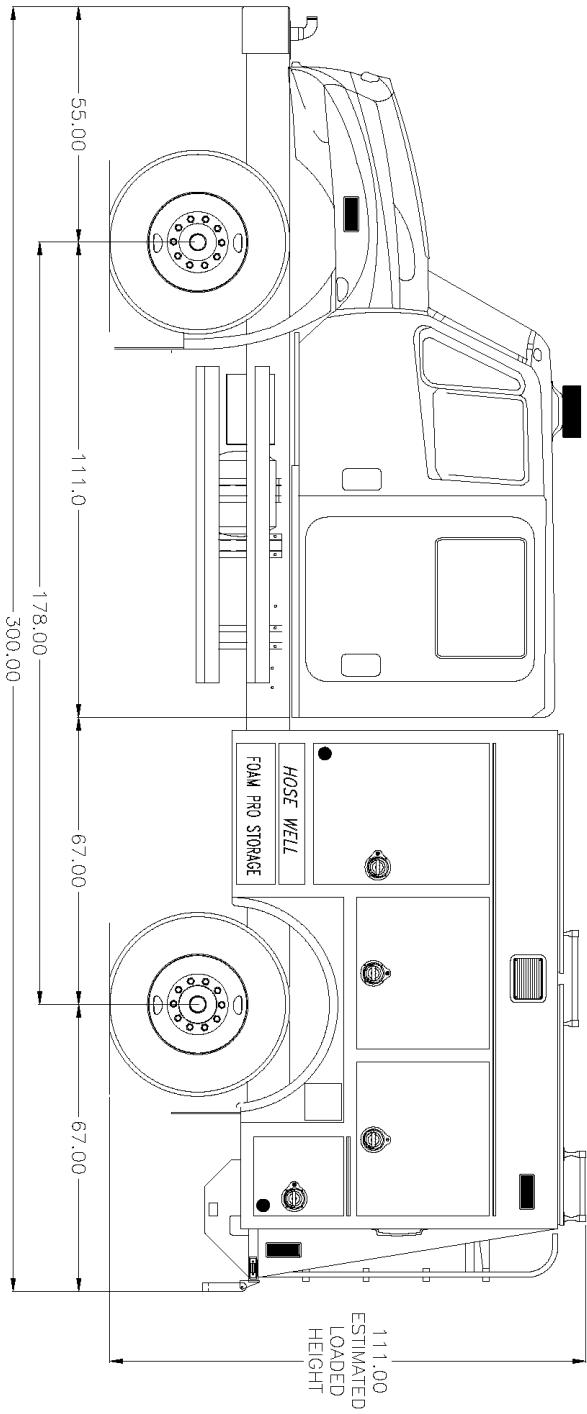
1-2 UNITS	3-4 UNITS	5-6 UNITS	7-8 UNITS
\$ 208,341.00	\$ 206,215.00	\$ 205,152.00	\$ 202,495.00

**PRICE SHOWN INCLUDES IFF AND FEDERAL EXCISE TAX (IF APPLICABLE)
DELIVERY: 240-300 DAYS AFTER RECEIPT OF ORDER**



RETURN

500 GPM CREW CAB BRUSH PUMPER



Boise Mobile Equipment

900 BOEING ST. BOISE ID 83705
(208) 338-1444 FAX: (208) 344-0395

BME MODEL: 831

DATE

OCT08



BME MODEL 931

250 GPM 4 X 2 CREW CAB BRUSH PUMPER- SIMILAR TO USFS MODEL 326

THIS VEHICLE IS FULLY COMPLIANT WITH NFPA 1906.

CREW CAB BRUSH PUMPER, BUILT ON AN INTERNATIONAL 7400 4 X 2, FOUR (4) DOOR CAB AND CHASSIS. FEATURES INCLUDE: 330 HP DIESEL ENGINE, ENGINE BRAKE, ALLISON AUTOMATIC TRANSMISSION, AIR CONDITIONING, TWO (2) AIR RIDE FRONT SEATS, THREE (3) REAR HIGHBACK NON-SCBA SEATS, CENTER CAB CONSOLE, 250 GPM PTO-DRIVEN PUMP, 600 GALLON WATER TANK, ONE (1) TWENTY-FIVE (25) GALLON FOAM TANK, FIVE (5) 1-1/2" AND ONE (1) 2-1/2" DISCHARGES, ONE (1) HOSE REEL, ONE (1) 3" GATED INTAKE, ONE (1) 1-1/2" DIRECT TANK FILL, CLASS A FOAM SYSTEM, ELECTRONIC FOAM UPLOAD SYSTEM, REAR MOUNTED PUMP PANEL, GALVANEAL STEEL BODY, TEN (10) EQUIPMENT COMPARTMENTS, FOUR (4) DUNNAGE COMPARTMENTS, ALUMINUM COMPARTMENT DOORS, ALUMINUM HOSEBED COVER, NFPA COMPLIANT LED WARNING LIGHT PACKAGE, SIREN AND SPEAKER, SCENE LIGHTING AND LED TYPE DOT LIGHTS. ADDITIONAL OPTIONS ARE AVAILABLE UPON REQUEST.

1-2 UNITS	3-4 UNITS	5-6 UNITS	7-8 UNITS
\$ 236,263.00	\$ 233,853.00	\$ 232,647.00	\$ 229,633.00

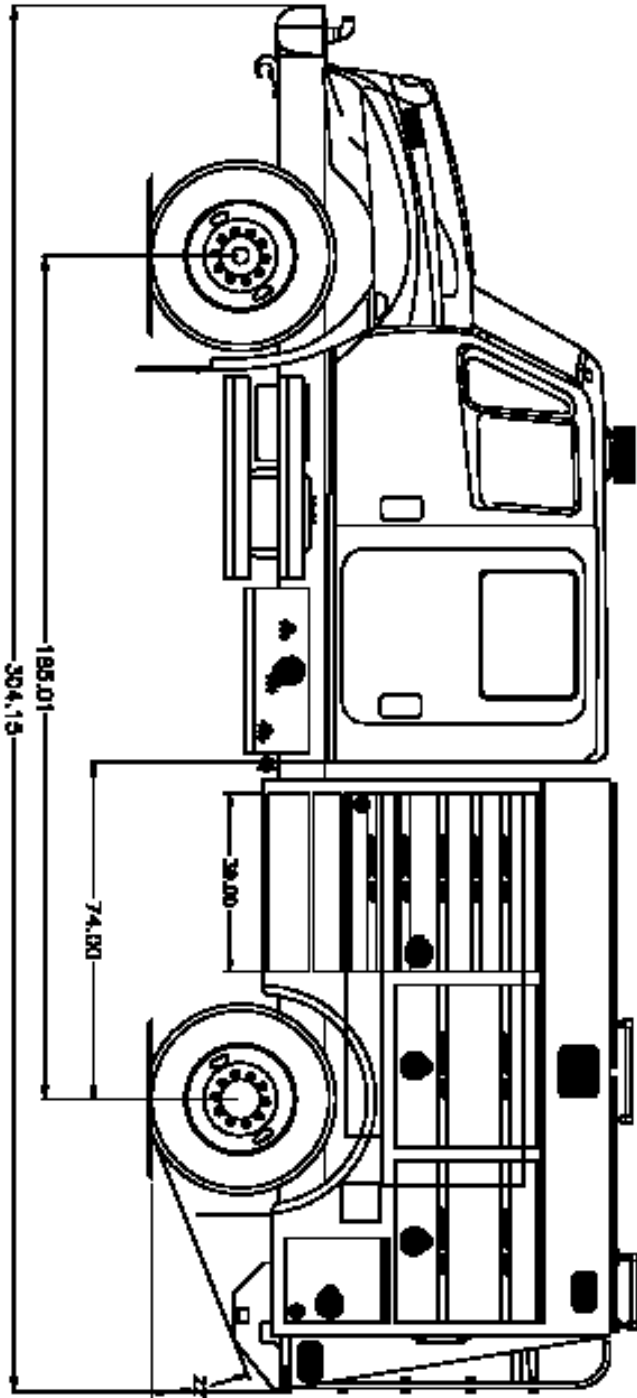
BME MODEL 931 STANDARD OPTIONS

OPTION	DESCRIPTION	1-2 UNITS	3-4 UNITS	5-6 UNITS	7-8 UNITS
931-1	Body Only On A Government-Supplied Chassis	\$136,150.00	\$134,761.00	\$134,066.00	\$132,329.00

**PRICE SHOWN INCLUDES IFF AND FEDERAL EXCISE TAX (IF APPLICABLE)
DELIVERY: 240-300 DAYS AFTER RECEIPT OF ORDER**



250 GPM BRUSH TRUCK



Boise Mobile Equipment

800 BOEING ST. BOISE ID 83708
(208) 338-1444 FAX (208) 344-0285

PROPOSED 2WD MODEL 62 WITH 800 GAL TNK(M326)

DWG
JAN09



BME MODEL 932

250 GPM 4 X 4 CREW CAB BRUSH PUMPER- SIMILAR TO USFS MODEL 346

THIS VEHICLE IS FULLY COMPLIANT WITH NFPA 1906.

CREW CAB BRUSH PUMPER, BUILT ON AN INTERNATIONAL 7400, 4 X 4, FOUR (4) DOOR CAB AND CHASSIS. FEATURES INCLUDE: 330 HP DIESEL ENGINE, ENGINE BRAKE, ALLISON AUTOMATIC TRANSMISSION, AIR CONDITIONING, TWO (2) AIR RIDE FRONT SEATS, THREE (3) REAR HIGHBACK NON-SCBA SEATS, CENTER CAB CONSOLE, 250 GPM PTO-DRIVEN PUMP, 600 GALLON WATER TANK, ONE (1) TWENTY-FIVE (25) GALLON FOAM TANK, FIVE (5) 1-1/2" AND ONE (1) 2-1/2" DISCHARGES, ONE (1) HOSE REEL, ONE (1) 3" GATED INTAKE, ONE (1) 1-1/2" DIRECT TANK FILL, CLASS A FOAM SYSTEM, ELECTRONIC FOAM UPLOAD SYSTEM, REAR MOUNTED PUMP PANEL, GALVANEAL STEEL BODY, TEN (10) EQUIPMENT COMPARTMENTS, FOUR (4) DUNNAGE COMPARTMENTS, ALUMINUM COMPARTMENT DOORS, ALUMINUM HOSEBED COVER, NFPA COMPLIANT LED WARNING LIGHT PACKAGE, SIREN AND SPEAKER, SCENE LIGHTING AND LED TYPE DOT LIGHTS. ADDITIONAL OPTIONS ARE AVAILABLE UPON REQUEST.

1-2 UNITS	3-4 UNITS	5-6 UNITS	7-8 UNITS
\$ 254,725.00	\$ 252,126.00	\$ 250,826.00	\$ 247,577.00

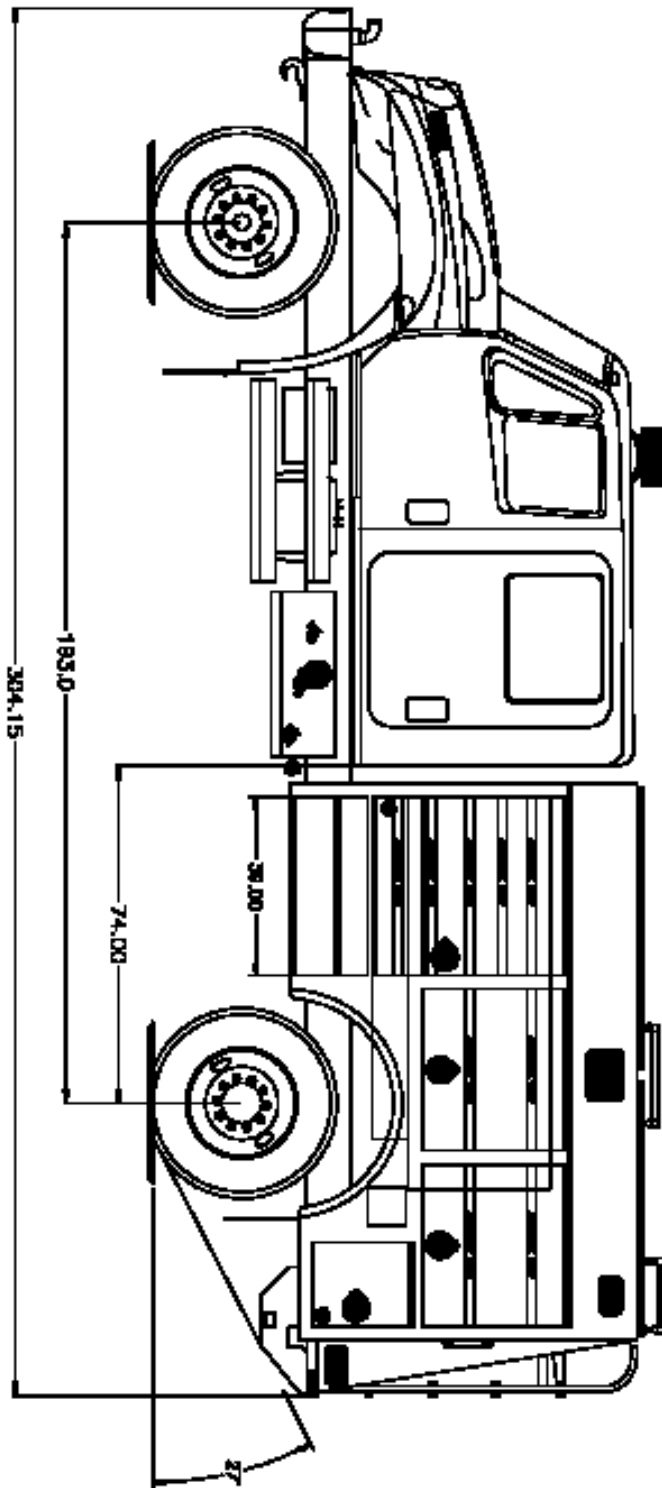
BME MODEL 932 STANDARD OPTIONS

OPTION	DESCRIPTION	1-2 UNITS	3-4 UNITS	5-6 UNITS	7-8 UNITS
932-1	Body Only On A Government-Supplied Chassis	\$136,150.00	\$134,761.00	\$134,066.00	\$132,329.00

**PRICE SHOWN INCLUDES IFF AND FEDERAL EXCISE TAX (IF APPLICABLE)
DELIVERY: 240-300 DAYS AFTER RECEIPT OF ORDER**



250 GPM BRUSH TRUCK



Boise Mobile Equipment

800 BOEING ST. BOISE ID 83708
(208) 338-1444 FAX (208) 344-0285

PROPOSED 4WD MODEL62 WITH 600 GAL TNK (M346)

DWG
DATE
JAN09



BME MODEL 933

250 GPM 4 X 2 STANDARD CAB BRUSH PUMPER- SIMILAR TO USFS MODEL 328

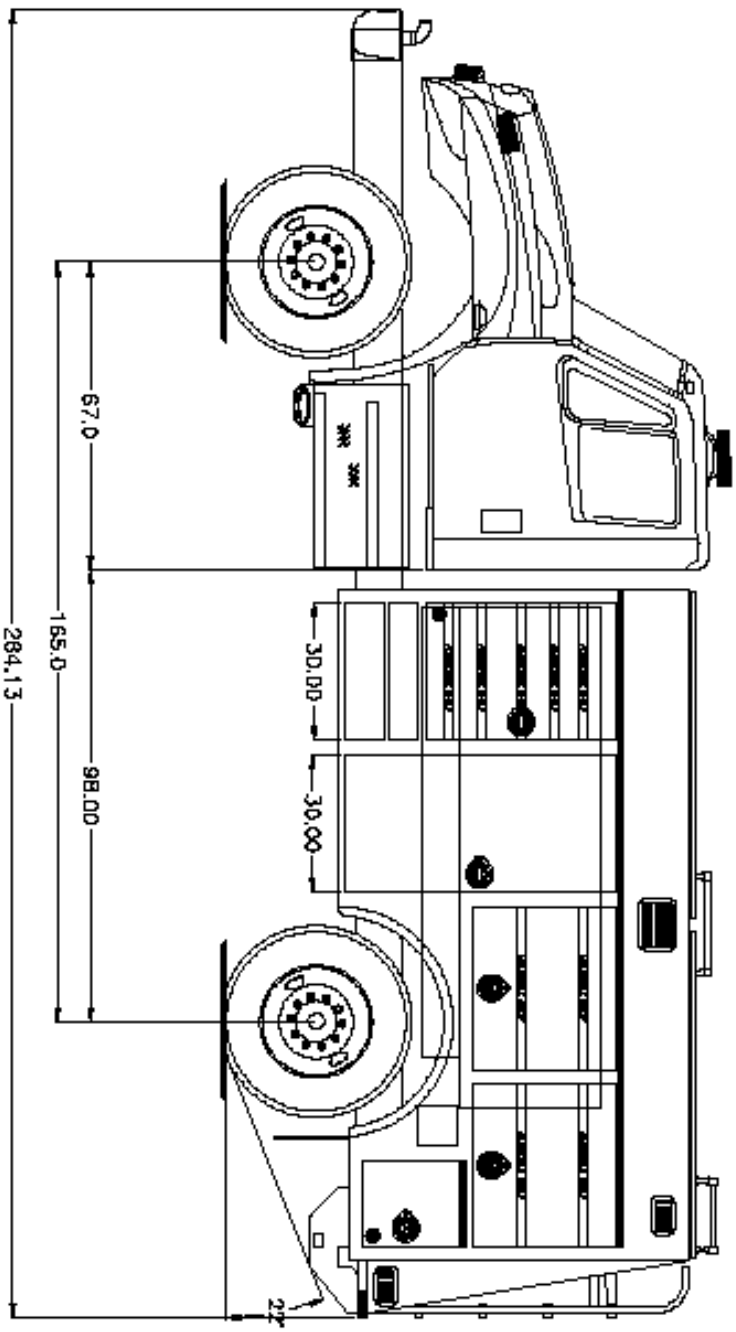
THIS VEHICLE IS FULLY COMPLIANT WITH NFPA 1906.

STANDARD CAB BRUSH PUMPER, BUILT ON AN INTERNATIONAL 7400, 4 X 2, TWO (2) DOOR CAB AND CHASSIS. FEATURES INCLUDE: 330 HP DIESEL ENGINE, ENGINE BRAKE, ALLISON AUTOMATIC TRANSMISSION, AIR CONDITIONING, ONE (1) AIR RIDE DRIVER'S SEAT, ONE (1) TWO (2) PASSENGER BENCH SEAT, CENTER CAB CONSOLE, 250 GPM PTO-DRIVEN PUMP, 800 GALLON WATER TANK, ONE (1) TWENTY-FIVE (25) GALLON FOAM TANK, FIVE (5) 1-1/2" AND ONE (1) 2-1/2" DISCHARGES, ONE (1) HOSE REEL, ONE (1) 3" GATED INTAKE, ONE (1) 1-1/2" DIRECT TANK FILL, CLASS A FOAM SYSTEM, ELECTRONIC FOAM UPLOAD SYSTEM, REAR MOUNTED PUMP PANEL, GALVANEAL STEEL BODY, TEN (10) EQUIPMENT COMPARTMENTS, FOUR (4) DUNNAGE COMPARTMENTS, ALUMINUM COMPARTMENT DOORS, ALUMINUM HOSEBED COVER, NFPA COMPLIANT LED WARNING LIGHT PACKAGE, SIREN AND SPEAKER, SCENE LIGHTING AND LED TYPE DOT LIGHTS. ADDITIONAL OPTIONS ARE AVAILABLE UPON REQUEST.

1-2 UNITS	3-4 UNITS	5-6 UNITS	7-8 UNITS
\$ 247,243.00	\$ 244,720.00	\$ 243,459.00	\$ 240,306.00

**PRICE SHOWN INCLUDES IFF AND FEDERAL EXCISE TAX (IF APPLICABLE)
DELIVERY: 240-300 DAYS AFTER RECEIPT OF ORDER**

250 GPM BRUSH TRUCK



Boise Mobile Equipment

9100 BOEING ST. BOISE ID 83705
(208) 336-1444 FAX: (208) 344-0365

BME MODEL 933

DATE JAN 11



BME MODEL 941

TYPE IV WILDLAND APPARATUS

THIS VEHICLE IS FULLY COMPLIANT WITH NFPA 1906.

TYPE IV WILDLAND APPARATUS, BUILT ON AN INTERNATIONAL 7400, 4 X 4, TWO (2) DOOR CAB AND CHASSIS. FEATURES INCLUDE: 330 HP DIESEL ENGINE, ENGINE BRAKE, ALLISON AUTOMATIC TRANSMISSION, AIR CONDITIONING, ONE (1) AIR RIDE DRIVER'S SEAT AND A TWO (2) PERSON BENCH SEAT. FEATURES INCLUDE: DIESEL ENGINE-DRIVEN REAR-MOUNTED PUMP, 750 GALLON WATER TANK, ONE (1) TWENTY (20) GALLON FOAM TANK, THREE (3) 1-1/2" DISCHARGES, TWO (2) HOSE REELS, ONE (1) 1-1/2" INTAKE, ONE (1) 2" INTAKE, ONE (1) 2-1/2" DIRECT TANK FILL, CLASS A FOAM SYSTEM, REAR MOUNTED PUMP PANEL, TUBULAR ALUMINUM BODY AND COMPARTMENT CONSTRUCTION, SEVEN (7) EQUIPMENT COMPARTMENTS, ENCLOSED SPARE TIRE STORAGE COMPARTMENT, ALUMINUM COMPARTMENT DOORS, NFPA COMPLIANT LED WARNING LIGHT PACKAGE, SIREN AND SPEAKER, FOUR (4) ADJUSTABLE DECK LIGHTS AND LED TYPE DOT LIGHTS. ADDITIONAL OPTIONS ARE AVAILABLE UPON REQUEST.

1-2 UNITS	3-4 UNITS	5-6 UNITS	7-8 UNITS
\$ 233,905.00	\$ 231,518.00	\$ 230,325.00	\$ 227,342.00

BME MODEL 941 STANDARD OPTIONS

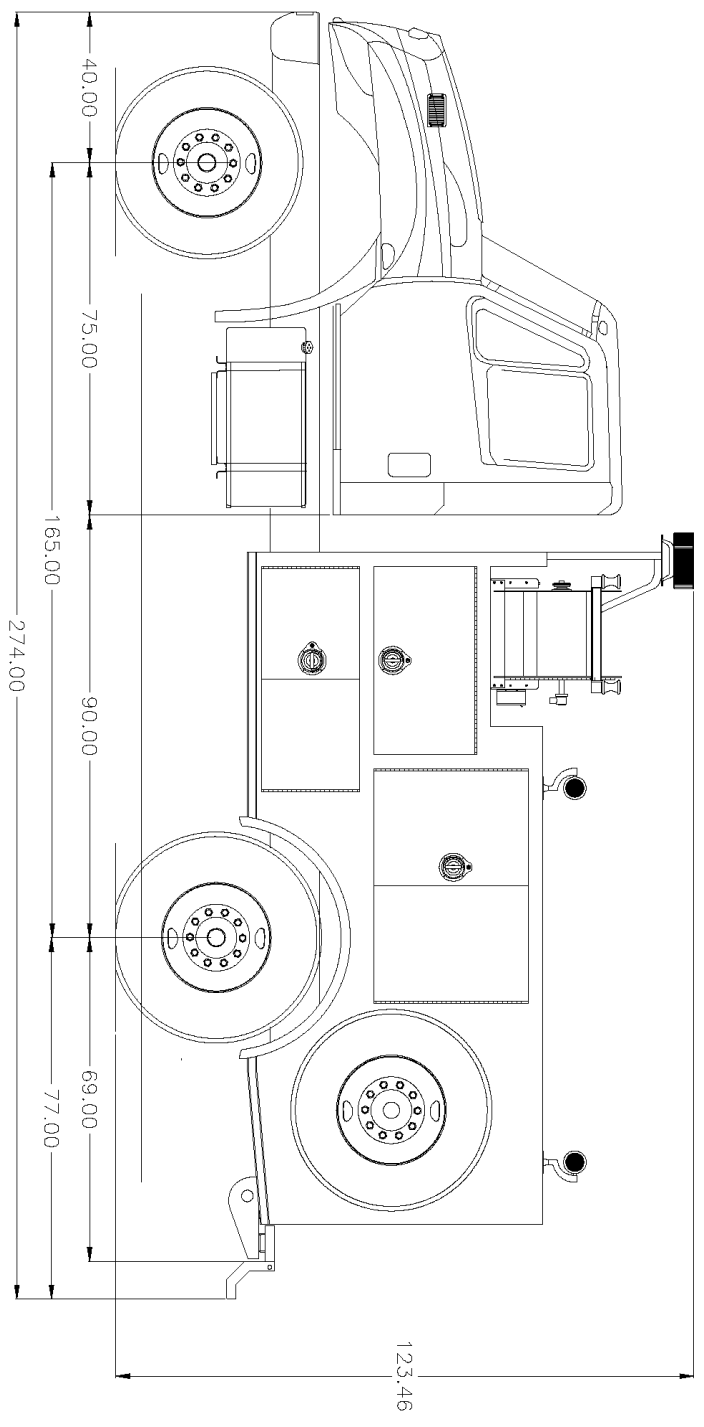
OPTION	DESCRIPTION	1-2 UNITS	3-4 UNITS	5-6 UNITS	7-8 UNITS
941-1	Body Only On A Government-Supplied Chassis	\$119,424.00	\$118,206.00	\$117,596.00	\$116,073.00
941-2	Midship Mounted Pump	\$ 0.00	\$ 0.00	\$ 0.00	\$ 0.00
941-3	Tubular Stainless Steel Body	\$ 6,373.00	\$ 6,307.00	\$ 6,275.00	\$ 6,193.00
941-4	USFS Model 448 Package	\$ 15,475.00	\$ 15,317.00	\$ 15,237.00	\$ 15,041.00
941-5	Rear Individual Seats (3)	\$ 2,257.00	\$ 2,234.00	\$ 2,223.00	\$ 2,193.00

PRICE SHOWN INCLUDES IFF AND FEDERAL EXCISE TAX (IF APPLICABLE)

DELIVERY: 240-300 DAYS AFTER RECEIPT OF ORDER



SKID MOUNT WILDLAND UNIT



Boise Mobile Equipment

900 BOEING ST. BOISE ID 83705
(208) 338-1444 FAX: (208) 344-0395

BME MODEL: 841

DATE
OCT08



BME MODEL 1416

TYPE IV WILDLAND APPARATUS- SIMILAR TO BLM MODEL 667

THIS VEHICLE IS FULLY COMPLIANT WITH NFPA 1906.

TYPE IV WILDLAND APPARATUS, BUILT ON A FREIGHTLINER M2, 4 X 4, 37,000 LB. GVWR TWO (2) DOOR CAB AND CHASSIS. FEATURES INCLUDE: 300 HP DIESEL ENGINE, ENGINE BRAKE, ALLISON AUTOMATIC TRANSMISSION, AIR CONDITIONING, ONE (1) AIR RIDE DRIVER'S SEAT AND A TWO (2) PERSON BENCH SEAT. FEATURES INCLUDE: DIESEL ENGINE-DRIVEN REAR-MOUNTED PUMP, 850 GALLON WATER TANK, ONE (1) TWENTY (20) GALLON FOAM TANK, THREE (3) 1-1/2" DISCHARGES, TWO (2) HOSE REELS, THREE (3) 3" INTAKES, ONE (1) 2-1/2" DIRECT TANK FILL, CLASS A FOAM SYSTEM, REAR MOUNTED PUMP PANEL, FORMED STAINLESS STEEL BODY AND COMPARTMENT CONSTRUCTION, SEVEN (7) EQUIPMENT COMPARTMENTS, ENCLOSED SPARE TIRE STORAGE COMPARTMENT, STAINLESS STEEL COMPARTMENT DOORS, NFPA COMPLIANT LED WARNING LIGHT PACKAGE, SIREN AND SPEAKER, FOUR (4) ADJUSTABLE DECK LIGHTS AND LED TYPE DOT LIGHTS. ADDITIONAL OPTIONS ARE AVAILABLE UPON REQUEST.

1-2 UNITS	3-4 UNITS	5-6 UNITS	7-8 UNITS
\$ 259,025.00	\$ 256,492.00	\$ 255,226.00	\$ 252,059.00

BME MODEL 1416 STANDARD OPTIONS

OPTION	DESCRIPTION	1-2 UNITS	3-4 UNITS	5-6 UNITS	7-8 UNITS
1416-1	Navistar Chassis ILO Standard	\$ 22,749.00	\$ 22,543.00	\$ 22,440.00	\$ 22,181.00
1416-2	Body Only On A Government-Supplied Chassis	\$161,328.00	\$159,682.00	\$158,859.00	\$156,801.00
1416-3	Darley HSE 250K Pump	\$ 3,938.00	\$ 3,898.00	\$ 3,878.00	\$ 3,828.00
1416-4	Front Bumper Monitor	\$ 5,826.00	\$ 5,767.00	\$ 5,737.00	\$ 5,663.00
1416-5	Front Bumper Discharge	\$ 1,050.00	\$ 1,039.00	\$ 1,034.00	\$ 1,020.00
1416-6	Reel Remind Wireless Remote	\$ 503.00	\$ 498.00	\$ 495.00	\$ 489.00
1416-7	Cell Phone Signal Booster	\$ 369.00	\$ 365.00	\$ 363.00	\$ 358.00
1416-8	CA Compliant Light Package	\$ 0.00	\$ 0.00	\$ 0.00	\$ 0.00
1416-9	Cab Intercom System	\$ 5,944.00	\$ 5,883.00	\$ 5,853.00	\$ 5,777.00
1416-10	Training At Customer Location	\$ 1,931.00	\$ 1,911.00	\$ 1,902.00	\$ 1,877.00

**PRICE SHOWN INCLUDES IFF AND FEDERAL EXCISE TAX (IF APPLICABLE)
DELIVERY: 240-300 DAYS AFTER RECEIPT OF ORDER**



BME MODEL 1417

TYPE IV WILDLAND APPARATUS- SIMILAR TO BLM MODEL 667M

THIS VEHICLE IS FULLY COMPLIANT WITH NFPA 1906.

TYPE IV WILDLAND APPARATUS, BUILT ON A FREIGHTLINER M2, 4 X 4, TWO (2) DOOR EXTENDED CAB AND CHASSIS. FEATURES INCLUDE: 300 HP DIESEL ENGINE, ENGINE BRAKE, ALLISON AUTOMATIC TRANSMISSION, AIR CONDITIONING, TWO (2) AIR RIDE FRONT SEATS AND A THREE (3) PERSON REAR BENCH SEAT. FEATURES INCLUDE: DIESEL ENGINE-DRIVEN MID-MOUNTED PUMP, 750 GALLON WATER TANK, ONE (1) TWENTY (20) GALLON FOAM TANK, THREE (3) 1-1/2" DISCHARGES, TWO (2) HOSE REELS, THREE (3) 3" INTAKES, ONE (1) 2-1/2" DIRECT TANK FILL, CLASS A FOAM SYSTEM, MID-MOUNTED RHS PUMP PANEL, FORMED STAINLESS STEEL BODY AND COMPARTMENT CONSTRUCTION, SEVEN (7) EQUIPMENT COMPARTMENTS, ENCLOSED SPARE TIRE STORAGE COMPARTMENT, STAINLESS STEEL COMPARTMENT DOORS, NFPA COMPLIANT LED WARNING LIGHT PACKAGE, SIREN AND SPEAKER, FOUR (4) ADJUSTABLE DECK LIGHTS AND LED TYPE DOT LIGHTS. ADDITIONAL OPTIONS ARE AVAILABLE UPON REQUEST.

1-2 UNITS	3-4 UNITS	5-6 UNITS	7-8 UNITS
\$ 264,066.00	\$ 261,485.00	\$ 260,195.00	\$ 256,969.00

BME MODEL 1417 STANDARD OPTIONS

OPTION	DESCRIPTION	1-2 UNITS	3-4 UNITS	5-6 UNITS	7-8 UNITS
1417-1	Navistar Chassis ILO Standard	\$ 26,998.00	\$ 26,752.00	\$ 26,629.00	\$ 26,323.00
1417-2	Body Only On A Government-Supplied Chassis	\$165,986.00	\$164,292.00	\$163,445.00	\$161,328.00
1417-3	Darley HSE 250K Pump	\$ 3,938.00	\$ 3,898.00	\$ 3,878.00	\$ 3,828.00
1417-4	Front Bumper Monitor	\$ 5,826.00	\$ 5,767.00	\$ 5,737.00	\$ 5,663.00
1417-5	Front Bumper Discharge	\$ 1,050.00	\$ 1,039.00	\$ 1,034.00	\$ 1,020.00
1417-6	Reel Remind Wireless Remote	\$ 503.00	\$ 498.00	\$ 495.00	\$ 489.00
1417-7	Cell Phone Signal Booster	\$ 369.00	\$ 365.00	\$ 363.00	\$ 358.00
1417-8	CA Compliant Light Package	\$ 0.00	\$ 0.00	\$ 0.00	\$ 0.00
1417-9	Cab Intercom System	\$ 5,944.00	\$ 5,883.00	\$ 5,853.00	\$ 5,777.00
1417-10	Training At Customer Location	\$ 1,931.00	\$ 1,911.00	\$ 1,902.00	\$ 1,877.00

PRICE SHOWN INCLUDES FEDERAL EXCISE TAX AND IFF DELIVERY: 240-300 DAYS AFTER RECEIPT OF ORDER