

Effective  
1/01/09  
add 4%  
to all  
seating

**GSA  
PRICE GUIDE**  
**57.18% Discount**  
#GS-29F-5234A  
Expires 1-31-11  
#GS-28F-2007D  
Expires 9-30-10

# fixturesfurniture

seating price guide **2008**



# SEATING

Schedule Title  
FSC Group 71, Part 1, Office Furniture

# fixturesfurniture

**GSA Discount 57.18%**  
off January 1, 2009 Pricing

GSA Contract #GS-29F-5234A\*  
GSA Contract #GS-28F-2007D\*

See Fixtures Furniture July 1, 2008 printed price guide plus 4%

### 1a. Special Item Numbers:

SIN 711-11, 711-17, 711-18 & 711-19 (GS-29F-5234A)  
SIN 71-302 (GS-28F-2007D)

### 1b. Lowest Price Item:

SIN	Part A	\$List Each	\$ Net Each
711-11	00001	\$301	\$128.89
	00005	\$301	\$128.89
711-17	56770	\$75	\$32.12
711-18	50012	\$409	\$175.13
711-19	22040	\$121	\$51.81
71-302	45011	\$207	\$88.64

### 2. Maximum Order:

\$200,000 net

### 3. Minimum Order:

Any Value

### 4. Geographic Coverage:

48 contiguous States and Washington DC

### 5. Point of Production

Fixtures Furniture  
4121 Rushton St., Lauderdale County  
Florence, AL 35630

800-821-3500

256-765-7137 (fax)

info@ff-corp.com (e-mail)

### 6. All prices shown in price book are list, Government Discount 57.18% off list.

### 7. Volume Discount:

\$10,000 - 50,000 net	4%
\$50,001 - 100,000 net	6%
\$100,001 - 150,000 net	8%
\$150,001 - 200,000 net	10%

### 8. Prompt Payment Terms:

2.5% - 20 Days/NET 30 Days

(Not applicable for credit card purchases)

### 9a. Government Commercial Credit Card Accepted.

### 9b. No Discount for Payment by Government Credit Card.

### 10. Foreign Items - N/A

### 11a. Delivery Time:

The guaranteed delivery time for all items is 90 days. Normally products ship within 45 days of receipt of a complete and accurate order.

### 11b. Expedited:

Any item may be available for expedited delivery. Ask your Fixtures Furniture representative.

### 12. Freight:

Freight paid by Fixtures within the contiguous 48 states. (FOB Origin, freight prepaid and allowed); \$40 net charge on orders less than \$800 list.

### 13. Ordering Address:

Fixtures Furniture  
4121 Rushton St.  
Florence, AL 35630

Toll Free: 800.821.3500  
Fax: 256.765.7137

### 14. Payment Address:

Jami, Inc. dba Fixtures Furniture, 36193 Treasury Center, Chicago, IL 60694-6100

### 15. Environmental Attributes:

Fixtures Furniture is committed to protecting the environment. We use environmentally sensitive manufacturing processes, and we maintain recycling programs in our facilities. Please contact our Customer Service Department to request additional information on our environmental commitments.



Many of Fixtures Furniture products have earned the GREENGUARD Environmental Institute's GREENGUARD Indoor Air Quality Certification® for low emitting interior products. All GREENGUARD Certified furnishings and materials are tested on a regular basis to ensure continued low emitting status.

For more information or to obtain an up-to-date listing of Fixtures Furniture's Greenguard Indoor Air Certified® products please visit [www.fixturesfurniture.com](http://www.fixturesfurniture.com) or [www.greenguard.org](http://www.greenguard.org).

This price list was printed on recyclable paper. We urge you to recycle this book when new price lists are published.

### 16. WARRANTY: See page 73 of Price Guide

### 17. Cancellation:

No cancellation charges prior to production. After production begins, only actual costs incurred that can't be recovered through resale of merchandise in a reasonable length of time (6 months) will be subject to cancellation charges.

### 18. Returns:

Returned merchandise will not be accepted without written approval from Fixtures Furniture Customer Service on a Return Authorization (RA) Form. Once an RA is approved, merchandise must be returned to Fixtures Furniture prepaid, in the original cartons (with proper inner packing), addressed with return labels and accompanied by a copy of the RA form. Fixtures Furniture will refuse shipments of returned goods that do not meet these criteria. A minimum 35% restocking fee will be due for the original shipment.

### 19. DUNS Number:

00-714-2698

### 20. Tax ID Number:

48-1155727

### 21. CAGE Number:

5J656

### 22. Size of Business:

Small

### \*Expiration Date:

GS-29F-5234A expires January 31, 2011

GS-28F-2007D expires September 30, 2010

[www.fixturesfurniture.com](http://www.fixturesfurniture.com) 4121 Rushton St., Florence, AL 35630 800/821-3500 t 256/765-7137 f

For more information on ordering from Federal Supply Schedules, click on the FSS schedules button at [www.fss.gsa.gov](http://www.fss.gsa.gov).

800/821-3500

# Product On Contract

Discount from List Price: 57.18%

## SIN Numbers/Products

711-11 (GS-29F-5234A)  
Chair Dollies

---

## 711-17 (GS-29F-5234A)

Bola (excluding stools & tablets)  
Bola Modular Tables  
Morphix (excluding armless chairs  
and stools)  
Patience (excluding stools & tablets)  
Patience Modular Tables  
Pedestal Mount for Tandem Seats  
Tandem - Albi Seat Unit  
Tandem - Astro Seat Unit  
Tandem - Bola Seat Unit  
Tandem - D Chair Seat Unit  
Tandem Rails - Tablet arms  
Tandem Rails - Loop arms  
Tandem Rails - Table tops  
Tandem Rails

---

## 711-18 (GS-29F-5234A)

Allure Sled Base (excluding stools & tablets)  
Allure Nesting  
Allure Stools  
Bola Stools  
Jazz Stools  
Morphix Stools  
Patience Intensive Use (excluding tablets)  
Patience Stools

---

## 711-19 (GS-29F-5234A)

Albi (excluding tablets)  
Allure 4-leg (excluding stools & tablets)  
Astro (excluding tablets)  
D Chair  
Elate (excluding tablets)  
Emotion (excluding tablets)  
Encore (excluding tablets)  
Jazz (excluding stools & tablets)  
Morphix (excluding arm chairs & stools)  
Pulse (excluding tablets)  
Rascal (excluding tablets)

---

## 71-302 (GS-28F-2007D)

Albi Tablet Arm Chairs  
Allure Tablet Arm Chairs  
Astro Tablet Arm Chairs  
Bola Tablet Arm Chairs  
Bola For Children Chairs  
Elate Tablet Arm Chairs  
Emotion Tablet Arm Chairs  
Jazz Tablet Arm Chairs  
Patience Tablet Arm Chairs  
Patience Intensive Use Tablet Arm Chairs  
Pulse Tablet Arm Chairs  
Rascal Tablet Arm Chairs  
Chair Dollies for Tablet Chairs

---

### ITEMS NOT ON CONTRACT

Products:  
Fetch  
Fetch dolly  
Smile

www.fixturesfurniture.com 4121 Rushton St., Florence, AL 35630 800/821-3500 t 256/765-7137 f  
For more information on ordering from Federal Supply Schedules,  
click on the FSS schedules button at [www.fss.gsa.gov](http://www.fss.gsa.gov).

800/821-3500



# seating **contents**

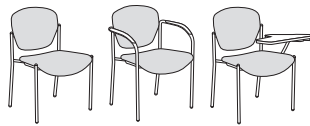
product directory	2
<b>SEATING</b>	
albi	8
allure	10
astro	18
bola	20
d chair	30
elate	32
fixtures emotion	34
encore	36
fetch	38
jazz	40
morphix	42
patience	44
pulse	52
rascal	54
tandem	56
dollies	62
<b>APPENDICES</b>	
options directory	64
finishes	67
COM	70
how to order	71
terms & conditions	72
grade-in list	74
<b>INDICES</b>	
by product name	78
by model number	80

# product directory

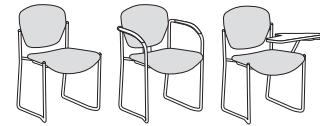
2



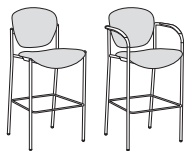
ALBI pgs. 8-9	
WIDTH	21" (24"-25" w/ tablet)
DEPTH	21" (23"-29" w/ tablet)
HEIGHT	31" (31"-35" w/ tablet)
ARM HEIGHT	27"
SEAT HEIGHT	17" (upholstered +2")
SEAT WIDTH	17"
SEAT DEPTH	17"
BACK HEIGHT	9"
BACK WIDTH	18"
WEIGHT	11 lb (20 lb w/ tablet) (upholstered +2 lb)
COM	0.7 yd
TABLET	out-of-way
BOOKRACK	n/a
GANG	yes
MODULAR	n/a
TANDEM	yes
STACKING	5 floor/15 dolly (0 w/ tablet) thermo 4 floor/11 dolly upholstered
DOLLY	00019




ALLURE 4-LEG pgs. 10-11	
WIDTH	22" (24" w/ arm) (23"-25" w/ tablet)
DEPTH	22" (22"-29" w/ tablet)
HEIGHT	32.5" (32.5"-39" w/ tablet)
ARM HEIGHT	26.5"
SEAT HEIGHT	18.5"
SEAT WIDTH	20.5"
SEAT DEPTH	18.5"
BACK HEIGHT	14"
BACK WIDTH	18"
WEIGHT	16 lb (18 lb w/ arm) (24 lb w/ tablet)
COM	1.1 yd
TABLET	flip up
BOOKRACK	n/a
GANG	yes
MODULAR	n/a
TANDEM	n/a
STACKING	4 floor/4 dolly (0 w/ tablet)
DOLLY	00005



ALLURE SLED pg. 12	
WIDTH	22" (24" w/ arm) (23"-25" w/ tablet)
DEPTH	22" (22"-29" w/ tablet)
HEIGHT	32.5" (32.5"-39" w/ tablet)
ARM HEIGHT	26.5"
SEAT HEIGHT	18.5"
SEAT WIDTH	20.5"
SEAT DEPTH	18.5"
BACK HEIGHT	14"
BACK WIDTH	18"
WEIGHT	18 lb (20 lb w/ arm) (26 lb w/ tablet)
COM	1.1 yd
TABLET	flip up
BOOKRACK	n/a
GANG	yes
MODULAR	n/a
TANDEM	n/a
STACKING	n/a
DOLLY	n/a



ALLURE STOOLS pgs. 13	
WIDTH	22" (24" w/ arm)
DEPTH	22"
HEIGHT	45", 42", 39"
ARM HEIGHT	38", 35", 32"
SEAT HEIGHT	30", 27", 24"
SEAT WIDTH	20.5"
SEAT DEPTH	18.5"
BACK HEIGHT	14"
BACK WIDTH	18"
WEIGHT	26 lb (28 lb w/ arm), 25 lb (27 lb w/ arm), 24 lb (26 w/ arm)
SEAT TO FOOT RUNG	18"
COM	1.1 yd
TABLET	n/a
BOOKRACK	n/a
GANG	yes
MODULAR	n/a
TANDEM	n/a
STACKING	n/a
DOLLY	n/a



ALLURE NESTING pgs. 14-15	
WIDTH	24" (25" w/ arm)
DEPTH	22"
HEIGHT	32.5"
ARM HEIGHT	27"
SEAT HEIGHT	18.5"
SEAT WIDTH	20.5"
SEAT DEPTH	18.5"
BACK HEIGHT	14"
BACK WIDTH	18"
WEIGHT	23 lb (26.5 lb w/ arm)
NESTING PITCH	8.5"
COM	1.1 yd
TABLET	n/a
BOOKRACK	n/a
GANG	n/a
MODULAR	n/a
TANDEM	n/a
STACKING	n/a



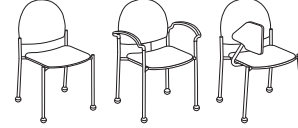
ALLURE BARIATRIC 4-LEG pgs. 16-17	
WIDTH	29"
DEPTH	21.5"
HEIGHT	33"
ARM HEIGHT	27"
SEAT HEIGHT	18.5"
SEAT WIDTH	24"
SEAT DEPTH	19.5"
BACK HEIGHT	18.5"
BACK WIDTH	22.5"
WEIGHT	32 lb
COM	2 yd
TABLET	n/a
BOOKRACK	n/a
GANG	n/a
MODULAR	n/a
TANDEM	n/a
STACKING	n/a
DOLLY	n/a



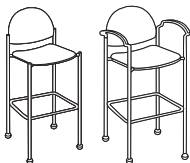
ASTRO pgs. 18-19	
WIDTH	23.5" (23.5"-26" w/ tablet)
DEPTH	22" (22"-30" w/ tablet)
HEIGHT	30.5" (30.5"-38" w/ tablet)
ARM HEIGHT	n/a
SEAT HEIGHT	17.5"
SEAT WIDTH	19"
SEAT DEPTH	17"
BACK HEIGHT	14"
BACK WIDTH	18"
WEIGHT	12.5 lb (22.5 w/ tablet)
COM	n/a
TABLET	flip up
BOOKRACK	n/a
GANG	n/a
MODULAR	n/a
TANDEM	yes
STACKING	20 floor/20 dolly (3 floor/3 dolly w/ tablet)
DOLLY	00001




BOLA 4-LEG pgs. 20-21	
WIDTH	21" (24" w/ arm) (21-27" w/ tablet)
DEPTH	22" (22"-27" w/ tablet) (wallsaver +1")
HEIGHT	31" (31"-35" w/ tablet)
ARM HEIGHT	27"
SEAT HEIGHT	17" (upholstered +1")
SEAT WIDTH	17"
SEAT DEPTH	17"
BACK HEIGHT	12" (upholstered +1")
BACK WIDTH	18"
WEIGHT	12 lb (14 lb w/ arm) (20 lb w/ tablet) (upholstered +3 lb)
COM	1 yd
TABLET	flip up, out of way
BOOKRACK	n/a
GANG	yes
MODULAR	yes
TANDEM	yes
STACKING	
(THERMO)	4 floor/4 dolly (0 w/ tablet)
(UPH)	4 floor/4 dolly (same w/ tablet)
DOLLY	00003 and 00005



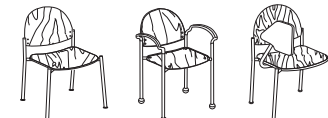
BOLA CONFERENCE BACK pg. 22	
WIDTH	21" (24" w/ arm) (25"-27" w/ tablet)
DEPTH	23" (23"-27" w/ tablet)
HEIGHT	34" (34"-35" w/ tablet)
ARM HEIGHT	27"
SEAT HEIGHT	18"
SEAT WIDTH	17"
SEAT DEPTH	17"
BACK HEIGHT	16"
BACK WIDTH	18"
WEIGHT	16 lb (18 lb w/ arm) (23 lb w/ tablet)
COM	1.1 yd
TABLET	flip up, out of way
BOOKRACK	n/a
GANG	yes
MODULAR	yes
TANDEM	yes
STACKING	4 floor/4 dolly (same w/ tablet)
DOLLY	00003 and 00005



BOLA 4-LEG STOOLS pg. 23	
WIDTH	21" (24" w/ arm)
DEPTH	24" (upholstered + 0.5")
HEIGHT	43", 40", 37"
ARM HEIGHT	39", 36", 33"
SEAT HEIGHT	29", 26", 23" (upholstered +1")
SEAT WIDTH	17"
SEAT DEPTH	17"
BACK HEIGHT	12" (upholstered +1")
BACK WIDTH	18"
WEIGHT	19 lb (21 lb w/ arm), 18 lb (20 lb w/ arm), 17 lb (19 w/ arm) (upholstered +4 lb)
SEAT TO FOOT RUNG	18"
COM	1 yd
TABLET	n/a
BOOKRACK	n/a
GANG	n/a
MODULAR	n/a
TANDEM	n/a
STACKING	n/a
DOLLY	n/a



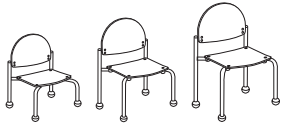
BOLA TWIST STOOLS pg. 23	
WIDTH	21"
DEPTH	24.5"
HEIGHT	31", 27", 18" (with back +12")
ARM HEIGHT	n/a
SEAT HEIGHT	31", 27", 18"
SEAT WIDTH	15" diameter
SEAT DEPTH	15" diameter
BACK HEIGHT	11"
BACK WIDTH	16"
WEIGHT	16 lb (20 lb w/ back), 15 lb (19 lb w/ back), 13 lb (17 lb w/ back)
COM	0.67 yd (.9 w/ back)
TABLET	n/a
BOOKRACK	n/a
GANG	n/a
MODULAR	n/a
TANDEM	n/a
STACKING	n/a
DOLLY	n/a



BOLA WOOD pgs. 24-25	
WIDTH	21" (24" w/ arm) (25"-27" w/ tablet)
DEPTH	22" (22"-27" w/ tablet)
HEIGHT	31" (31"-35" w/ tablet)
ARM HEIGHT	27"
SEAT HEIGHT	17"
SEAT WIDTH	17"
SEAT DEPTH	18"
BACK HEIGHT	12"
BACK WIDTH	18"
WEIGHT	12 lb (14 lb w/ arm) (20 lb w/ tablet)
TABLET	yes
BOOKRACK	n/a
GANG	yes
MODULAR	yes
TANDEM	yes
STACKING	4 floor/ 4 dolly (same w/ tablet)
DOLLY	00005

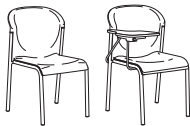
# product directory

4



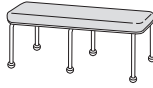
## BOLA FOR CHILDREN pgs. 26-27

<b>WIDTH</b>	20.5", 18", 18"
<b>DEPTH</b>	20.5", 19", 19"
<b>HEIGHT</b>	28.5", 24", 21"
<b>ARM HEIGHT</b>	n/a
<b>SEAT HEIGHT</b>	15", 13", 10" (upholstered +0.5")
<b>SEAT WIDTH</b>	16", 13.5", 13.5" (upholstered +0.5")
<b>SEAT DEPTH</b>	16.5", 12.5", 12.5" (upholstered +0.5")
<b>BACK HEIGHT</b>	12", 11", 11" (upholstered +0.5")
<b>BACK WIDTH</b>	18", 15", 15"
<b>WEIGHT</b>	11 lb, 9 lb, 8.5 lb upholstered +2 lb; +3 lb for teen)
<b>COM</b>	1 yd, 0.75 yd, 0.75 yd
<b>TABLET</b>	n/a
<b>BOOKRACK</b>	n/a
<b>GANG</b>	n/a
<b>MODULAR</b>	n/a
<b>TANDEM</b>	n/a
<b>STACKING</b>	
(THERMO)	4 floor
(UPH)	4 floor
<b>DOLLY</b>	n/a



## ELATE pgs. 32-33

<b>WIDTH</b>	20" (22.5"-23" w/ arm) (22.5"-23" w/ tablet)
<b>DEPTH</b>	23" (30" w/ tablet)
<b>HEIGHT</b>	32.5" (32.5"-37" w/ tablet)
<b>ARM HEIGHT</b>	25.5"
<b>SEAT HEIGHT</b>	17.5" (upholstered +0.5")
<b>SEAT WIDTH</b>	16.5"
<b>SEAT DEPTH</b>	16"
<b>BACK HEIGHT</b>	18.5"
<b>BACK WIDTH</b>	19.5"
<b>WEIGHT</b>	14 lb (17-18 lb w/ arm) (upholstered + 4 lb) (24 lb w/ tablet)
<b>COM</b>	1 yd
<b>TABLET</b>	flip up
<b>BOOKRACK</b>	yes (n/a on steel arm models)
<b>GANG</b>	yes
<b>MODULAR</b>	n/a
<b>TANDEM</b>	n/a
<b>STACKING</b>	
(THERMO)	8 floor/10 dolly (3 floor/7 dolly w/ tablet)
(UPH)	6 floor/8 dolly (3 floor/7 dolly w/ tablet)
<b>DOLLY</b>	00068




## BOLA BENCH pgs. 26-27

<b>WIDTH</b>	48"
<b>DEPTH</b>	18"
<b>HEIGHT</b>	18"
<b>ARM HEIGHT</b>	n/a
<b>SEAT HEIGHT</b>	18"
<b>SEAT WIDTH</b>	48"
<b>SEAT DEPTH</b>	18"
<b>BACK HEIGHT</b>	n/a
<b>BACK WIDTH</b>	n/a
<b>WEIGHT</b>	45 lb.
<b>COM</b>	1.2 yd
<b>TABLET</b>	n/a
<b>BOOKRACK</b>	n/a
<b>GANG</b>	n/a
<b>MODULAR</b>	n/a
<b>TANDEM</b>	n/a
<b>STACKING</b>	n/a
<b>DOLLY</b>	n/a



## EMOTION pgs. 34-35

<b>WIDTH</b>	22" (23" w/ arm) (26"-27" w/ tablet)
<b>DEPTH</b>	23" (30" w/ tablet)
<b>HEIGHT</b>	32.5" (32.5"-37" w/ tablet)
<b>ARM HEIGHT</b>	26"
<b>SEAT HEIGHT</b>	18" (upholstered +0.5")
<b>SEAT WIDTH</b>	18"
<b>SEAT DEPTH</b>	18"
<b>BACK HEIGHT</b>	12.5"
<b>BACK WIDTH</b>	18"
<b>WEIGHT</b>	16 lb ( 19 lb w/ arm) (27 lb w/ tablet) (upholstered +3 lb)
<b>COM</b>	1 yd
<b>TABLET</b>	flip up
<b>BOOKRACK</b>	yes
<b>GANG</b>	yes
<b>MODULAR</b>	n/a
<b>TANDEM</b>	n/a
<b>STACKING</b>	
(THERMO)	10 floor/20 dolly (0 w/ tablet)
(UPH)	7 floor/7 dolly (0 w/ tablet)
<b>DOLLY</b>	00067



## D CHAIR pgs. 30-31

<b>WIDTH</b>	20" (25" w/ arm)
<b>DEPTH</b>	23"
<b>HEIGHT</b>	31"
<b>ARM HEIGHT</b>	25"
<b>SEAT HEIGHT</b>	17" (upholstered +0.5")
<b>SEAT WIDTH</b>	18"
<b>SEAT DEPTH</b>	16"
<b>BACK HEIGHT</b>	15"
<b>BACK WIDTH</b>	19"
<b>WEIGHT</b>	12 lb (15 lb w/ arm)
<b>COM</b>	0.85 yd
<b>TABLET</b>	n/a
<b>BOOKRACK</b>	n/a
<b>GANG</b>	yes
<b>MODULAR</b>	n/a
<b>TANDEM</b>	yes
<b>STACKING</b>	
(THERMO)	12 floor/45 dolly (4 floor/ 12 dolly w/ arm)
(UPH)	6 floor/20 dolly (4 floor/ 12 dolly w/ arm)
<b>DOLLY</b>	00009



## ENCORE pgs. 36-37

<b>WIDTH</b>	20"
<b>DEPTH</b>	22"
<b>HEIGHT</b>	33"
<b>ARM HEIGHT</b>	n/a
<b>SEAT HEIGHT</b>	18"
<b>SEAT WIDTH</b>	16"
<b>SEAT DEPTH</b>	16"
<b>BACK HEIGHT</b>	10"
<b>BACK WIDTH</b>	16"
<b>WEIGHT</b>	15 lb
<b>COM</b>	0.8 yd
<b>TABLET</b>	n/a
<b>BOOKRACK</b>	n/a
<b>GANG</b>	yes
<b>MODULAR</b>	n/a
<b>TANDEM</b>	n/a
<b>STACKING</b>	16 floor/16 dolly
<b>DOLLY</b>	00003 and 00005

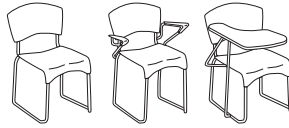




FETCH pgs. 38-39	
<b>WIDTH</b>	20" (24.5" w/ arm) (29" w/ tablet)
<b>DEPTH</b>	24.5" (29.5" w/ tablet)
<b>HEIGHT</b>	33" (33"-36" w/ tablet)
<b>ARM HEIGHT</b>	25.5"
<b>SEAT HEIGHT</b>	17.5" (upholstered +0.5")
<b>SEAT WIDTH</b>	18"
<b>SEAT DEPTH</b>	17"
<b>BACK HEIGHT</b>	15.5"
<b>BACK WIDTH</b>	20"
<b>WEIGHT</b>	14.5 lb (16.5 lb w/ arm) (25 lb w/ tablet) (upholstered +2 lb)
<b>COM</b>	0.67 yd
<b>TABLET</b>	flip up
<b>BOOKRACK</b>	yes
<b>GANG</b>	yes
<b>MODULAR</b>	n/a
<b>TANDEM</b>	n/a
<b>STACKING</b>	
(THERMO)	12 floor/40 dolly (0 w/ tablet)
(UPH)	8 floor/15 dolly (0 w/ tablet)
<b>DOLLY</b>	00062



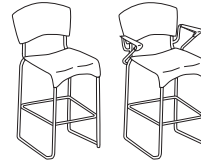
MORPHIX pgs. 42-43	
<b>WIDTH</b>	20" (22" w/ arm)
<b>DEPTH</b>	20.5"
<b>HEIGHT</b>	31"
<b>ARM HEIGHT</b>	25.5"
<b>SEAT HEIGHT</b>	17.5" (upholstered +0.5")
<b>SEAT WIDTH</b>	17"
<b>SEAT DEPTH</b>	18"
<b>BACK HEIGHT</b>	9.5"
<b>BACK WIDTH</b>	17"
<b>WEIGHT</b>	14.5 lb (17 lb w/ arm) (upholstered +1.5 lb)
<b>COM</b>	0.7 yd
<b>TABLET</b>	n/a
<b>BOOKRACK</b>	n/a
<b>GANG</b>	n/a
<b>MODULAR</b>	n/a
<b>TANDEM</b>	n/a
<b>STACKING</b>	8 floor/ 8 dolly (armless models)
<b>DOLLY</b>	00005



JAZZ pgs. 40-41	
<b>WIDTH</b>	20" (23" w/ arm) (24"-25" w/ tablet)
<b>DEPTH</b>	22" (22"-28" w/ tablet)
<b>HEIGHT</b>	31.5" (31.5"-37" w/ tablet)
<b>ARM HEIGHT</b>	25.5"
<b>SEAT HEIGHT</b>	18"
<b>SEAT WIDTH</b>	20"
<b>SEAT DEPTH</b>	18"
<b>BACK HEIGHT</b>	10"
<b>BACK WIDTH</b>	20"
<b>WEIGHT</b>	13 lb (16 lb w/ arm) (23 lb w/ tablet)
<b>COM</b>	n/a
<b>TABLET</b>	flip up
<b>BOOKRACK</b>	n/a
<b>GANG</b>	yes
<b>MODULAR</b>	n/a
<b>TANDEM</b>	n/a
<b>STACKING</b>	10 floor/30 dolly (5 floor / 20 dolly w/ arm) (3 floor / 3 dolly w/ tablet)
<b>DOLLY</b>	00009



MORPHIX STOOLS pgs. 42-43	
<b>WIDTH</b>	21"
<b>DEPTH</b>	20.5"
<b>HEIGHT</b>	43"
<b>SEAT HEIGHT</b>	30" (upholstered +0.5")
<b>SEAT WIDTH</b>	17"
<b>SEAT DEPTH</b>	18"
<b>BACK HEIGHT</b>	9.5"
<b>BACK WIDTH</b>	17"
<b>WEIGHT</b>	19 lb (upholstered +1.5 lb)
<b>COM</b>	0.7 yd
<b>SEAT TO FOOT RUNG</b>	16"
<b>TABLET</b>	n/a
<b>BOOKRACK</b>	n/a
<b>GANG</b>	n/a
<b>MODULAR</b>	n/a
<b>TANDEM</b>	n/a
<b>STACKING</b>	n/a
<b>DOLLY</b>	n/a



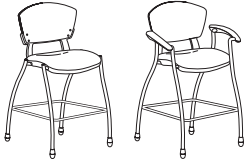
JAZZ STOOLS pgs. 40-41	
<b>WIDTH</b>	20" (23" w/ arm)
<b>DEPTH</b>	22"
<b>HEIGHT</b>	44.5", 41.5"
<b>ARM HEIGHT</b>	37.5", 34.5"
<b>SEAT HEIGHT</b>	30", 27"
<b>SEAT WIDTH</b>	20"
<b>SEAT DEPTH</b>	18"
<b>BACK HEIGHT</b>	10"
<b>BACK WIDTH</b>	20"
<b>WEIGHT</b>	20 lb (23 lb w/ arm) (19 lb (22 lb w/ arm)
<b>COM</b>	n/a
<b>TABLET</b>	n/a
<b>BOOKRACK</b>	n/a
<b>GANG</b>	n/a
<b>MODULAR</b>	n/a
<b>TANDEM</b>	n/a
<b>STACKING</b>	n/a
<b>DOLLY</b>	n/a



PATIENCE pgs. 44-46	
<b>WIDTH</b>	22" (27" w/ arm) (24.5" w/ tablet)
<b>DEPTH</b>	27" (27"-33.5" w/ tablet)
<b>HEIGHT</b>	33.5" (33.5"-40.5" w/ tablet) (upholstered + 1")
<b>ARM HEIGHT</b>	27"
<b>SEAT HEIGHT</b>	18" (upholstered + 1")
<b>SEAT WIDTH</b>	18" (upholstered + 0.5")
<b>SEAT DEPTH</b>	18" (upholstered + 0.5")
<b>BACK HEIGHT</b>	13" (upholstered + 0.5")
<b>BACK WIDTH</b>	20" (upholstered + 0.5")
<b>WEIGHT</b>	20 lb (22 lb w/ arm) (23 lb w/ tablet) (upholstered +1") (intensive use +3 lb)
<b>COM</b>	1.1 yd
<b>TABLET</b>	flip up
<b>BOOKRACK</b>	yes
<b>GANG</b>	yes
<b>MODULAR</b>	yes
<b>TANDEM</b>	n/a
<b>STACKING</b>	n/a
<b>DOLLY</b>	n/a

# product directory

6



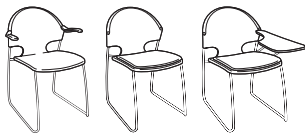
PATIENCE STOOLS pg. 47	
WIDTH	22" (27" w/ arm)
DEPTH	25"
HEIGHT	45.5", 42.5", 39.5" (upholstered +1")
ARM HEIGHT	38.5", 35.5", 32.5"
SEAT HEIGHT	29.5", 26.5", 23.5" (uphols. +1")
SEAT WIDTH	18" (upholstered +0.5")
SEAT DEPTH	18" (upholstered +1")
BACK HEIGHT	13" (upholstered +0.5")
BACK WIDTH	20" (upholstered +0.5")
WEIGHT	27 lb (31 lb w/ arm), 26 lb (30 lb w/ arm), 25 lb (29 lb w/ arm) (upholstered +4 lb)
SEAT TO FOOT RUNG	18"
COM	1.1 yd
TABLET	n/a
BOOKRACK	n/a
GANG	n/a
MODULAR	n/a
TANDEM	n/a
STACKING	n/a
DOLLY	n/a



PATIENCE BARIATRIC pg. 48-49	
WIDTH	33.5"
DEPTH	27"
HEIGHT	33.5"
ARM HEIGHT	27"
SEAT HEIGHT	18.5"
SEAT WIDTH	25"
SEAT DEPTH	19.5"
BACK HEIGHT	18.5"
BACK WIDTH	25"
WEIGHT	46 lb
COM	2 yd.
TABLET	n/a
BOOKRACK	n/a
GANG	n/a
MODULAR	n/a
TANDEM	n/a
STACKING	n/a
DOLLY	n/a



PULSE pgs. 52-53	
WIDTH	20.5" (24.5" w/ arm) (20.5"-23.5" w/ tablet)
DEPTH	23" (23"-29" w/ tablet)
HEIGHT	34" (34"-40.5" w/ tablet)
ARM HEIGHT	27.5"
SEAT HEIGHT	17.5" (upholstered +0.5")
SEAT WIDTH	18.5"
SEAT DEPTH	18"
BACK HEIGHT	18"
BACK WIDTH	19"
WEIGHT	19.5 lb (22 lb w/ arm) (30.5 lb w/ tablet) (upholstered +3.5 lb)
COM	0.83 yd
TABLET	flip up
BOOKRACK	n/a
GANG	yes
MODULAR	n/a
TANDEM	n/a
STACKING	6 floor/ 10 dolly (0 w/ tablet)
DOLLY	00059



RASCAL pgs. 54-55	
WIDTH	20" (23" w/ arm) (23"-24" w/ tablet)
DEPTH	24" (30" w/ tablet)
HEIGHT	31.5"
ARM HEIGHT	25.5"
SEAT HEIGHT	17.5" (upholstered +0.5")
SEAT WIDTH	17"
SEAT DEPTH	19"
BACK HEIGHT	15.5"
BACK WIDTH	17"
WEIGHT	13 lb (13.5 lb w/ arm) (23.5 lb w/ tablet) (upholstered +2 lb)
COM	0.7 yd
TABLET	flip up
BOOKRACK	yes
GANG	yes
MODULAR	n/a
TANDEM	n/a
STACKING	
(THERMO)	8 floor/20 dolly (6 floor/16 dolly w/ arm) (3 floor / 3 dolly w/ tablet)
(UPH)	6 floor/12 dolly (6 floor/12 dolly w/ arm) (3 floor/3 dolly w/ tablet)
DOLLY	00009 and 00005





## albi

8

“armless arm chair” available with or without tablet

### DESIGN

by Don Albinson

### STANDARDS

Meets or exceeds ANSI/BIFMA X5.1 durability and safety standards.

### CONSTRUCTION

**THERMOPLASTIC SEAT & BACK:** Textured thermoplastic.

**UPHOLSTERED SEAT:** Urethane foam cushion over molded thermoplastic.

**FRAME:** 3/4" x 16 gauge steel tube

**ARMS:** Integral to back.

**GLIDES:** Optional black plastic. Riveted to frame

**TABLETS:** 1" diameter, 12 gauge tubular steel frame. Three-ply construction with high-pressure laminate top surface, 5/8" thick high-density particle board core with moisture resistant backing and 3/4" bumper-T edge molding. Tablet surface available in seven colors with coordinating edge. Tablet surface is 10" x 14".

### STACKING

**THERMOPLASTIC:** 5 floor/15 dolly (0 w/ tablet)

**UPHOLSTERED SEAT:** 4 floor/11 dolly

### 2-WHEEL DOLLY (USED TO MOVE STACK)

00003 (\$310)

OW 25" OD 10" OH 51" WT 30 lb



**CONSTRUCTION:** steel; ball bearing wheels; black epoxy

### 4-WHEEL DOLLY

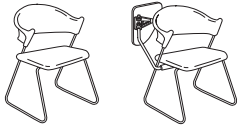
00019 (\$379)

OW 23" OD 21" OH 17" WT 21 lb



**CONSTRUCTION:** steel; two swivel casters and two fixed casters; black epoxy

see page 61 for dolly section



ARMLESS      TABLET

OW 21" (24–25" w/ tablet)    OH 31" (31–35" w/ tablet)    OD 21" (23–29" w/ tablet)    SH 17"    WT 11 lb (20 lb w/ tablet)    STACK 5 floor/15 dolly (0 w/ tablet)    UPHOLSTERED: SH +2"    WT +2 lb    STACK 4 floor/11 dolly    COM 0.7 yd

see page 2 for complete dimensions

**SPECIFICATIONS** how to order, see page 71

**EXAMPLE:**

albi specification & pricing

26110	thermo armless	\$212
LL	glides	+ \$34
P04	charcoal seat and back	+ \$0
E02	gunmetal frame	+ \$0
		<b>total = \$246</b>

**1: SELECT ALBI CHAIR**

prices shown are list (prices are for fabric grade 1 and COM; see "select seat & back finish" for additional fabric grades and prices)

thermoplastic albi, select model

26110	armless	\$212
26810	out-of-way, right	\$402
26910	out-of-way, left	\$402

upholstered albi, select model

26119	armless	\$253
-------	---------	-------

**2: SELECT OPTIONS**

for all models, select as needed; add all option prices to chair model price

KK	gang, black plastic	+\$6
LL	glides, black plastic	+\$34
KH	bright chrome	+\$20

for upholstered models

FS	fabric shield	+\$13
----	---------------	-------

**3: SELECT SEAT & BACK FINISH**

for all models, select color

P01	elephant
P02	warm gray
P03	cool gray
P04	charcoal
P05	kohl
P06	night
P07	eggplant
P08	tree line
P09	snow
P10	sunshine
P11	tangerine
P12	red red
P13	cornflower
P14	skylight
P15	ocean
P16	kiwi

for upholstered models, indicate pattern and color (see upholstery cards for specifications); add fabric grade price to chair model price

COM/fabric grade 1	+ \$0
fabric grade 2	+ \$33
fabric grade 3	+ \$71
fabric grade 4	+ \$99
fabric grade 5	+ \$121

**4: SELECT FRAME FINISH**

for all models, select metal

E01	black
E02	gunmetal
E03	flint
E04	warm gray
E05	cool gray
E06	satın silver
E07	bright chrome-option KH \$20 up-charge

or select textured metal

E51	black T
E52	gunmetal T
E53	flint T

**5: SELECT TABLET FINISH**

for tablet models, select laminate (vinyl edge will coordinate with tablet finish)

L01	chalk white
L02	fashion gray
L03	maritime gray
L04	wrought iron
L05	thunder
L06	grey
L07	smoky white

**6: SELECT DOLLY**

dollies may also be ordered separately, see page 62

00003	2-wheel dolly	\$310
00019	4-wheel dolly	\$379

**OPTIONS** for additional information, please refer to page 64 of this book

KK	gang; black plastic n/a on tablet models)	+ \$6	LL	glides; black plastic	+ \$34	FS	fabric shield; finish finish: available on upholstered models	+ \$13
			KH	bright chrome frame finish	+ \$20			



## allure

10

arm and armless chairs in fixed and flexing back; fixed back tablet chairs also available

### DESIGN

by Richard Douglas Rose

### STANDARDS

Meets or exceeds ANSI/BIFMA X5.1 durability and safety standards. Upholstered Allure™ Chairs can pass CAL. 133 fire standards with "CA" option.

### CONSTRUCTION

**UPHOLSTERED SEAT & BACK:** Seat: Upholstered, 1.5" polyfoam cushion. Back: Upholstered, 1" polyfoam cushion.

**FRAME:** 7/8" x 14 gauge steel tube with two seat support braces of 3/4" diameter x 14 gauge steel tube.

**ARMS:** Molded, glass-filled nylon tapered on each end with spring steel tube connector. Arm finished with epoxy to match frame. Chairs specified with bright chrome will have gunmetal arms with specified inserts. Arm inserts are soft, molded textured plastic.

**GLIDES:** Non-abrasive, nylon plastic half-ball glides; color will coordinate with frame finish. Optional clear, flat non-marking glide.

**END CAPS:** Nylon plastic; color will coordinate with frame finish.

**FLEX BACK POST:** Spring steel; finish will coordinate with frame.

**TABLETS:** 7/8" diameter 14 gauge steel tube frame. Three-ply construction with high-pressure laminate top surface, 5/8" thick high-density particle board core, and moisture-resistant backing and 3/4" bumper T-edge molding. Tablet surface available in seven colors with coordinating edge. Standard tablet surface is 13" x 20"; optional oversized and jumbo tablet surfaces available.

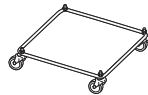
### STACKING

**UPHOLSTERED:** 4 floor/4 dolly (4 floor/4 dolly w/ arm) (0 w/ tablet). Sled base models do not stack.

### 4-WHEEL DOLLY

00005 (\$289)

OW 26" OD 28" OH 5.5" WT 31 lb



**CONSTRUCTION:** steel; swivel casters; black epoxy

see page 61 for dolly section



ARMLESS      ARM      TABLET

UPHOLSTERED: OW 22" (24" w/ arm) (23-25" w/ tablet) OH 32.5" (32.5-39" w/ tablet) OD 22" (22-29" w/ tablet) AH 26.5" SH 18.5" WT 16 lb (18 lb w/ arm) (24 lb w/ tablet) STACK 4 floor/4 dolly (0 w/ tablet) COM 1.1 yd

see page 2 for complete dimensions

**SPECIFICATIONS** how to order, see page 71

**EXAMPLE:**  
allure 4-leg specification & pricing

50100	upholstered w/arm	\$429
grade 5	Sina Pearson, Calypso, Caribbean Sea	+ \$231
E02	gunmetal frame	+ \$0
P04	charcoal arm insert	+ \$0
		<b>total = \$660</b>

**1: SELECT ALLURE 4-LEG CHAIR**

prices shown are list (prices are for fabric grade 1 and COM; see "select seat & back finish" for additional fabric grades and prices)

fully upholstered allure, fixed back, 4-leg, select model

50100	arm	\$429
50000	armless	\$395
50646	tablet, flip-up, right	\$623
50746	tablet, flip-up, left	\$623

upholstered w/ thermo outer back allure, 4-leg, select model

50101	arm	\$395
50001	armless	\$361
50346	tablet, flip-up, right	\$589
50246	tablet, flip-up, left	\$589

fully upholstered allure, flex back, 4-leg, select model

53100	arm	\$588
53000	armless	\$557

upholstered w/ thermo outer back allure, flex back, select model

53102	arm	\$557
53002	armless	\$524

**2: SELECT OPTIONS**

for all models, select as needed; add all option prices to chair model price

CG	glide, clear flat	n/c
SC	casters, soft floor	+ \$34
HC	casters, hard floor	+ \$34
KG	gang, retractable steel	+ \$16
KS	gang cover	+ \$27
AG	gang, steel wire, arm to arm	+ \$27

SG	gang, steel wire, side to side	+ \$19
AX	1" extra foam for seat	+ \$13
FS	fabric shield	+ \$13
CA	CAL 133 fire retardant process	+ \$39
KH	bright chrome	+ \$20

for tablet models

OS	tablet, oversized	+ \$20
JT	tablet, jumbo	+ \$50

**3: SELECT OUTER BACK FINISH**

for upholstered w/ thermo outer back models, select color. (outer back will coordinate with frame unless otherwise specified)

P01	elephant
P02	warm gray
P03	cool gray
P04	charcoal
P05	kohl

**4: SELECT SEAT AND BACK FINISH**

for all models, indicate pattern and color (see upholstery cards for specifications); add fabric grade price to chair model price

COM/fabric grade 1	+ \$0
fabric grade 2	+ \$60
fabric grade 3	+ \$126
fabric grade 4	+ \$181
fabric grade 5	+ \$231

**5: SELECT FRAME FINISH**

for all models, select metal

E01	black
E02	gunmetal
E03	flint
E04	warm gray
E05	cool gray
E06	satın silver
E07	bright chrome-option KH \$20 up-charge
or select textured metal	
E51	black T
E52	gunmetal T
E53	flint T

**6: SELECT ARM INSERT**

for all arm models, select color (insert will coordinate with frame unless otherwise specified)

P01	elephant
P02	warm gray
P03	cool gray
P04	charcoal
P05	kohl

**7: SELECT TABLET FINISH**

for tablet models, select laminate (vinyl edge will coordinate with tablet finish)

L01	chalk white
L02	fashion gray
L03	maritime gray
L04	wrought iron
L05	thunder
L06	grey
L07	smoky white

**8: SELECT DOLLY**

dollies may also be ordered separately, see page 62

00005	4-wheel dolly	\$289
-------	---------------	-------

**OPTIONS** for additional information, please refer to page 64 of this book

CG	glide; clear flat	n/c	KS	gang cover, optional for retractable gang	+ \$27	FS	fabric shield; stain resistant finish	+ \$13
SC	casters, soft floor (n/a on tablet models), stacking not recommended	+ \$34	AG	gang, steel wire, arm to arm (na on tablet models), chairs will not stack	+ \$27	CA	CAL 133 fire retardant process; COM does not apply	+ \$39
HC	casters, hard floor (n/a on tablet models), stacking not recommended	+ \$34	SG	gang, steel wire, side to side (n/a on tablet models)	+ \$19	KH	bright chrome frame finish; arm finish will be gunmetal unless specified	+ \$20
KG	gang, retractable steel (n/a on tablet models); factory installed	+ \$16	AX	1" extra foam for seat; stacking disclaimed	+ \$13	OS	tablet, oversized	+ \$20
						JT	tablet, jumbo	+ \$50

# allure sled base



**ARMLESS**      **ARM**      **TABLET**

**UPHOLSTERED:** **OW** 22" (24" w/ arm) (23–25" w/ tablet)    **OH** 32.5" (32.5–39" w/ tablet)    **OD** 22" (22–29" w/ tablet)  
**AH** 26.5"    **SH** 18.5"    **WT** 18 lb (20 lb w/ arm) (26 lb w/ tablet)    **STACK** sled base models do not stack    **COM** 1.1 yd  
 see page 2 for complete dimensions

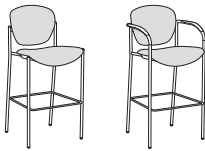
12

SPECIFICATIONS how to order, see page 71																																																																																																																																													
<p><b>EXAMPLE:</b></p> <p>allure sled base specification &amp; pricing</p> <table border="0"> <tr> <td>50002</td> <td>upholstered armless</td> <td>\$428</td> </tr> <tr> <td>grade 4</td> <td>Mayer, Bravo, Brick</td> <td>+ \$181</td> </tr> <tr> <td>E06</td> <td>satin silver frame</td> <td>+ \$0</td> </tr> <tr> <td colspan="2"></td> <td><b>total = \$609</b></td> </tr> </table> <hr/> <p><b>1: SELECT ALLURE SLED BASE</b></p> <p>prices shown are list (prices are for fabric grade 1 and COM; see "select seat &amp; back finish" for additional fabric grades and prices)</p> <p>fully upholstered allure, fixed back, sled base, select model</p> <table border="0"> <tr> <td>50102</td> <td>arm</td> <td>\$494</td> </tr> <tr> <td>50002</td> <td>armless</td> <td>\$428</td> </tr> <tr> <td>50640</td> <td>tablet, flip-up, right</td> <td>\$656</td> </tr> <tr> <td>50740</td> <td>tablet, flip-up, left</td> <td>\$656</td> </tr> </table> <p>upholstered w/ thermo outer back allure, fixed back, sled base, select model</p> <table border="0"> <tr> <td>50112</td> <td>arm</td> <td>\$461</td> </tr> <tr> <td>50012</td> <td>armless</td> <td>\$393</td> </tr> <tr> <td>50342</td> <td>tablet, flip-up, right</td> <td>\$623</td> </tr> <tr> <td>50242</td> <td>tablet, flip-up, left</td> <td>\$623</td> </tr> </table> <p>fully upholstered allure, flex back, sled base, select model</p> <table border="0"> <tr> <td>53132</td> <td>arm</td> <td>\$666</td> </tr> <tr> <td>53032</td> <td>armless</td> <td>\$601</td> </tr> </table> <p>upholstered w/ thermo outer back allure, flex back, sled base, select model</p> <table border="0"> <tr> <td>53112</td> <td>arm</td> <td>\$632</td> </tr> <tr> <td>53012</td> <td>armless</td> <td>\$566</td> </tr> </table>	50002	upholstered armless	\$428	grade 4	Mayer, Bravo, Brick	+ \$181	E06	satin silver frame	+ \$0			<b>total = \$609</b>	50102	arm	\$494	50002	armless	\$428	50640	tablet, flip-up, right	\$656	50740	tablet, flip-up, left	\$656	50112	arm	\$461	50012	armless	\$393	50342	tablet, flip-up, right	\$623	50242	tablet, flip-up, left	\$623	53132	arm	\$666	53032	armless	\$601	53112	arm	\$632	53012	armless	\$566	<p><b>2: SELECT OPTIONS</b></p> <p>for all models, select as needed; add all option prices to chair model price</p> <table border="0"> <tr> <td>KG</td> <td>gang, retractable steel</td> <td>+ \$16</td> </tr> <tr> <td>KS</td> <td>gang cover</td> <td>+ \$27</td> </tr> <tr> <td>AG</td> <td>gang, steel wire, arm to arm</td> <td>+ \$27</td> </tr> <tr> <td>SG</td> <td>gang, steel wire, side to side</td> <td>+ \$19</td> </tr> <tr> <td>AX</td> <td>1" extra foam for seat</td> <td>+ \$13</td> </tr> <tr> <td>FS</td> <td>fabric shield</td> <td>+ \$13</td> </tr> <tr> <td>CA</td> <td>CAL 133 fire retardant process</td> <td>+ \$39</td> </tr> <tr> <td>KH</td> <td>bright chrome</td> <td>+ \$20</td> </tr> </table> <p>for tablet models</p> <table border="0"> <tr> <td>OS</td> <td>tablet, oversized</td> <td>+\$20</td> </tr> </table> <hr/> <p><b>3: SELECT OUTER BACK FINISH</b></p> <p>for upholstered w/ thermo outer back models, select color; (outer back will coordinate with frame unless otherwise specified)</p> <table border="0"> <tr> <td>P01</td> <td>elephant</td> </tr> <tr> <td>P02</td> <td>warm gray</td> </tr> <tr> <td>P03</td> <td>cool gray</td> </tr> <tr> <td>P04</td> <td>charcoal</td> </tr> <tr> <td>P05</td> <td>kohl</td> </tr> </table> <hr/> <p><b>4: SELECT SEAT AND BACK FINISH</b></p> <p>for all models, indicate pattern and color (see upholstery cards for specifications); add fabric grade price to chair model price</p> <table border="0"> <tr> <td>COM/fabric grade 1</td> <td>+ \$0</td> </tr> <tr> <td>fabric grade 2</td> <td>+ \$60</td> </tr> <tr> <td>fabric grade 3</td> <td>+ \$126</td> </tr> <tr> <td>fabric grade 4</td> <td>+ \$181</td> </tr> <tr> <td>fabric grade 5</td> <td>+ \$231</td> </tr> </table>	KG	gang, retractable steel	+ \$16	KS	gang cover	+ \$27	AG	gang, steel wire, arm to arm	+ \$27	SG	gang, steel wire, side to side	+ \$19	AX	1" extra foam for seat	+ \$13	FS	fabric shield	+ \$13	CA	CAL 133 fire retardant process	+ \$39	KH	bright chrome	+ \$20	OS	tablet, oversized	+\$20	P01	elephant	P02	warm gray	P03	cool gray	P04	charcoal	P05	kohl	COM/fabric grade 1	+ \$0	fabric grade 2	+ \$60	fabric grade 3	+ \$126	fabric grade 4	+ \$181	fabric grade 5	+ \$231	<p><b>5: SELECT FRAME FINISH</b></p> <p>for all models, select metal</p> <table border="0"> <tr> <td>E01</td> <td>black</td> </tr> <tr> <td>E02</td> <td>gunmetal</td> </tr> <tr> <td>E03</td> <td>flint</td> </tr> <tr> <td>E04</td> <td>warm gray</td> </tr> <tr> <td>E05</td> <td>cool gray</td> </tr> <tr> <td>E06</td> <td>satin silver</td> </tr> <tr> <td>E07</td> <td>bright chrome-option KH \$20 up-charge</td> </tr> </table> <p>or select textured metal</p> <table border="0"> <tr> <td>E51</td> <td>black T</td> </tr> <tr> <td>E52</td> <td>gunmetal T</td> </tr> <tr> <td>E53</td> <td>flint T</td> </tr> </table> <hr/> <p><b>6: SELECT ARM INSERT</b></p> <p>for all models, select color; (insert will coordinate with frame unless otherwise specified)</p> <table border="0"> <tr> <td>P01</td> <td>elephant</td> </tr> <tr> <td>P02</td> <td>warm gray</td> </tr> <tr> <td>P03</td> <td>cool gray</td> </tr> <tr> <td>P04</td> <td>charcoal</td> </tr> <tr> <td>P05</td> <td>kohl</td> </tr> </table> <hr/> <p><b>7: SELECT TABLET FINISH</b></p> <p>for tablet models, select laminate (vinyl edge will coordinate with tablet finish)</p> <table border="0"> <tr> <td>L01</td> <td>chalk white</td> </tr> <tr> <td>L02</td> <td>fashion gray</td> </tr> <tr> <td>L03</td> <td>maritime gray</td> </tr> <tr> <td>L04</td> <td>wrought iron</td> </tr> <tr> <td>L05</td> <td>thunder</td> </tr> <tr> <td>L06</td> <td>grey</td> </tr> <tr> <td>L07</td> <td>smoky white</td> </tr> </table>	E01	black	E02	gunmetal	E03	flint	E04	warm gray	E05	cool gray	E06	satin silver	E07	bright chrome-option KH \$20 up-charge	E51	black T	E52	gunmetal T	E53	flint T	P01	elephant	P02	warm gray	P03	cool gray	P04	charcoal	P05	kohl	L01	chalk white	L02	fashion gray	L03	maritime gray	L04	wrought iron	L05	thunder	L06	grey	L07	smoky white
50002	upholstered armless	\$428																																																																																																																																											
grade 4	Mayer, Bravo, Brick	+ \$181																																																																																																																																											
E06	satin silver frame	+ \$0																																																																																																																																											
		<b>total = \$609</b>																																																																																																																																											
50102	arm	\$494																																																																																																																																											
50002	armless	\$428																																																																																																																																											
50640	tablet, flip-up, right	\$656																																																																																																																																											
50740	tablet, flip-up, left	\$656																																																																																																																																											
50112	arm	\$461																																																																																																																																											
50012	armless	\$393																																																																																																																																											
50342	tablet, flip-up, right	\$623																																																																																																																																											
50242	tablet, flip-up, left	\$623																																																																																																																																											
53132	arm	\$666																																																																																																																																											
53032	armless	\$601																																																																																																																																											
53112	arm	\$632																																																																																																																																											
53012	armless	\$566																																																																																																																																											
KG	gang, retractable steel	+ \$16																																																																																																																																											
KS	gang cover	+ \$27																																																																																																																																											
AG	gang, steel wire, arm to arm	+ \$27																																																																																																																																											
SG	gang, steel wire, side to side	+ \$19																																																																																																																																											
AX	1" extra foam for seat	+ \$13																																																																																																																																											
FS	fabric shield	+ \$13																																																																																																																																											
CA	CAL 133 fire retardant process	+ \$39																																																																																																																																											
KH	bright chrome	+ \$20																																																																																																																																											
OS	tablet, oversized	+\$20																																																																																																																																											
P01	elephant																																																																																																																																												
P02	warm gray																																																																																																																																												
P03	cool gray																																																																																																																																												
P04	charcoal																																																																																																																																												
P05	kohl																																																																																																																																												
COM/fabric grade 1	+ \$0																																																																																																																																												
fabric grade 2	+ \$60																																																																																																																																												
fabric grade 3	+ \$126																																																																																																																																												
fabric grade 4	+ \$181																																																																																																																																												
fabric grade 5	+ \$231																																																																																																																																												
E01	black																																																																																																																																												
E02	gunmetal																																																																																																																																												
E03	flint																																																																																																																																												
E04	warm gray																																																																																																																																												
E05	cool gray																																																																																																																																												
E06	satin silver																																																																																																																																												
E07	bright chrome-option KH \$20 up-charge																																																																																																																																												
E51	black T																																																																																																																																												
E52	gunmetal T																																																																																																																																												
E53	flint T																																																																																																																																												
P01	elephant																																																																																																																																												
P02	warm gray																																																																																																																																												
P03	cool gray																																																																																																																																												
P04	charcoal																																																																																																																																												
P05	kohl																																																																																																																																												
L01	chalk white																																																																																																																																												
L02	fashion gray																																																																																																																																												
L03	maritime gray																																																																																																																																												
L04	wrought iron																																																																																																																																												
L05	thunder																																																																																																																																												
L06	grey																																																																																																																																												
L07	smoky white																																																																																																																																												

**OPTIONS** for additional information, please refer to page 64 of this book

KG	gang, retractable steel (n/a on tablet models); factory installed	+ \$ 16	SG	gang, steel wire, side to side (n/a on tablet models)	+ \$ 19	CA	CAL 133 fire retardant process; COM does not apply	+ \$ 39
KS	gang cover, optional for retractable gang (n/a on tablet models)	+ \$ 27	AX	1" extra foam for seat	+ \$ 13	KH	bright chrome frame finish; arm finish will be gunmetal unless specified	+ \$ 20
AG	gang, steel wire, arm to arm (n/a on tablet models)	+ \$ 27	FS	fabric shield, stain resistant finish	+ \$ 13	OS	tablet, oversized	+ \$ 20





ARMLESS      ARM

**UPHOLSTERED:** OW 22" (24" w/ arm) OH 45", 42", 39" OD 22" AH 38", 35", 32" SH 30", 27", 24"  
**WT** 26 lb (28 lb w/ arm), 25 lb (27 lb w/ arm), 24 lb (26 lb w/ arm) **SEAT TO FOOT RUNG** 18" **COM** 1.1 yd  
 see page 2 for complete dimensions

SPECIFICATIONS how to order, see page 71																																							
<p><b>EXAMPLE:</b>                      allure stool specification &amp; pricing</p> <table border="0"> <tr> <td>52730</td> <td>upholstered w/ thermo back arm</td> <td>\$656</td> <td></td> </tr> <tr> <td>P04</td> <td>charcoal outer back</td> <td>+ \$0</td> <td></td> </tr> <tr> <td>grade 2</td> <td>Momentum, Prodigy, Pearl</td> <td>+ \$60</td> <td></td> </tr> <tr> <td>E02</td> <td>gunmetal frame</td> <td>+ \$0</td> <td></td> </tr> <tr> <td>P04</td> <td>charcoal arm inserts</td> <td>+ \$0</td> <td></td> </tr> <tr> <td colspan="2"></td> <td><b>total = \$716</b></td> <td></td> </tr> </table>				52730	upholstered w/ thermo back arm	\$656		P04	charcoal outer back	+ \$0		grade 2	Momentum, Prodigy, Pearl	+ \$60		E02	gunmetal frame	+ \$0		P04	charcoal arm inserts	+ \$0				<b>total = \$716</b>													
52730	upholstered w/ thermo back arm	\$656																																					
P04	charcoal outer back	+ \$0																																					
grade 2	Momentum, Prodigy, Pearl	+ \$60																																					
E02	gunmetal frame	+ \$0																																					
P04	charcoal arm inserts	+ \$0																																					
		<b>total = \$716</b>																																					
<p><b>1: SELECT ALLURE STOOL</b>                      prices shown are list (prices are for fabric grade 1 and COM; see "select seat &amp; back finish" for additional fabric grades and prices)</p> <p>fully upholstered allure, stool, select model</p> <table border="0"> <tr> <td>52130</td> <td>arm, 30"</td> <td>\$690</td> </tr> <tr> <td>52127</td> <td>arm, 27"</td> <td>\$690</td> </tr> <tr> <td>52124</td> <td>arm, 24"</td> <td>\$690</td> </tr> <tr> <td>52030</td> <td>armless, 30"</td> <td>\$656</td> </tr> <tr> <td>52027</td> <td>armless, 27"</td> <td>\$656</td> </tr> <tr> <td>52024</td> <td>armless, 24"</td> <td>\$656</td> </tr> </table> <p>upholstered w/ thermo outer back allure, stool, select model</p> <table border="0"> <tr> <td>52730</td> <td>arm, 30"</td> <td>\$656</td> </tr> <tr> <td>52727</td> <td>arm, 27"</td> <td>\$656</td> </tr> <tr> <td>52724</td> <td>arm, 24"</td> <td>\$656</td> </tr> <tr> <td>52630</td> <td>armless, 30"</td> <td>\$623</td> </tr> <tr> <td>52627</td> <td>armless, 27"</td> <td>\$623</td> </tr> <tr> <td>52624</td> <td>armless, 24"</td> <td>\$623</td> </tr> </table>				52130	arm, 30"	\$690	52127	arm, 27"	\$690	52124	arm, 24"	\$690	52030	armless, 30"	\$656	52027	armless, 27"	\$656	52024	armless, 24"	\$656	52730	arm, 30"	\$656	52727	arm, 27"	\$656	52724	arm, 24"	\$656	52630	armless, 30"	\$623	52627	armless, 27"	\$623	52624	armless, 24"	\$623
52130	arm, 30"	\$690																																					
52127	arm, 27"	\$690																																					
52124	arm, 24"	\$690																																					
52030	armless, 30"	\$656																																					
52027	armless, 27"	\$656																																					
52024	armless, 24"	\$656																																					
52730	arm, 30"	\$656																																					
52727	arm, 27"	\$656																																					
52724	arm, 24"	\$656																																					
52630	armless, 30"	\$623																																					
52627	armless, 27"	\$623																																					
52624	armless, 24"	\$623																																					
<p><b>2: SELECT OPTIONS</b>                      for all models, select as needed; add all option prices to chair model price</p> <table border="0"> <tr> <td>CG</td> <td>glide, clear flat</td> <td>n/c</td> </tr> <tr> <td>AX</td> <td>1" extra foam for seat</td> <td>+\$13</td> </tr> <tr> <td>FS</td> <td>fabric shield</td> <td>+\$13</td> </tr> <tr> <td>CA</td> <td>CAL 133 fire retardant process</td> <td>+\$39</td> </tr> </table>				CG	glide, clear flat	n/c	AX	1" extra foam for seat	+\$13	FS	fabric shield	+\$13	CA	CAL 133 fire retardant process	+\$39																								
CG	glide, clear flat	n/c																																					
AX	1" extra foam for seat	+\$13																																					
FS	fabric shield	+\$13																																					
CA	CAL 133 fire retardant process	+\$39																																					
<p><b>3: SELECT OUTER BACK FINISH</b>                      for upholstered w/ thermo outer back models, select color; (outer back will coordinate with frame unless otherwise specified)</p> <table border="0"> <tr> <td>P01</td> <td>elephant</td> </tr> <tr> <td>P02</td> <td>warm gray</td> </tr> <tr> <td>P03</td> <td>cool gray</td> </tr> <tr> <td>P04</td> <td>charcoal</td> </tr> <tr> <td>P05</td> <td>kohl</td> </tr> </table>				P01	elephant	P02	warm gray	P03	cool gray	P04	charcoal	P05	kohl																										
P01	elephant																																						
P02	warm gray																																						
P03	cool gray																																						
P04	charcoal																																						
P05	kohl																																						
<p><b>4: SELECT SEAT AND BACK FINISH</b>                      for all models, indicate pattern and color (see upholstery cards for specifications); add fabric grade price to chair model price</p> <table border="0"> <tr> <td>COM/fabric grade 1</td> <td>+ \$0</td> </tr> <tr> <td>fabric grade 2</td> <td>+ \$60</td> </tr> <tr> <td>fabric grade 3</td> <td>+ \$126</td> </tr> <tr> <td>fabric grade 4</td> <td>+ \$181</td> </tr> <tr> <td>fabric grade 5</td> <td>+ \$231</td> </tr> </table>				COM/fabric grade 1	+ \$0	fabric grade 2	+ \$60	fabric grade 3	+ \$126	fabric grade 4	+ \$181	fabric grade 5	+ \$231																										
COM/fabric grade 1	+ \$0																																						
fabric grade 2	+ \$60																																						
fabric grade 3	+ \$126																																						
fabric grade 4	+ \$181																																						
fabric grade 5	+ \$231																																						
<p><b>5: SELECT FRAME FINISH</b>                      for all models, select metal</p> <table border="0"> <tr> <td>E01</td> <td>black</td> </tr> <tr> <td>E02</td> <td>gunmetal</td> </tr> <tr> <td>E03</td> <td>flint</td> </tr> <tr> <td>E04</td> <td>warm gray</td> </tr> <tr> <td>E05</td> <td>cool gray</td> </tr> <tr> <td>E06</td> <td>satin silver</td> </tr> </table> <p>or select textured metal</p> <table border="0"> <tr> <td>E51</td> <td>black T</td> </tr> <tr> <td>E52</td> <td>gunmetal T</td> </tr> <tr> <td>E53</td> <td>flint T</td> </tr> </table>				E01	black	E02	gunmetal	E03	flint	E04	warm gray	E05	cool gray	E06	satin silver	E51	black T	E52	gunmetal T	E53	flint T																		
E01	black																																						
E02	gunmetal																																						
E03	flint																																						
E04	warm gray																																						
E05	cool gray																																						
E06	satin silver																																						
E51	black T																																						
E52	gunmetal T																																						
E53	flint T																																						
<p><b>6: SELECT ARM INSERT</b>                      for all models, select color; (insert will coordinate with frame unless otherwise specified)</p> <table border="0"> <tr> <td>P01</td> <td>elephant</td> </tr> <tr> <td>P02</td> <td>warm gray</td> </tr> <tr> <td>P03</td> <td>cool gray</td> </tr> <tr> <td>P04</td> <td>charcoal</td> </tr> <tr> <td>P05</td> <td>kohl</td> </tr> </table>				P01	elephant	P02	warm gray	P03	cool gray	P04	charcoal	P05	kohl																										
P01	elephant																																						
P02	warm gray																																						
P03	cool gray																																						
P04	charcoal																																						
P05	kohl																																						

**OPTIONS** for additional information, please refer to page 64 of this book

CG	glide, clear flat	n/c	FS	fabric shield;	+ \$ 13	CA	CAL 133 fire retardant process; + \$ 39
AX	1" extra foam for seat	+ \$ 13		stain resistant finish			COM does not apply



## allure nesting

14 arm and armless chairs with 4-leg nesting frame

### DESIGN

by Richard Douglas Rose

### STANDARDS

Meets or exceeds ANSI/BIFMA X5.1 durability and safety standards.

### CONSTRUCTION

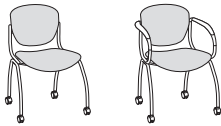
**UPHOLSTERED SEAT & BACK:** Seat: Upholstered, 1.5" polyfoam cushion Back: Upholstered, 1" polyfoam cushion

**FRAME:** 7/8" x 14 gauge steel tube back supports and arms; 3/4" x 14 gauge tubular steel legs.

**ARMS:** Molded, glass-filled nylon tapered on each end with spring steel tube connector. Arm finished with epoxy to match frame. Arm inserts are soft, molded textured plastic.

**CASTERS:** 50 mm dual wheeled soft floor hooded.

**END CAPS:** Nylon plastic; color will coordinate with frame finish



ARMLESS      ARM

UPHOLSTERED: OW 24" (25" w/ arm) OH 32.5" OD 22" AH 27" SH 18.5" WT 23 lb (26.5 lb w/ arm) NESTING PITCH 8.5" COM 1.1 yd  
 see page 2 for complete dimensions

**SPECIFICATIONS** how to order, see page 71

**EXAMPLE:**

allure nesting specification & pricing  
 54000 upholstered armless \$569  
 grade 1 Mayer, Quattro, Golden Orange + \$0  
 E06 satin silver frame + \$0  
 total = \$569

**1: SELECT ALLURE NESTING**

prices shown are list (prices are for fabric grade 1 and COM; see "select seat & back finish" for additional fabric grades and prices)

fully upholstered allure, nesting, select model  
 54100 arm \$605  
 54000 armless \$569  
 upholstered w/ thermo outer back allure, nesting, select model  
 54101 arm \$571  
 54001 armless \$537

**2: SELECT OPTIONS**

for all models, select as needed; add all option prices to chair model price

HC casters, hard floor n/c  
 AX 1" extra foam for seat + \$13  
 FS fabric shield + \$13

**3: SELECT OUTER BACK FINISH**

for upholstered w/ thermo outer back models, select color; (outer back will coordinate with frame unless otherwise specified)

P01 elephant  
 P02 warm gray  
 P03 cool gray  
 P04 charcoal  
 P05 kohli

**4: SELECT SEAT AND BACK FINISH**

for all models, indicate pattern and color (see upholstery cards for specifications); add fabric grade price to chair model price

COM/fabric grade 1 + \$0  
 fabric grade 2 + \$60  
 fabric grade 3 + \$126  
 fabric grade 4 + \$181  
 fabric grade 5 + \$231

**5: SELECT FRAME FINISH**

for all models, select metal

E01 black  
 E02 gunmetal  
 E03 flint  
 E04 warm gray  
 E05 cool gray  
 E06 satin silver  
 or select textured metal  
 E51 black T  
 E52 gunmetal T  
 E53 flint T

**6: SELECT ARM INSERT**

for all arm models, select color (insert will coordinate with frame unless otherwise specified)

P01 elephant  
 P02 warm gray  
 P03 cool gray  
 P04 charcoal  
 P05 kohli

**OPTIONS** for additional information, please refer to page 64 of this book

HC casters, hard floor; n/c      FS fabric shield; + \$13  
 chairs shipped with soft floor stain resistant finish  
 unless specified  
 AX 1" extra foam for seat + \$ 13



## allure bariatric

16

arm chair with fixed back and 24" seat width with seating capacity of 500 pounds

### DESIGN

by Fixtures Furniture Design Group

### STANDARDS

Exceeds ANSI/BIFMA X5.1-2002 durability and safety standards to qualify for bariatric 500 lbs maximum weight capacity.

### CONSTRUCTION

**UPHOLSTERED SEAT & BACK:** Seat: 2" polyfoam cushion over 9 ply contoured plywood. Back: 1" polyfoam over 9 ply contoured plywood. Outer back: ¼" polyfoam over 9 ply contoured plywood.

**FRAME:** 7/8" x 14 gauge steel tube frame with four 1-½" x ¾" 16 gauge rectangular steel tube seat supports.

**ARMS:** Molded, glass-filled nylon tapered on each end with spring steel tube connector. Arm finished with epoxy to match frame. Arm inserts are soft, molded textured plastic.

**GLIDES:** Clear, flat non-marking glide.

### STACKING

Allure bariatric will not stack



**ARM**

**OW** 29" **OH** 33" **OD** 21.5" **AH** 27" **SH** 18.5" **WT** 32 lb **COM** 2 yd.

see page 2 for complete dimensions

**SPECIFICATIONS** how to order, see page 71

**EXAMPLE:**

allure bariatric specification & pricing

55100	upholstered w/ arm	\$635
grade 4	Momentum, Infusion, Sultan	+ \$ 181
E06	satin silver frame	+ \$0
		<b>total = \$816</b>

**1: SELECT ALLURE BARIATRIC**

prices shown are list (prices are for fabric grade 1 and COM; see "select seat & back finish" for additional fabric grades and prices)

upholstered allure bariatric, select model		
55100	arm	\$635

**2: SELECT OPTIONS**

for all models, select as needed; add option price to chair model price

FS	fabric shield	\$12
----	---------------	------

**3: SELECT SEAT & BACK FINISH**

for all models, indicate pattern and color (see upholstery cards for specifications); add fabric grade price to chair model price

COM/fabric grade 1	+ \$0
fabric grade 2	+ \$60
fabric grade 3	+ \$126
fabric grade 4	+ \$181
fabric grade 5	+ \$231

**4: SELECT FRAME FINISH**

for all models, select metal

E01	black
E02	gunmetal
E03	flint
E04	warm gray
E05	cool gray
E06	satin silver

or select textured metal

E51	black T
E52	gunmetal T
E53	flint T

**4: SELECT ARM INSERT**

for all models, select color; (insert will coordinate with frame unless otherwise specified.)

P01	elephant
P02	warm gray
P03	cool gray
P04	charcoal
P05	kohl

**OPTIONS** for additional information, please refer to page 64 of this book

FS	fabric shield; stain resistant finish	+ \$ 13
----	--	---------



## astro

18

armless and tablet chairs with wire rod frame

### DESIGN

by Fixtures Furniture Design Group

### STANDARDS

Meets or exceeds ANSI/BIFMA X 5.1 durability and safety standards.

### CONSTRUCTION

**THERMOPLASTIC SHELL:** Textured thermoplastic

**FRAME:** 1/2" diameter solid steel rod

**GLIDES:** Optional snap-on clear plastic

**TABLETS:** 5/8" diameter solid steel rod with 1/2" diameter solid steel rod support. Three-ply construction with high-pressure laminate surface. 5/8" thick high-density particle board core with moisture-resistant backing, and 3/4" bumper-T edge molding. Tablet surface available in seven colors with coordinating edge. Standard tablet surface is 13" x 20"; optional oversized surface available.

### STACKING

**THERMOPLASTIC:** 20 floor/20 dolly (3 floor/3 dolly w/ tablet)

#### 2-WHEEL DOLLY (USED TO MOVE STACK)

00001 (\$289)

OW 25" OD 9.5" OH 47" WT 18 lb

**CONSTRUCTION:** steel; ball bearing wheels; black epoxy

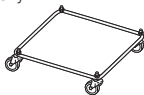


#### 4-WHEEL DOLLY

00005 (\$289)

OW 26" OD 28" OH 5.5" WT 31 lb

**CONSTRUCTION:** steel; swivel casters; black epoxy



see page 61 for dolly section



ARMLESS      TABLET

OW 23.5" (23.5–26" w/ tablet)    OH 30.5" (30.5–38" w/ tablet)    OD 22" (22–30" w/ tablet)    SH 17.5"    WT 12.5 lb (22.5 lb w/ tablet)

STACK 20 floor/20 dolly (3 floor/3 dolly w/ tablet)

see page 3 for complete dimensions

**SPECIFICATIONS** how to order, see page 71

**EXAMPLE:**

astro specification & pricing

22040	thermo armless	\$116
P13	cornflower shell	+ \$0
E02	gunmetal frame	+ \$0
	<b>total = \$116</b>	

**1: SELECT ASTRO**

prices shown are list

thermoplastic astro, select model

22040	armless	\$116
22850	tablet, flip-up, right	\$265
22950	tablet, flip-up, left	\$265

**2: SELECT OPTIONS**

for all models, select as needed; add all option prices to chair model price

CC	glides, clear plastic	+ \$13
KH	bright chrome frame finish	+ \$7
XX	metal tapins	+ \$7
OS	tablet, oversized	+ \$20

**3: SELECT SHELL FINISH**

for all models, select color

- P01 elephant
- P02 warm gray
- P03 cool gray
- P04 charcoal
- P05 kohi
- P06 night
- P07 eggplant
- P08 tree line
- P09 snow
- P10 sunshine
- P11 tangerine
- P12 red red
- P13 cornflower
- P14 skylight
- P15 ocean
- P16 kiwi
- P17 chocolate

**4: SELECT FRAME FINISH**

for all models, select metal

- E01 black
  - E02 gunmetal
  - E03 flint
  - E04 warm gray
  - E05 cool gray
  - E06 satin silver
  - E07 bright chrome -option KH \$7 up-charge
- or select textured metal
- E51 black T
  - E52 gunmetal T
  - E53 flint T

**5: SELECT TABLET FINISH**

for tablet models, select laminate (vinyl edge will coordinate with tablet finish)

- L01 chalk white
- L02 fashion gray
- L03 maritime gray
- L04 wrought iron
- L05 thunder
- L06 grey
- L07 smoky white

**6: SELECT DOLLY**

dollies may also be ordered separately, see page 62

00001	2-wheel dolly	\$289
00005	4-wheel dolly	\$289

**OPTIONS** for additional information, please refer to page 64 of this book

CC	glides;	+ \$ 13	XX	metal tapins;	+ \$ 7	OS	tablet, oversized	+ \$ 20
	clear plastic			in place of clear plastic				
KH	bright chrome frame finish	\$ 7						



## bola

20

arm and armless chairs in fixed and flexing back; fixed back tablet chairs also available

### DESIGN

by Ron Kemnitzer

### STANDARDS

Meets or exceeds ANSI/BIFMA X 5.1 durability and safety standards. Bola® chairs can pass CAL 133 fire standards with "CF" or "CA" option.

### CONSTRUCTION

**THERMOPLASTIC SEAT & BACK:** Textured thermoplastic.

**UPHOLSTERED SEAT & BACK:** Seat: Upholstered 2" urethane foam over contoured molded plywood. Back: Upholstered 1" urethane foam over contoured molded plywood. 1/4" urethane foam on back cover.

**FRAME:** 1" x 16 gauge steel tube.

**ARMS:** Epoxy finish to match frame with molded plastic inserts. Arm inserts will match seat and back color for thermoplastic models. Chairs specified with bright chrome will have gunmetal arms with specified inserts.

**GLIDES:** Molded nylon ball or formal glides.

**END CAPS:** Molded nylon; color will coordinate with frame finish

**FLEX BACK POST:** Spring Steel; finish will coordinate with frame

**TABLETS:** 1" diameter, 12 gauge tubular steel frame. Three-ply construction with high-pressure laminate top surface, 5/8" thick high-density particle board core with moisture-resistant backing and 3/4" bumper-T edge molding. Tablet surface available in seven colors with coordinating edge. Standard tablet surface is 10" x 14"; optional oversized and jumbo surfaces available.

### STACKING

**THERMOPLASTIC:** 4 floor/4 dolly (4 floor/4 dolly w/ arm)

**UPHOLSTERED:** 4 floor/4 dolly (4 floor/4 dolly w/ arm) (4 floor/4 dolly w/ upholstered tablet)

### 2-WHEEL DOLLY (USED TO MOVE STACK)

00003 (\$310)

OW 25" OD 10" OH 51" WT 30 lb

**CONSTRUCTION:** steel; ball bearing wheels; black epoxy

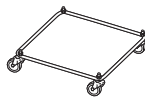


### 4-WHEEL DOLLY

00005 (\$289)

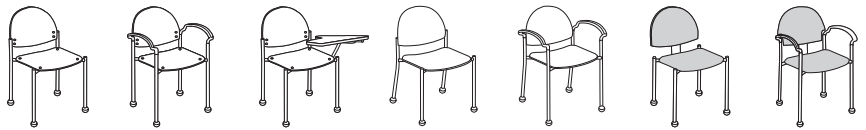
OW 26" OD 28" OH 5.5" WT 31 lb

**CONSTRUCTION:** steel; swivel casters; black epoxy



see page 61 for dolly section





**ARMLESS**      **ARM**      **TABLET**      **WALL SAVER**      **WALL SAVER ARM**      **FLEX BACK**      **FLEX BACK ARM**

**ow** 21" (24" w/ arm) (25–27" w/ tablet)    **OH** 31" (31–35" w/ tablet)    **OD** 22" (22–27" w/ tablet)    **AH** 27"    **SH** 17"    **WT** 12 lb (14 w/ arm) (19–20 w/ tablet)

**STACK** 4 floor / 4 dolly (0 w/ tablet)    **UPHOLSTERED:** **SH** +1"    **WT** +3 lb    **STACK** 4 floor /4 dolly (4 floor /4 dolly w/ tablet)    **COM** 1 yd

see page 3 for complete dimensions

**SPECIFICATIONS** how to order, see page 71

**EXAMPLE:**

bola 4-leg specification & pricing

44100	upholstered arm	\$425
FS	fabric shield	+ \$13
grade 4	Momentum, Essentia, Burmese	+ \$181
E03	flint frame	+ \$0
P02	warm gray arm inserts	+ \$0
P02	warm gray glides	+ \$0
		<b>total = \$619</b>

**1: SELECT BOLA 4-LEG**

prices shown are list (prices are for fabric grade 1 and COM; see "select seat & back finish" for additional fabric grades and prices)

thermoplastic bola, fixed back, 4-leg, select model

44103	arm	\$331
44003	armless	\$266
44446	tablet, flip-up, right	\$411
44546	tablet, flip-up, left	\$411
44647	tablet, out-of-way, right	\$541
44747	tablet, out-of-way, left	\$541
49103	wall saver, arm	\$365
49003	wall saver, armless	\$299

upholstered bola, fixed back, 4-leg, select model

44100	arm	\$425
44000	armless	\$360
44840	tablet, flip-up, right	\$511
44940	tablet, flip-up, left	\$511
44841	tablet, out-of-way, right	\$655
44941	tablet, out-of-way, left	\$655
49100	wall saver, arm	\$459
49000	wall saver, armless	\$392

upholstered bola, flex back, 4-leg, select model

43100	arm	\$533
43000	armless	\$469

**2: SELECT OPTIONS**

for all models, select as needed (see page 62 for descriptions); add all option prices to chair model price

SC	casters, soft floor	+\$34
HC	casters, hard floor	+\$34
RS	arm inserts, upholstered	+\$53
RW	arm inserts, wood	+\$66
KF	glides, formal	n/c
KR	gang, retractable steel	+\$16
KS	gang cover	+\$27

GR	gang, steel clamp	+\$21
KH	bright chrome	+\$20

for thermoplastic models, select as needed

CF	CAL 133 fire retardant process	+\$67
----	--------------------------------	-------

for upholstered models, select as needed

AX	1" extra foam for seat	+\$13
FS	fabric shield stain	+\$13
CA	CAL 133 fire retardant process	+\$39

for tablet models, select as needed

OS	tablet, oversized	+\$20
JT	tablet, jumbo	+\$50

**3: SELECT SEAT & BACK FINISH**

for thermoplastic models, select color

P02	warm gray
P03	cool gray
P05	kohl
P06	night
P07	eggplant
P09	snow
P10	sunshine
P11	tangerine
P12	red red
P13	cornflower
P16	kiwi
P17	chocolate

for upholstered models, indicate pattern and color (see upholstery cards for specifications); add fabric grade price to chair model price

COM/fabric grade 1	+\$0
fabric grade 2	+\$60
fabric grade 3	+\$126
fabric grade 4	+\$181
fabric grade 5	+\$231

**4: SELECT FRAME FINISH**

for all models, select metal

E01	black
E02	gunmetal
E03	flint
E04	warm gray
E05	cool gray
E06	satın silver
E07	bright chrome-option KH \$20 up-charge

or select textured metal

E51	black T
-----	---------

E52	gunmetal T
E53	flint T

**5: SELECT GLIDE FINISH**

for all models, select color; (glides will coordinate with frame or match thermoplastic seat color unless specified)

P02	warm gray
P03	cool gray
P04	charcoal
P05	kohl
P06	night
P07	eggplant
P09	snow
P10	sunshine
P11	tangerine
P12	red red
P13	cornflower
P16	kiwi
P17	chocolate

**6: SELECT ARM INSERT**

for thermoplastic models with arms, insert will match seat & back unless otherwise specified

for upholstered models with arms, select color (see "select glide finish" for colors; insert will coordinate with frame unless specified)

if upholstered arm insert option has been specified, indicate pattern and color

**7: SELECT TABLET FINISH**

for tablet models, select laminate (vinyl edge will coordinate with tablet finish)

L01	chalk white
L02	fashion gray
L03	maritime gray
L04	wrought iron
L05	thunder
L06	grey
L07	smoky white

**8: SELECT DOLLY**

dollies may also be ordered separately, see page 62

00003	2-wheel dolly	\$310
00005	4-wheel dolly	\$289

**OPTIONS** for additional information, please refer to page 64 of this book

SC	casters, soft floor (n/a on tablet and wall saver models), stacking not recommended	+\$34	KR	gang; retractable steel (n/a on tablet or thermo models); factory installed	+\$16	CF	CAL 133 fire retardant process; thermoplastic models, P05 kohl only	+\$67
HC	casters, hard floor (n/a on tablet and wall saver models), stacking not recommended	+\$34	KS	gang cover; optional for retractable gang, (n/a on tablet or thermo models)	+\$27	AX	1" extra foam for seat	+\$13
RS	arm inserts, upholstered	+\$53	GR	gang; steel clamp (n/a on tablet models)	+\$21	FS	fabric shield; stain resistant finish; available on upholstered models	+\$13
RW	arm inserts, wood	+\$66	KH	bright chrome frame finish; (arm finish defaults to gunmetal)	+\$20	CA	CAL 133 fire retardant process; upholstered models, COM does not apply	+\$39
KF	glides; formal (n/a on wall saver models)	n/c				OS	tablet, oversized	+\$20
						JT	tablet, jumbo	+\$50

# bola conference



**ARMLESS**      **ARM**      **TABLET**

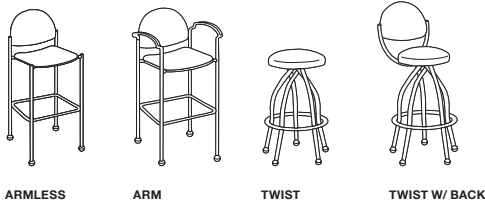
**OW** 21" (24" w/ arm) (25-27" w/ tablet)    **OH** 34" (34-35" w/ tablet)    **OD** 23" (23-27" w/ tablet)    **AH** 27"    **SH** 18"    **WT** 16 lb (18 lb w/ arm)  
 (23 lb w/ tablet)    **STACK** 4 floor/4 dolly (4 floor/4 dolly w/ tablet)    **COM** 1.1 yd

see page 3 for complete dimensions

22

SPECIFICATIONS how to order, see page 71																																																																														
<p><b>EXAMPLE:</b> bola conference specification &amp; pricing</p> <table border="0"> <tr><td>44106</td><td>upholstered arm</td><td>\$498</td></tr> <tr><td>RS</td><td>upholstered arm inserts</td><td>+ \$53</td></tr> <tr><td>grade 5</td><td>Knoll, Hula Hoop, chalkboard</td><td>+ \$231</td></tr> <tr><td>E03</td><td>flint frame</td><td>+ \$0</td></tr> <tr><td>P02</td><td>warm gray glides</td><td>+ \$0</td></tr> <tr><td colspan="2"></td><td><b>total = \$782</b></td></tr> </table>			44106	upholstered arm	\$498	RS	upholstered arm inserts	+ \$53	grade 5	Knoll, Hula Hoop, chalkboard	+ \$231	E03	flint frame	+ \$0	P02	warm gray glides	+ \$0			<b>total = \$782</b>																																																										
44106	upholstered arm	\$498																																																																												
RS	upholstered arm inserts	+ \$53																																																																												
grade 5	Knoll, Hula Hoop, chalkboard	+ \$231																																																																												
E03	flint frame	+ \$0																																																																												
P02	warm gray glides	+ \$0																																																																												
		<b>total = \$782</b>																																																																												
<p><b>1: SELECT BOLA CONFERENCE</b> prices shown are list (prices are for fabric grade 1 and COM; see "select seat &amp; back finish" for additional fabric grades and prices)</p> <p>upholstered bola conference, fixed back, 4-leg, select model</p> <table border="0"> <tr><td>44106</td><td>arm</td><td>\$498</td></tr> <tr><td>44006</td><td>armless</td><td>\$434</td></tr> <tr><td>44846</td><td>tablet, flip-up, right</td><td>\$587</td></tr> <tr><td>44946</td><td>tablet, flip-up, left</td><td>\$587</td></tr> <tr><td>44847</td><td>tablet, out-of-way, right</td><td>\$730</td></tr> <tr><td>44947</td><td>tablet, out-of-way, left</td><td>\$730</td></tr> </table> <p>upholstered bola conference, flex back, 4-leg, select model</p> <table border="0"> <tr><td>43106</td><td>arm</td><td>\$605</td></tr> <tr><td>43006</td><td>armless</td><td>\$542</td></tr> </table>	44106	arm	\$498	44006	armless	\$434	44846	tablet, flip-up, right	\$587	44946	tablet, flip-up, left	\$587	44847	tablet, out-of-way, right	\$730	44947	tablet, out-of-way, left	\$730	43106	arm	\$605	43006	armless	\$542	<p><b>3: SELECT SEAT &amp; BACK FINISH</b> for upholstered models, indicate pattern and color (see upholstery cards for specifications); add fabric grade price to chair model price</p> <table border="0"> <tr><td>COM/fabric grade 1</td><td>+ \$0</td></tr> <tr><td>fabric grade 2</td><td>+ \$60</td></tr> <tr><td>fabric grade 3</td><td>+ \$126</td></tr> <tr><td>fabric grade 4</td><td>+ \$181</td></tr> <tr><td>fabric grade 5</td><td>+ \$231</td></tr> </table>	COM/fabric grade 1	+ \$0	fabric grade 2	+ \$60	fabric grade 3	+ \$126	fabric grade 4	+ \$181	fabric grade 5	+ \$231	<p><b>6: SELECT ARM INSERT</b> for upholstered models with arms, select color (see "select glide finish" for colors; insert will coordinate with frame unless specified)</p> <p>if upholstered arm insert option has been specified, indicate pattern and color</p> <p>if wood arm insert option has been specified, indicate wood color</p> <table border="0"> <tr><td>W01</td><td>natural beech</td></tr> <tr><td>W02</td><td>natural cherry</td></tr> <tr><td>W03</td><td>dark cherry</td></tr> <tr><td>W04</td><td>medium walnut</td></tr> <tr><td>W05</td><td>mahogany</td></tr> <tr><td>W06</td><td>ebony</td></tr> </table>	W01	natural beech	W02	natural cherry	W03	dark cherry	W04	medium walnut	W05	mahogany	W06	ebony																														
44106	arm	\$498																																																																												
44006	armless	\$434																																																																												
44846	tablet, flip-up, right	\$587																																																																												
44946	tablet, flip-up, left	\$587																																																																												
44847	tablet, out-of-way, right	\$730																																																																												
44947	tablet, out-of-way, left	\$730																																																																												
43106	arm	\$605																																																																												
43006	armless	\$542																																																																												
COM/fabric grade 1	+ \$0																																																																													
fabric grade 2	+ \$60																																																																													
fabric grade 3	+ \$126																																																																													
fabric grade 4	+ \$181																																																																													
fabric grade 5	+ \$231																																																																													
W01	natural beech																																																																													
W02	natural cherry																																																																													
W03	dark cherry																																																																													
W04	medium walnut																																																																													
W05	mahogany																																																																													
W06	ebony																																																																													
<p><b>2: SELECT OPTIONS</b> for all models, select as needed; add all option prices to chair model price</p> <table border="0"> <tr><td>SC</td><td>casters, soft floor</td><td>+ \$34</td></tr> <tr><td>HC</td><td>casters, hard floor</td><td>+ \$34</td></tr> <tr><td>RS</td><td>arm inserts, upholstered</td><td>+ \$53</td></tr> <tr><td>RW</td><td>arm inserts, wood</td><td>+ \$66</td></tr> <tr><td>KF</td><td>glides, formal</td><td>n/c</td></tr> <tr><td>KR</td><td>gang, retractable steel</td><td>+ \$16</td></tr> <tr><td>KS</td><td>gang cover</td><td>+ \$27</td></tr> <tr><td>GR</td><td>gang, steel clamp</td><td>+ \$21</td></tr> <tr><td>AX</td><td>1" extra foam for seat</td><td>+ \$13</td></tr> <tr><td>FS</td><td>fabric shield</td><td>+ \$13</td></tr> <tr><td>CA</td><td>CAL 133 fire retardant process</td><td>+ \$39</td></tr> <tr><td>KH</td><td>bright chrome frame finish</td><td>+ \$20</td></tr> </table> <p>for tablet models, select as needed</p> <table border="0"> <tr><td>OS</td><td>tablet, oversized</td><td>+ \$20</td></tr> <tr><td>JT</td><td>tablet, jumbo</td><td>+ \$50</td></tr> </table>	SC	casters, soft floor	+ \$34	HC	casters, hard floor	+ \$34	RS	arm inserts, upholstered	+ \$53	RW	arm inserts, wood	+ \$66	KF	glides, formal	n/c	KR	gang, retractable steel	+ \$16	KS	gang cover	+ \$27	GR	gang, steel clamp	+ \$21	AX	1" extra foam for seat	+ \$13	FS	fabric shield	+ \$13	CA	CAL 133 fire retardant process	+ \$39	KH	bright chrome frame finish	+ \$20	OS	tablet, oversized	+ \$20	JT	tablet, jumbo	+ \$50	<p><b>4: SELECT FRAME FINISH</b> for all models, select metal</p> <table border="0"> <tr><td>E01</td><td>black</td></tr> <tr><td>E02</td><td>gunmetal</td></tr> <tr><td>E03</td><td>flint</td></tr> <tr><td>E04</td><td>warm gray</td></tr> <tr><td>E05</td><td>cool gray</td></tr> <tr><td>E06</td><td>satın silver</td></tr> <tr><td>E07</td><td>bright chrome-option KH \$20 up-charge</td></tr> </table> <p>or select textured metal</p> <table border="0"> <tr><td>E51</td><td>black T</td></tr> <tr><td>E52</td><td>gunmetal T</td></tr> <tr><td>E53</td><td>flint T</td></tr> </table>	E01	black	E02	gunmetal	E03	flint	E04	warm gray	E05	cool gray	E06	satın silver	E07	bright chrome-option KH \$20 up-charge	E51	black T	E52	gunmetal T	E53	flint T	<p><b>8: SELECT TABLET FINISH</b> for tablet models, select laminate (vinyl edge will coordinate with tablet finish)</p> <table border="0"> <tr><td>L01</td><td>chalk white</td></tr> <tr><td>L02</td><td>fashion gray</td></tr> <tr><td>L03</td><td>maritime gray</td></tr> <tr><td>L04</td><td>wrought iron</td></tr> <tr><td>L05</td><td>thunder</td></tr> <tr><td>L06</td><td>grey</td></tr> <tr><td>L07</td><td>smoky white</td></tr> </table>	L01	chalk white	L02	fashion gray	L03	maritime gray	L04	wrought iron	L05	thunder	L06	grey	L07	smoky white
SC	casters, soft floor	+ \$34																																																																												
HC	casters, hard floor	+ \$34																																																																												
RS	arm inserts, upholstered	+ \$53																																																																												
RW	arm inserts, wood	+ \$66																																																																												
KF	glides, formal	n/c																																																																												
KR	gang, retractable steel	+ \$16																																																																												
KS	gang cover	+ \$27																																																																												
GR	gang, steel clamp	+ \$21																																																																												
AX	1" extra foam for seat	+ \$13																																																																												
FS	fabric shield	+ \$13																																																																												
CA	CAL 133 fire retardant process	+ \$39																																																																												
KH	bright chrome frame finish	+ \$20																																																																												
OS	tablet, oversized	+ \$20																																																																												
JT	tablet, jumbo	+ \$50																																																																												
E01	black																																																																													
E02	gunmetal																																																																													
E03	flint																																																																													
E04	warm gray																																																																													
E05	cool gray																																																																													
E06	satın silver																																																																													
E07	bright chrome-option KH \$20 up-charge																																																																													
E51	black T																																																																													
E52	gunmetal T																																																																													
E53	flint T																																																																													
L01	chalk white																																																																													
L02	fashion gray																																																																													
L03	maritime gray																																																																													
L04	wrought iron																																																																													
L05	thunder																																																																													
L06	grey																																																																													
L07	smoky white																																																																													
<p><b>5: SELECT GLIDE FINISH</b> for models, select color; (glide will coordinate with frame unless specified.)</p> <table border="0"> <tr><td>P02</td><td>warm gray</td></tr> <tr><td>P03</td><td>cool gray</td></tr> <tr><td>P04</td><td>charcoal</td></tr> <tr><td>P05</td><td>kohl</td></tr> <tr><td>P06</td><td>night</td></tr> <tr><td>P07</td><td>eggplant</td></tr> <tr><td>P09</td><td>snow</td></tr> <tr><td>P10</td><td>sunshine</td></tr> <tr><td>P11</td><td>tangerine</td></tr> <tr><td>P12</td><td>red red</td></tr> <tr><td>P13</td><td>cornflower</td></tr> <tr><td>P16</td><td>kiwi</td></tr> <tr><td>P17</td><td>chocolate</td></tr> </table>	P02	warm gray	P03	cool gray	P04	charcoal	P05	kohl	P06	night	P07	eggplant	P09	snow	P10	sunshine	P11	tangerine	P12	red red	P13	cornflower	P16	kiwi	P17	chocolate	<p><b>9: SELECT DOLLY</b> dollies may also be ordered separately, see page 62</p> <table border="0"> <tr><td>00003</td><td>2-wheel dolly</td><td>\$310</td></tr> <tr><td>00005</td><td>4-wheel dolly</td><td>\$289</td></tr> </table>	00003	2-wheel dolly	\$310	00005	4-wheel dolly	\$289																																													
P02	warm gray																																																																													
P03	cool gray																																																																													
P04	charcoal																																																																													
P05	kohl																																																																													
P06	night																																																																													
P07	eggplant																																																																													
P09	snow																																																																													
P10	sunshine																																																																													
P11	tangerine																																																																													
P12	red red																																																																													
P13	cornflower																																																																													
P16	kiwi																																																																													
P17	chocolate																																																																													
00003	2-wheel dolly	\$310																																																																												
00005	4-wheel dolly	\$289																																																																												

OPTIONS for additional information, please refer to page 64 of this book								
SC	casters, soft floor (n/a on tablet models), stacking not recommended	+ \$ 34	KR	gang; retractable steel (n/a on tablet or thermo models), factory installed	+ \$ 16	FS	fabric shield; stain resistant finish; available on upholstered models	+ \$ 13
HC	casters, hard floor (n/a on tablet models), stacking not recommended	+ \$ 34	KS	gang cover; optional for retractable gang, (n/a on tablet or thermo models)	+ \$ 27	CA	CAL 133 fire retardant process; upholstered models, COM does not apply	+ \$ 39
RS	arm inserts, upholstered	+ \$ 53	GR	gang; steel clamp	+ \$ 21	KH	bright chrome frame finish; arm finish defaults to gunmetal	+ \$ 20
RW	arm inserts, wood	+ \$ 66	AX	1" extra foam for seat; stacking disclaimed	+ \$ 13	OS	tablet, oversized	+ \$ 20
KF	glides, formal	n/c				JT	tablet, jumbo	+ \$ 50



ARMLESS ARM TWIST TWIST W/ BACK

OW 21" (24" w/ arm) OH 43", 40", 37" OD 24" AH 39", 36", 33" SH 29", 26", 23" WT 19 lb (21 lb w/ arm), 18 lb (20 lb w/ arm), 17 lb (19 lb w/ arm)  
 UPHOLSTERED: SH +1" WT +4 lb SEAT TO FOOT RUNG 18" COM 1 yd OD +0.5"  
 see page 3 for complete dimensions

**SPECIFICATIONS** how to order, see page 71

**EXAMPLE:**  
 bola stools specification & pricing

44633	thermo 29" armless	\$538
KF	formal glides	+ \$0
P09	snow seat and back	+ \$0
E02	gunmetal frame	+ \$0
P04	charcoal glides	+ \$0
		<b>total = \$538</b>

**1: SELECT BOLA STOOLS**  
 prices shown are list (prices are for fabric grade 1 and COM; see "select seat & back finish" for additional fabric grades and prices)

thermoplastic bola, 4-leg stool, select model

44733	arm, 29"	\$602
44723	arm, 26"	\$602
44713	arm, 23"	\$602
44633	armless, 29"	\$538
44623	armless, 26"	\$538
44613	armless, 23"	\$538

upholstered bola, 4-leg stool, select model

44730	arm, 30"	\$704
44720	arm, 27"	\$704
44710	arm, 24"	\$704
44630	armless, 30"	\$641
44620	armless, 27"	\$641
44610	armless, 24"	\$641

wood bola, 4-leg stool, select model

44732	arm, 29"	\$766
44722	arm, 26"	\$766
44712	arm, 23"	\$766
44632	armless, 29"	\$702
44622	armless, 26"	\$702
44612	armless, 23"	\$702

upholstered bola, twist stool, select model

44831	w/ back, 31"	\$512
44821	w/ back, 27"	\$512
44818	w/ back, 18"	\$512
44811	backless, 31"	\$323
44801	backless, 27"	\$323
44808	backless, 18"	\$323

**2: SELECT OPTIONS**  
 for all models, select as needed; add all option prices to chair model price

RS	arm inserts, upholstered	+ \$53
RW	arm inserts, wood	+ \$66
KF	glides, formal	n/c

for thermoplastic models, select as needed

CF	CAL 133 fire retardant process	+ \$67
----	--------------------------------	--------

for upholstered models, select as needed

AX	1" extra foam for seat	+ \$13
FS	fabric shield	+ \$22
CA	CAL 133 fire retardant process	+ \$39

**3: SELECT SEAT & BACK FINISH**  
 for thermoplastic models, select color

P02	warm gray
P03	cool gray
P05	kohl
P06	night
P07	eggplant
P09	snow
P10	sunshine
P11	tangerine
P12	red red
P13	cornflower
P16	kiwi
P17	chocolate

for upholstered models, indicate pattern and color (see upholstery cards for specifications); add fabric grade price to chair model price

COM/fabric grade 1	+ \$0
fabric grade 2	+ \$60
fabric grade 3	+ \$126
fabric grade 4	+ \$181
fabric grade 5	+ \$231

for wood models, select color

W01	natural beech
W02	natural cherry
W03	dark cherry
W04	medium walnut
W05	mahogany
W06	ebony

**4: SELECT FRAME FINISH**  
 for all models, select metal

E01	black
E02	gunmetal
E03	flint
E04	warm gray
E05	cool gray
E06	satin silver

or select textured metal

E51	black T
E52	gunmetal T
E53	flint T

**5: SELECT GLIDE FINISH**  
 for all models, select color  
 (glides will coordinate with frame or match thermoplastic seat color unless specified)

P02	warm gray
P03	cool gray
P04	charcoal
P05	kohl
P06	night
P07	eggplant
P09	snow
P10	sunshine
P11	tangerine
P12	red red
P13	cornflower
P16	kiwi
P17	chocolate

**6: SELECT ARM INSERT**  
 for thermoplastic models with arms, insert will match seat & back unless otherwise specified

for upholstered and wood models with arms, select color (see "select glide finish" for colors; insert will coordinate with frame unless specified)

if upholstered arm insert option has been specified, indicate pattern and color

if wood arm insert option has been specified, select wood color (see "select seat & back finish" for colors)

**OPTIONS** for additional information, please refer to page 64 of this book

RS	arm inserts, upholstered	+ \$ 53	CF	CAL 133 fire retardant process;	+ \$ 67	FS	fabric shield;	+ \$ 13
RW	arm inserts, wood	+ \$ 66		thermoplastic models,			stain resistant finish,	
KF	glides;	n/c		P05 kohl only			available on upholstered	
	formal, n/a on twist stools		AX	1" extra foam for seat	+ \$ 13	CA	CAL 133 fire retardant process;	+ \$ 39
							upholstered models,	
							COM does not apply	



## bola wood

24

arm and armless chairs in fixed and flexing back; fixed back tablet chairs also available

### DESIGN

by Ron Kemnitzer

### STANDARDS

Meets or exceeds ANSI/BIFMA X5.1 durability and safety standards. Bola Wood passes CAL. 133 fire standard.

### CONSTRUCTION

**WOOD SEAT & BACK:** Seat: 1/2" thick 7-ply contoured European beech. Back: 1/2" thick 7-ply contoured European beech.

**FRAME:** 1" x 16 gauge steel tube.

**ARMS:** Chairs specified with bright chrome will have gunmetal arms with specified inserts.

**GLIDES:** Molded nylon formal glides.

**END CAPS:** Molded nylon; color will coordinate with frame finish

**FLEX BACK POST:** Spring Steel; finish will coordinate with frame

**TABLETS:** 1" diameter, 12 gauge tubular steel frame. Three-ply construction with high-pressure laminate top surface, 5/8" thick high-density particle board core with moisture-resistant backing and 3/4" bumper-T edge molding. Tablet surface available in seven colors with coordinating edge. Standard tablet surface is 10" x 14"; optional oversize surface available.

### STACKING

**WOOD:** 4 floor/4 dolly (4 floor/4 dolly w/ arms) (4 floor/4 dolly w/ tablet)

#### 2-WHEEL DOLLY (USED TO MOVE STACK)

00003 (\$310)

OW 25" OD 10" OH 51" WT 30 lb

**CONSTRUCTION:** steel; ball bearing wheels; black epoxy

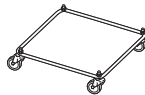


#### 4-WHEEL DOLLY

00005 (\$289)

OW 26" OD 28" OH 5.5" WT 31 lb

**CONSTRUCTION:** steel; swivel casters; black epoxy



see page 61 for dolly section



**ARMLESS**      **ARM**      **TABLET**      **FLEX BACK**      **FLEX BACK ARM**

**OW** 21" (24" w/ arm) (25–27" w/ tablet)    **OH** 31" (31–35" w/ tablet)    **OD** 22" (22–27" w/ tablet)    **AH** 27"    **SH** 17"    **WT** 12 lb (14 w/ arm) (20 w/ tablet)  
**STACK** 4 floor /4dolly (0 w/ tablet)

see page 3 for complete dimensions

**SPECIFICATIONS** how to order, see page 71

**EXAMPLE:**

bola wood specification & pricing

44002	wood armless	\$429
W01	natural beech seat and back	+ \$0
E06	satın silver frame	+ \$0
P03	cool gray glide	+ \$0
	<b>total =</b>	<b>\$429</b>

**1: SELECT BOLA 4-LEG**

prices shown are list

wood bola, fixed back, 4-leg, select model

44102	arm	\$494
44002	armless	\$429
44842	tablet, flip-up, right	\$573
44942	tablet, flip-up, left	\$573
44843	tablet, out-of-way, right	\$716
44943	tablet, out-of-way, left	\$716

wood bola, flex back, 4-leg, select model

43102	arm	\$605
43002	armless	\$541

**2: SELECT OPTIONS**

for all models, select as needed (see page 62 for descriptions); add all option prices to chair model price

RW	arm inserts, wood	+ \$66
KR	gang, retractable steel	+ \$16
KS	gang cover	+ \$27
GR	gang, steel clamp	+ \$21
KH	bright chrome	+ \$20

for tablet models, select as needed

OS	tablet, oversized	+ \$20
----	-------------------	--------

**3: SELECT SEAT & BACK FINISH**

for all models, select color

W01	natural beech
W02	natural cherry
W03	dark cherry
W04	medium walnut
W05	mahogany
W06	ebony

**4: SELECT FRAME FINISH**

for all models, select metal

E01	black
E02	gunmetal
E03	flint
E04	warm gray
E05	cool gray
E06	satın silver
E07	bright chrome-option KH \$20 up-charge

or select textured metal

E51	black T
E52	gunmetal T
E53	flint T

**5: SELECT GLIDE FINISH**

for all models, select color; (glide will coordinate with frame unless specified)

P02	warm gray
P03	cool gray
P04	charcoal
P05	kohl
P06	night
P07	eggplant
P09	snow
P10	sunshine
P11	tangerine
P12	red red
P13	cornflower
P16	kiwi
P17	chocolate

**6: SELECT ARM INSERT**

for wood models with arms, insert standard with thermoplastic insert, select color (see "select glide finish" for colors; insert will coordinate with frame unless specified)

if wood arm insert option has been specified, select wood color

for wood models, select color

W01	natural beech
W02	natural cherry
W03	dark cherry
W04	medium walnut

W05	mahogany
W06	ebony

**7: SELECT TABLET FINISH**

for tablet models, select laminate (vinyl edge will coordinate with tablet finish)

L01	chalk white
L02	fashion gray
L03	maritime gray
L04	wrought iron
L05	thunder
L06	grey
L07	smoky white

**8: SELECT DOLLY**

dollies may also be ordered separately, see page 62

00003	2-wheel dolly	\$310
00005	4-wheel dolly	\$289

**OPTIONS** for additional information, please refer to page 64 of this book

RW	arm inserts, wood	+ \$ 66	KS	gang cover;	+ \$ 27	KH	bright chrome frame finish;	+ \$ 20
KR	gang;	+ \$ 16		optional for retractable			(arm finish defaults to	
	retractable steel (n/a			gang, (n/a on tablet models)			gunmetal)	
	on tablet models); factory		GR	gang;	+ \$ 21	OS	tablet, oversized	+ \$ 20
	installed			steel clamp (n/a on				
				tablet models)				



## bola for children

26

kid friendly chairs available in three heights

### DESIGN

by Ron Kemnitzner

### STANDARDS

Meets or exceeds ANSI/BIFMA X5.1 durability and safety standards. Upholstered Bola® chairs can pass CAL 133 fire standards with "CA" option.

### CONSTRUCTION

**THERMOPLASTIC SEAT & BACK:** Textured thermoplastic

**UPHOLSTERED SEAT & BACK:** Seat: 1-1/2" urethane foam over 1/2" contoured molded plywood seat.

Back: 3/4" urethane foam over 1/2" contoured molded plywood back. 1/4" urethane foam on back cover.

**FRAME:** 1" diameter x 16 gauge steel tubing

**GLIDES:** Molded nylon ball or formal glides

**END CAPS:** Molded nylon; color will coordinate with frame finish

### STACKING

**THERMOPLASTIC:** 4 floor

**UPHOLSTERED:** 4 floor

### RECOMMENDATIONS:

**BABY BOLA:** 1-3 years old

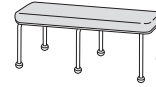
**JUNIOR BOLA:** 3-6 years old

**TEEN BOLA:** 6-12 years old



**BOLA FOR CHILDREN**

**OW** 20.5", 18", 18" **OD** 20.5", 19", 19" **OH** 28.5", 24", 21" **SH** 15", 13", 10"  
**WT** 11 lb, 9 lb, 8.5 lb **UPHOLSTERED: SH** +0.5" **WT** +2 lb, +3 lb for teen **COM** 1 yd, 0.75 yd, 0.75 yd  
 see page 4 for complete dimensions



**BENCH**

**OW** 48" **OD** 18" **OH** 18" **SH** 18"  
**WT** 45 lb **COM** 1.2 yd

**SPECIFICATIONS** how to order, see page 71

**EXAMPLE:**

bola for children specification & pricing

45013	thermo junior	\$212
P11	tangerine seat and back	+ \$0
E05	cool gray frame	+ \$0
P11	tangerine glides	+ \$0
<b>total =</b>		<b>\$212</b>

**1: SELECT BOLA FOR CHILDREN**

prices shown are list (prices are for fabric grade 1 and COM; see "select seat & back finish" for additional fabric grades and prices)

thermoplastic bola for children, select model

45011	baby	\$199
45013	junior	\$212
45015	teen	\$231

upholstered bola for children, select model

45002	baby	\$288
45001	junior	\$315
45005	teen	\$342
45990	bench	\$522

**2: SELECT OPTIONS**

for all models, select as needed; add all option prices to chair model price

KF	glides, formal	n/c
KH	bright chrome	+ \$20

for upholstered models, select as needed

AX	1" extra foam for seat	+ \$13
FS	fabric shield	+ \$13
CA	CAL 133 fire retardant process; seating	+ \$39
CA	CAL 133 fire retardant process; bench	+ \$80

**3: SELECT SEAT & BACK FINISH**

for thermoplastic models, select color

P02	warm gray
P03	cool gray
P05	kohl
P06	night
P07	eggplant
P09	snow
P10	sunshine
P11	tangerine
P12	red red
P13	cornflower
P16	kiwi
P17	chocoate

for upholstered models, indicate pattern and color (see upholstery cards for specifications); add fabric grade price to chair model price

COM/fabric grade 1	+ \$0
fabric grade 2	+ \$60
fabric grade 3	+ \$126
fabric grade 4	+ \$181
fabric grade 5	+ \$231

**4: SELECT FRAME FINISH**

for all models, select metal

E01	black
E02	gunmetal
E03	flint
E04	warm gray
E05	cool gray
E06	satın silver
E07	bright chrome-option KH \$20 up-charge

or select textured metal

E51	black T
E52	gunmetal T
E53	flint T

**5: SELECT GLIDE FINISH**

for all models, select color

(glides will coordinate with frame or match thermoplastic seat color unless specified)

P02	warm gray
P03	cool gray
P04	charcoal
P05	kohl
P06	night
P07	eggplant
P09	snow
P10	sunshine
P11	tangerine
P12	red red
P13	cornflower
P16	kiwi
P17	chocolate

**OPTIONS** for additional information, please refer to page 64 of this book

KF	glides, formal	n/c	FS	fabric shield;	+ \$ 13	CA	CAL 133 fire retardant process;
KH	bright chrome frame finish	+ \$ 20		stain resistant finish,			seating
AX	1" extra foam for seat;	+ \$ 20		available on upholstered			bench
	stacking disclaimed			models			COM does not apply

## **bola modular table**

corner, intermediate and end tables for integrated groupings

### **DESIGN**

by Ron Kemnitzer

### **STANDARDS**

Meets or exceeds ANSI/BIFMA X 5.5 durability and safety standards.

### **CONSTRUCTION**

**LAMINATE TABLE TOP:** 1-1/4" balanced construction of 1/16" laminate. 1-1/8" high-density particle board. Backer sheet sealed completely on six sides

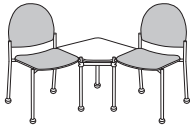
**EDGES:** 1-1/4" straight T-mold edge.

**LEGS:** 1" x 14 gauge steel tube.

**GLIDES:** Molded nylon ball or frame

**BRACKET:** Two piece, spring-loaded sliding support bracket. All steel construction.





**CORNER TABLE**

**CORNER TABLE W/ LEGS:** OW 26" OD 26" OH 18" WT 31 lb **INTERMEDIATE TABLE:** OW 24" OD 20" OH 18" WT 21 lb  
**END TABLE W/ LEGS:** OW 24" OD 20" OH 18" WT 35 lb

SPECIFICATIONS how to order, see page 71																																																																	
<p><b>EXAMPLE:</b> bola modular tables specification &amp; pricing</p> <table border="0"> <tr> <td>44995</td> <td>right end table</td> <td>\$617</td> </tr> <tr> <td>E03</td> <td>flint frame</td> <td>+ \$0</td> </tr> <tr> <td>L05</td> <td>thunder laminate</td> <td>+ \$0</td> </tr> <tr> <td>V03</td> <td>smoke straight T</td> <td>+ \$0</td> </tr> <tr> <td>P02</td> <td>warm gray glides</td> <td>+ \$0</td> </tr> <tr> <td colspan="2"></td> <td><b>total = \$617</b></td> </tr> </table>			44995	right end table	\$617	E03	flint frame	+ \$0	L05	thunder laminate	+ \$0	V03	smoke straight T	+ \$0	P02	warm gray glides	+ \$0			<b>total = \$617</b>																																													
44995	right end table	\$617																																																															
E03	flint frame	+ \$0																																																															
L05	thunder laminate	+ \$0																																																															
V03	smoke straight T	+ \$0																																																															
P02	warm gray glides	+ \$0																																																															
		<b>total = \$617</b>																																																															
<p><input type="checkbox"/> <b>1: SELECT BOLA MODULAR TABLES</b> prices shown are list</p> <p>bola modular tables, select model</p> <table border="0"> <tr> <td>44993</td> <td>corner table w/ leg</td> <td>\$586</td> </tr> <tr> <td>44994</td> <td>intermediate table</td> <td>\$488</td> </tr> <tr> <td>44995</td> <td>right end table w/ leg</td> <td>\$617</td> </tr> <tr> <td>44996</td> <td>left end table w/ leg</td> <td>\$617</td> </tr> </table>	44993	corner table w/ leg	\$586	44994	intermediate table	\$488	44995	right end table w/ leg	\$617	44996	left end table w/ leg	\$617	<p><input type="checkbox"/> <b>3: SELECT FRAME FINISH</b> for all models, select metal; (will match chair frame finish unless specified)</p> <table border="0"> <tr> <td>E01</td> <td>black</td> </tr> <tr> <td>E02</td> <td>gunmetal</td> </tr> <tr> <td>E03</td> <td>flint</td> </tr> <tr> <td>E04</td> <td>warm gray</td> </tr> <tr> <td>E05</td> <td>cool gray</td> </tr> <tr> <td>E06</td> <td>satin silver</td> </tr> </table> <p>or select textured metal</p> <table border="0"> <tr> <td>E51</td> <td>black T</td> </tr> <tr> <td>E52</td> <td>gunmetal T</td> </tr> <tr> <td>E53</td> <td>flint T</td> </tr> </table>	E01	black	E02	gunmetal	E03	flint	E04	warm gray	E05	cool gray	E06	satin silver	E51	black T	E52	gunmetal T	E53	flint T	<p><input type="checkbox"/> <b>4: SELECT EDGE COLOR</b> for all solid or other laminate table models, select vinyl straight-T color</p> <table border="0"> <tr> <td>V01</td> <td>white</td> </tr> <tr> <td>V02</td> <td>dove gray</td> </tr> <tr> <td>V03</td> <td>smoke</td> </tr> <tr> <td>V04</td> <td>black</td> </tr> <tr> <td>V05</td> <td>graphite</td> </tr> <tr> <td>V06</td> <td>stone</td> </tr> <tr> <td>V07</td> <td>off-white</td> </tr> </table>	V01	white	V02	dove gray	V03	smoke	V04	black	V05	graphite	V06	stone	V07	off-white																			
44993	corner table w/ leg	\$586																																																															
44994	intermediate table	\$488																																																															
44995	right end table w/ leg	\$617																																																															
44996	left end table w/ leg	\$617																																																															
E01	black																																																																
E02	gunmetal																																																																
E03	flint																																																																
E04	warm gray																																																																
E05	cool gray																																																																
E06	satin silver																																																																
E51	black T																																																																
E52	gunmetal T																																																																
E53	flint T																																																																
V01	white																																																																
V02	dove gray																																																																
V03	smoke																																																																
V04	black																																																																
V05	graphite																																																																
V06	stone																																																																
V07	off-white																																																																
<p><input type="checkbox"/> <b>2: SELECT OPTIONS</b> for all models, select as needed; add option prices to chair model price</p> <table border="0"> <tr> <td>KF</td> <td>glides, formal</td> <td>n/c</td> </tr> </table>	KF	glides, formal	n/c	<p><input type="checkbox"/> <b>4: SELECT TABLE TOP FINISH</b> for all models, select color</p> <p>solid laminates:</p> <table border="0"> <tr> <td>L01</td> <td>chalk white</td> </tr> <tr> <td>L02</td> <td>fashion gray</td> </tr> <tr> <td>L03</td> <td>maritime gray</td> </tr> <tr> <td>L04</td> <td>wrought iron</td> </tr> <tr> <td>L05</td> <td>thunder</td> </tr> <tr> <td>L06</td> <td>grey</td> </tr> <tr> <td>L07</td> <td>smoky white</td> </tr> <tr> <td>L08</td> <td>juarez flower</td> </tr> <tr> <td>L09</td> <td>bittersweet</td> </tr> <tr> <td>L10</td> <td>shadow blue</td> </tr> </table> <p>woodgrain laminates:</p> <table border="0"> <tr> <td>L11</td> <td>natural pear</td> </tr> <tr> <td>L12</td> <td>wild cherry</td> </tr> <tr> <td>L13</td> <td>huntington maple</td> </tr> <tr> <td>L14</td> <td>monticello maple</td> </tr> <tr> <td>L15</td> <td>versailles anigre</td> </tr> <tr> <td>L16</td> <td>empire mahogany</td> </tr> </table> <p>(edge will be matching 3mm)</p> <p>other laminate</p> <table border="0"> <tr> <td>L17</td> <td>specify manufacturer's name and code number; refer to page 69 for details</td> </tr> </table>	L01	chalk white	L02	fashion gray	L03	maritime gray	L04	wrought iron	L05	thunder	L06	grey	L07	smoky white	L08	juarez flower	L09	bittersweet	L10	shadow blue	L11	natural pear	L12	wild cherry	L13	huntington maple	L14	monticello maple	L15	versailles anigre	L16	empire mahogany	L17	specify manufacturer's name and code number; refer to page 69 for details	<p><input type="checkbox"/> <b>6: SELECT GLIDES</b> for corner and end table models, select color; (will coordinate with frame unless specified)</p> <table border="0"> <tr> <td>P02</td> <td>warm gray</td> </tr> <tr> <td>P03</td> <td>cool gray</td> </tr> <tr> <td>P04</td> <td>charcoal</td> </tr> <tr> <td>P05</td> <td>kohl</td> </tr> <tr> <td>P06</td> <td>night</td> </tr> <tr> <td>P07</td> <td>eggplant</td> </tr> <tr> <td>P09</td> <td>snow</td> </tr> <tr> <td>P10</td> <td>sunshine</td> </tr> <tr> <td>P11</td> <td>tangerine</td> </tr> <tr> <td>P12</td> <td>red red</td> </tr> <tr> <td>P13</td> <td>cornflower</td> </tr> <tr> <td>P16</td> <td>kiwi</td> </tr> <tr> <td>P17</td> <td>chocolate</td> </tr> </table>	P02	warm gray	P03	cool gray	P04	charcoal	P05	kohl	P06	night	P07	eggplant	P09	snow	P10	sunshine	P11	tangerine	P12	red red	P13	cornflower	P16	kiwi	P17	chocolate
KF	glides, formal	n/c																																																															
L01	chalk white																																																																
L02	fashion gray																																																																
L03	maritime gray																																																																
L04	wrought iron																																																																
L05	thunder																																																																
L06	grey																																																																
L07	smoky white																																																																
L08	juarez flower																																																																
L09	bittersweet																																																																
L10	shadow blue																																																																
L11	natural pear																																																																
L12	wild cherry																																																																
L13	huntington maple																																																																
L14	monticello maple																																																																
L15	versailles anigre																																																																
L16	empire mahogany																																																																
L17	specify manufacturer's name and code number; refer to page 69 for details																																																																
P02	warm gray																																																																
P03	cool gray																																																																
P04	charcoal																																																																
P05	kohl																																																																
P06	night																																																																
P07	eggplant																																																																
P09	snow																																																																
P10	sunshine																																																																
P11	tangerine																																																																
P12	red red																																																																
P13	cornflower																																																																
P16	kiwi																																																																
P17	chocolate																																																																
<p><b>OPTIONS</b> for additional information, please refer to page 64 of this book</p> <table border="0"> <tr> <td>KF</td> <td>glides; formal</td> <td>n/c</td> </tr> </table>			KF	glides; formal	n/c																																																												
KF	glides; formal	n/c																																																															



## d chair

30

arm and armless chairs with wire rod frame

### DESIGN

by Barry Crone

### STANDARDS

Meets or exceeds ANSI/BIFMA X5.1 durability and safety standards.

### CONSTRUCTION

**THERMOPLASTIC SHELL:** Textured thermoplastic

**UPHOLSTERED SEAT & BACK PADS:** 1/2" urethane foam over molded thermoplastic.

**FRAME:** 1/2" solid steel continuous rod

**ARMS:** Black urethane foam over 1/2" solid steel welded rod.

**GLIDES:** Optional snap-on clear plastic.

### STACKING

**THERMOPLASTIC:** 12 floor/45 dolly (4 floor/12 dolly w/ arm)

**UPHOLSTERED:** 6 floor/20 dolly (4 floor/12 dolly w/ arm)

### 4-WHEEL DOLLY

00009 (\$619)

OW 21" OD 36" OH 19" WT 29 lb



**CONSTRUCTION:** steel; two swivel casters and two fixed casters; black epoxy

see page 61 for dolly section



ARMLESS      ARM

**OW** 20" (25" w/ arm)    **OH** 31"    **OD** 23"    **AH** 25"    **SH** 17"    **WT** 12 lb (15 lb w/ arm)    **STACK** 12 floor/45 dolly (4 floor/12 dolly w/ arm)  
**UPHOLSTERED: SH** +0.5"    **WT** +3 lb    **STACK** 6 floor/20 dolly (4 floor/12 dolly w/ arm)    **COM** 0.85 yd  
 see page 4 for complete dimensions

SPECIFICATIONS how to order, see page 71			
<b>EXAMPLE:</b> d chair specification & pricing			
20013 thermo armless		\$128	
CC glides		+ \$13	
P10 sunshine shell		+ \$0	
E02 gunmetal frame		+ \$0	
		<b>total = \$141</b>	
<b>1: SELECT D CHAIR</b> prices shown are list (prices are for fabric grade 1 and COM; see "select seat & back finish" for additional fabric grades and prices)			
thermoplastic d chair, select model			
20113 arm		\$220	
20013 armless		\$128	
upholstered d chair, select model			
20113AB arm		\$343	
20013AB armless		\$273	
<b>2: SELECT OPTIONS</b> for all models, select as needed; add all option prices to chair model price			
CC glides, clear plastic		+ \$13	
SM gang, black plastic		+ \$6	
for upholstered models			
FS fabric shield		+ \$13	
<b>3: SELECT SEAT &amp; BACK FINISH</b> for all models, select color			
P01 elephant			
P02 warm gray			
P03 cool gray			
P04 charcoal			
P05 kohl			
P06 night			
P07 eggplant			
P08 tree line			
P09 snow			
P10 sunshine			
P11 tangerine			
P12 red red			
P13 cornflower			
P14 skylight			
P15 ocean			
P16 kiwi			
P17 chocolate			
for upholstered models, indicate pattern and color (see upholstery cards for specifications); add fabric grade price to chair model price			
	COM/fabric grade 1		+ \$0
	fabric grade 2		+ \$60
	fabric grade 3		+ \$126
	fabric grade 4		+ \$181
	fabric grade 5		+ \$231
<b>4: SELECT FRAME FINISH</b> for all models, select metal			
E01 black			
E02 gunmetal			
E03 flint			
E04 warm gray			
E05 cool gray			
E06 satin silver			
E07 bright chrome			
or select textured metal			
E51 black T			
E52 gunmetal T			
E53 flint T			
<b>6: SELECT DOLLY</b> dollies may also be ordered separately, see page 62			
00009	4-wheel dolly		\$619

**OPTIONS** for additional information, please refer to page 64 of this book

CC glides; clear plastic	+ \$ 13	SM gang, side-to-side; removable black plastic (armless chairs only)	+ \$ 6	FS fabric shield; stain resistant finish; available on upholstered models	+ \$ 13
--------------------------	---------	--	--------	---	---------



## elate

32

arm, armless and tablet chairs with contoured shell

### DESIGN

by Elco Meyer

### STANDARDS

Meets or exceeds ANSI/BIFMA X5.1 durability and safety standards.

### CONSTRUCTION

**THERMOPLASTIC SHELL:** Textured thermoplastic

**UPHOLSTERED SEAT & BACK:** 1/2" polyfoam cushion on back and 3/4" on seat over 1/8" thick polypropylene.

**FRAME:** 1" diameter x 14 gauge tubular steel.

**ARMS:** Molded high-impact polypropylene plastic (Black only) or 1" diameter x 14 gauge tubular steel (matches frame).

**GLIDES:** Molded ABS; black only.

**TABLETS:** 5/8" diameter solid steel rod with 1/2" diameter solid steel rod support. Three-ply construction with high-pressure laminate top surface, 5/8" thick high-density particle board core, with moisture-resistant bottom backing. 3/4" bumper T-edge molding. Tablet surface available in seven colors with coordinating edge. Standard tablet surface is 13" x 20"; optional oversized and jumbo surfaces available.

### STACKING

**THERMOPLASTIC:** 8 floor/10 dolly (8 floor/10 dolly w/ arm) (3 floor/7 dolly w tablet)

**UPHOLSTERED:** 6 floor/8 dolly (6 floor/8 dolly w/ arm) (3 floor/7 dolly w tablet)

### 4-WHEEL DOLLY

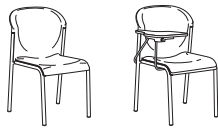
00068 (\$481)

OW 23" OD 36" OH 37" WT 30 lb



**CONSTRUCTION:** steel; two swivel casters and two fixed casters; black epoxy

see page 61 for dolly section



ARMLESS      TABLET

**OW** 20" (22.5-23" w/ arm) (22.5-23" w/ tablet)    **OH** 32.5" (32.5-37" w/ tablet)    **OD** 23" (30" w/ tablet)    **AH** 25.5"    **SH** 17.5"    **WT** 14 lb (17 -18 lb w/ arm) (24 lb w/ tablet)    **STACK** 8 floor/10 dolly (3 floor/7 dolly w/ tablet)    **UPHOLSTERED: SH** +0.5"    **WT** +4 lb    **STACK** 6 floor/8 dolly (3 floor/7 dolly w/ tablet)    **COM** 1 yd

see page 4 for complete dimensions

SPECIFICATIONS how to order, see page 71			
<b>EXAMPLE:</b> elate specification & pricing			
68003	thermo armless	\$259	
P01	elephant	+ \$0	
E06	satın silver frame	+ \$0	
	<b>total =</b>	<b>\$259</b>	
<b>1: SELECT ELATE</b> prices shown are list (prices are for fabric grade 1 and COM; see "select seat & back finish" for additional fabric grades and prices)			
thermoplastic elate, select model			
68203	arm, molded	\$351	
68103	arm, steel	\$298	
68003	armless	\$259	
68846	tablet, flip-up, right	\$412	
68946	tablet, flip-up, left	\$412	
upholstered elate, select model			
68200	arm, molded	\$483	
68100	arm, steel	\$430	
68000	armless	\$390	
68840	tablet, flip-up, right	\$548	
68940	tablet, flip-up, left	\$548	
upholstered seat w/ thermo back elate, select model			
68230	arm, molded	\$416	
68130	arm, steel	\$364	
68030	armless	\$324	
68830	tablet, flip-up, right	\$481	
68930	tablet, flip-up, left	\$481	
<b>2: SELECT OPTIONS</b> for all models, select as needed; add all option prices to chair model price			
GV	gang, molded arm to molded arm	+ \$21	
GU	gang, steel arm to steel arm	+ \$21	
GT	gang, side to side	+ \$21	
KH	bright chrome	+ \$20	
BZ	bookrack	+ \$99	
for tablet models			
OS	tablet, oversized	+ \$20	
JT	tablet, jumbo	+ \$50	
for upholstered models			
FS	fabric shield	+ \$13	
<b>3: SELECT SEAT &amp; BACK FINISH</b> for all models, select color			
P01	elephant		
P02	warm gray		
P03	cool gray		
P06	night		
P07	eggplant		
for upholstered models, indicate pattern and color (see upholstery cards for specifications); add fabric grade price to chair model price			
upholstered seat w/ thermo back models			
	COM/fabric grade 1	+ \$0	
	fabric grade 2	+ \$33	
	fabric grade 3	+ \$71	
	fabric grade 4	+ \$99	
	fabric grade 5	+ \$121	
upholstered models			
	COM/fabric grade 1	+ \$0	
	fabric grade 2	+ \$60	
	fabric grade 3	+ \$126	
	fabric grade 4	+ \$181	
	fabric grade 5	+ \$231	
<b>4: SELECT FRAME FINISH</b> for all models, select metal			
E01	black		
E02	gunmetal		
E03	flint		
E04	warm gray		
E05	cool gray		
E06	satın silver		
E07	bright chrome-option KH \$20 up-charge		
or select textured metal			
E51	black T		
E52	gunmetal T		
E53	flint T		
<b>5: SELECT TABLET FINISH</b> for tablet models, select laminate (vinyl edge will coordinate with tablet finish)			
L01	chalk white		
L02	fashion gray		
L03	maritime gray		
L04	wrought iron		
L05	thunder		
L06	grey		
L07	smoky white		
<b>6: SELECT DOLLY</b> dollies may also be ordered separately, see page 62			
00068	4-wheel dolly	\$481	

**OPTIONS** for additional information, please refer to page 64 of this book

GV	gang;	+ \$21	GT	gang, side to side	+ \$21	OS	tablet, oversized	+ \$20
	molded arm to molded arm (n/a on tablet models)			(n/a on tablet models)		JT	tablet, jumbo	+ \$50
GU	gang;	+ \$21	KH	bright chrome frame finish	+ \$20	FS	fabric shield;	+ \$13
	steel arm to steel arm (n/a on tablet models)		BZ	bookrack	+ \$99		stain resistant finish, available on upholstered models	

Options GV, GU and GT must be specified with the initial order. Gangs are factory installed. Only like models can be ganged (armless to armless, steel arm to steel arm, molded arm to molded arm).



## fixtures emotion

34

arm, armless and tablet chairs with flexing back

### DESIGN

by FM Design

### STANDARDS

Meets or exceeds ANSI/BIFMA X 5.1 durability and safety standards.

### CONSTRUCTION

**THERMOPLASTIC SEAT & BACK:** Textured thermoplastic

**UPHOLSTERED SEAT & BACK:** 1/2" poly foam cushion over 1/8" polypropylene.

**FRAME:** 1/2" diameter solid steel rod.

**ARMS:** Injection molded glass reinforced nylon with textured exposed surfaces. Arm caps will match seat and back finish.

**GLIDES:** Optional snap-on clear plastic.

**TABLETS:** 5/8" diameter solid steel rod with 1/2" diameter solid steel rod support. Three-ply construction with high-pressure laminate top surface, 5/8" thick high-density particle board core, with moisture-resistant bottom backing and 3/4" bumper T-edge molding. Tablet surface available in seven colors with coordinating edge. Standard tablet surface is 13" x 19½"; optional oversized and jumbo surfaces available.

### STACKING

**THERMOPLASTIC:** 10 floor/20 dolly (10 floor/20 dolly w/ arm) (0 w/ tablet)

**CONTOURED PAD:** 7 floor/7 dolly (7 floor/7 dolly w/ arm) (0 w/ tablet)

### 4-WHEEL DOLLY

00067 (\$623)

OW 23" OD 36" OH 18" WT 30 lb



**CONSTRUCTION:** Steel; two swivel casters and two fixed casters; black epoxy  
see page 61 for dolly section



ARMLESS      ARM      TABLET

OW 22" (23" w/ arm) (26-27" w/ tablet)    OH 32.5" (32.5-37" w/ tablet)    OD 23" (30" w/ tablet)    AH 26"    SH 18"    WT 16 lb (19 lb w/ arm) (27 lb w/ tablet)    STACK 10 floor/20 dolly (0 w/ tablet)    UPHOLSTERED: SH +0.5"    WT +3 lb    STACK 7 floor/7 dolly (0 w/ tablet)    COM 1 yd  
see page 4 for complete dimensions

SPECIFICATIONS how to order, see page 71		
<b>EXAMPLE:</b> emotion specification & pricing		
67003 thermo armless		\$212
SM gang, clear		+ \$6
P16 kiwi shell		+ \$0
E06 satin silver frame		+ \$0
	<b>total =</b>	<b>\$218</b>
<b>1: SELECT EMOTION</b> prices shown are list (prices are for fabric grade 1 and COM; see "select seat & back finish" for additional fabric grades and prices)		
thermoplastic emotion, select model		
67103 arm		\$277
67003 armless		\$212
67846 tablet, flip-up, right		\$481
67946 tablet, flip-up, left		\$481
upholstered emotion, select model		
67100 arm		\$410
67000 armless		\$345
67840 tablet, flip-up, right		\$617
67940 tablet, flip-up, left		\$617
upholstered seat w/ thermo back emotion, select model		
67130 arm		\$370
67030 armless		\$304
67830 tablet, flip-up, right		\$533
67930 tablet, flip-up, left		\$533
<b>2: SELECT OPTIONS</b> for all models, select as needed; add all option prices to chair model price		
CC glides, clear plastic		+ \$13
SM gang, black plastic		+ \$6
for tablet models		
OS tablet, oversized		+ \$20
JT tablet, jumbo		+ \$ 50
EB bookrack		+ \$93
for upholstered models		
FS fabric shield		+ \$13
<b>3: SELECT SHELL FINISH</b> for all models, select color		
P02 warm gray		
P03 cool gray		
P05 kohl		
P06 night		
P07 eggplant		
P09 snow		
P10 sunshine		
P11 tangerine		
P13 cornflower		
P16 kiwi		
P17 chocolate		
for upholstered models, indicate pattern and color (see upholstery cards for specifications); add fabric grade price to chair model price		
upholstered seat w/ thermo back models		
COM/fabric grade 1		+ \$0
fabric grade 2		+ \$33
fabric grade 3		+ \$71
fabric grade 4		+ \$99
fabric grade 5		+ \$121
upholstered models		
COM/fabric grade 1		+ \$0
fabric grade 2		+ \$60
fabric grade 3		+ \$126
fabric grade 4		+ \$181
fabric grade 5		+ \$231
<b>4: SELECT FRAME FINISH</b> for all models, select metal		
E01 black		
E02 gunmetal		
E03 flint		
E04 warm gray		
E05 cool gray		
E06 satin silver		
E07 bright chrome		
or select textured metal		
E51 black T		
E52 gunmetal T		
E53 flint T		
<b>5: SELECT TABLET FINISH</b> for tablet models, select laminate (vinyl edge will coordinate with tablet finish)		
L01 chalk white		
L02 fashion gray		
L03 maritime gray		
L04 wrought iron		
L05 thunder		
L06 grey		
L07 smoky white		
<b>6: SELECT DOLLY</b> dollies may also be ordered separately, see page 62		
00067 4-wheel dolly		\$623

OPTIONS for additional information, please refer to page 64 of this book		
CC glides; clear plastic		+ \$13
SM gang, side-to-side; removable black plastic		+ \$6
OS tablet, oversized		+ \$20
JT tablet, jumbo		+ \$50
EB bookrack (available on tablet models only)		+ \$99
FS fabric shield; stain resistant finish; available on upholstered models		+ \$13



## encore

36

armless chairs with optional leg gang

### DESIGN

by Fixtures Furniture Design Group

### STANDARDS

Meets or exceeds ANSI/BIFMA X5.1 durability and safety standards. Encore chairs can pass CAL 133 fire standards with "CA" option.

### CONSTRUCTION

**UPHOLSTERED SEAT & BACK:** Upholstered 1" urethane foam on seat and 1/2" on back over curved plywood. 1/4" urethane foam on back of back.

**FRAME:** 3/4" x 14 gauge steel tube

**GLIDES:** Molded polycarbonate glide; Available in clear only

### STACKING

**UPHOLSTERED:** 16 floor/16 dolly

#### 2-WHEEL DOLLY

00003 (\$310)

OW 25" OD 10" OH 51" WT 30 lb

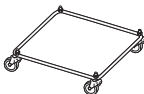


**CONSTRUCTION:** steel; ball bearing wheels; black epoxy

#### 4-WHEEL DOLLY

00005 (\$289)

OW 26" OD 28" OH 5.5" WT 31 lb



**CONSTRUCTION:** steel; swivel casters; black epoxy

see page 61 for dolly section





**ARMLESS**

**UPHOLSTERED:** OW 20" OH 33" OD 22" SH 18" WT 15 lb **STACK** 16 floor/16 dolly **COM** 0.8 yd  
 see page 4 for complete dimensions

**SPECIFICATIONS** how to order, see page 71

<p><b>EXAMPLE:</b>                  encore specification &amp; pricing</p> <table border="0"> <tr> <td>30000</td> <td>armless leg gang</td> <td>\$314</td> </tr> <tr> <td>grade 1</td> <td>Mayer, Forte, Pimento</td> <td>+ \$0</td> </tr> <tr> <td>E06</td> <td>satin silver frame</td> <td>+ \$0</td> </tr> <tr> <td colspan="2"></td> <td><b>total = \$314</b></td> </tr> </table> <p><b>1: SELECT ENCORE</b>                  prices shown are list (prices are for fabric grade 1 and COM; see "select seat &amp; back finish" for additional fabric grades and prices)</p> <p>upholstered encore, select model</p> <table border="0"> <tr> <td>30000</td> <td>armless, leg gang</td> <td>\$314</td> </tr> <tr> <td>30007</td> <td>armless</td> <td>\$306</td> </tr> </table>	30000	armless leg gang	\$314	grade 1	Mayer, Forte, Pimento	+ \$0	E06	satin silver frame	+ \$0			<b>total = \$314</b>	30000	armless, leg gang	\$314	30007	armless	\$306	<p><b>2: SELECT OPTIONS</b>                  for all models, select as needed; add all option prices to chair model price</p> <table border="0"> <tr> <td>AX</td> <td>1" extra foam for seat</td> <td>+ \$13</td> </tr> <tr> <td>FS</td> <td>fabric shield</td> <td>+ \$13</td> </tr> <tr> <td>CA</td> <td>CAL 133 fire retardant process</td> <td>+ \$39</td> </tr> <tr> <td>KH</td> <td>bright chrome</td> <td>+ \$20</td> </tr> </table> <p><b>3: SELECT SEAT &amp; BACK FINISH</b>                  for all models, indicate pattern and color (see upholstery cards for specifications); add fabric grade price to chair model price</p> <table border="0"> <tr> <td>COM/fabric grade 1</td> <td>+ \$0</td> </tr> <tr> <td>fabric grade 2</td> <td>+ \$60</td> </tr> <tr> <td>fabric grade 3</td> <td>+ \$126</td> </tr> <tr> <td>fabric grade 4</td> <td>+ \$181</td> </tr> <tr> <td>fabric grade 5</td> <td>+ \$231</td> </tr> </table>	AX	1" extra foam for seat	+ \$13	FS	fabric shield	+ \$13	CA	CAL 133 fire retardant process	+ \$39	KH	bright chrome	+ \$20	COM/fabric grade 1	+ \$0	fabric grade 2	+ \$60	fabric grade 3	+ \$126	fabric grade 4	+ \$181	fabric grade 5	+ \$231	<p><b>4: SELECT FRAME FINISH</b>                  for all models, select metal</p> <table border="0"> <tr> <td>E01</td> <td>black</td> </tr> <tr> <td>E02</td> <td>gunmetal</td> </tr> <tr> <td>E03</td> <td>flint</td> </tr> <tr> <td>E04</td> <td>warm gray</td> </tr> <tr> <td>E05</td> <td>cool gray</td> </tr> <tr> <td>E06</td> <td>satin silver</td> </tr> <tr> <td>E07</td> <td>bright chrome-option KH \$20 up-charge</td> </tr> </table> <p>or select textured metal</p> <table border="0"> <tr> <td>E51</td> <td>black T</td> </tr> <tr> <td>E52</td> <td>gunmetal T</td> </tr> <tr> <td>E53</td> <td>flint T</td> </tr> </table> <p><b>5: SELECT DOLLY</b>                  dollies may also be ordered separately, see page 62</p> <table border="0"> <tr> <td>00003</td> <td>2-wheel dolly</td> <td>\$310</td> </tr> <tr> <td>00005</td> <td>4-wheel dolly</td> <td>\$289</td> </tr> </table>	E01	black	E02	gunmetal	E03	flint	E04	warm gray	E05	cool gray	E06	satin silver	E07	bright chrome-option KH \$20 up-charge	E51	black T	E52	gunmetal T	E53	flint T	00003	2-wheel dolly	\$310	00005	4-wheel dolly	\$289
30000	armless leg gang	\$314																																																																		
grade 1	Mayer, Forte, Pimento	+ \$0																																																																		
E06	satin silver frame	+ \$0																																																																		
		<b>total = \$314</b>																																																																		
30000	armless, leg gang	\$314																																																																		
30007	armless	\$306																																																																		
AX	1" extra foam for seat	+ \$13																																																																		
FS	fabric shield	+ \$13																																																																		
CA	CAL 133 fire retardant process	+ \$39																																																																		
KH	bright chrome	+ \$20																																																																		
COM/fabric grade 1	+ \$0																																																																			
fabric grade 2	+ \$60																																																																			
fabric grade 3	+ \$126																																																																			
fabric grade 4	+ \$181																																																																			
fabric grade 5	+ \$231																																																																			
E01	black																																																																			
E02	gunmetal																																																																			
E03	flint																																																																			
E04	warm gray																																																																			
E05	cool gray																																																																			
E06	satin silver																																																																			
E07	bright chrome-option KH \$20 up-charge																																																																			
E51	black T																																																																			
E52	gunmetal T																																																																			
E53	flint T																																																																			
00003	2-wheel dolly	\$310																																																																		
00005	4-wheel dolly	\$289																																																																		

**OPTIONS** for additional information, please refer to page 64 of this book

AX	1" extra foam for seat (stacking disclaimed)	+ \$13	FS	fabric shield; stain resistant finish, available on upholstered models	+ \$13	CA	CAL 133 fire retardant process; COM does not apply	+ \$39	KH	bright chrome frame finish	+ \$20
----	--	--------	----	--	--------	----	--	--------	----	----------------------------	--------



## fetch

38

arm, armless and tablet chairs with wire rod frame

### DESIGN

by Push Product Design

### STANDARDS

Meets or exceeds ANSI/BIFMA X5.1 durability and safety standards. Thermoplastic Fetch chairs can pass CAL. 133 fire standards with "CA and CF" option.

### CONSTRUCTION

**THERMOPLASTIC SHELL:** Textured thermoplastic

**UPHOLSTERED PAD:** 3/4" polyfoam cushion over 3/16" thick polypropylene.

**FRAME:** 1/2" diameter solid steel rod.

**ARMS:** Injected molded, high-strength nylon over 1/2" solid welded rod. Arm caps will match shell finish

**GLIDES:** Optional snap-on clear plastic.

**TABLETS:** 5/8" diameter solid steel rod with 1/2" diameter solid steel rod support. Three-ply construction with high-pressure laminate top surface, 5/8" thick high-density particle board core, with moisture-resistant backing and 3/4" bumper T-edge molding. Tablet surface available in seven colors with coordinating edge. Standard tablet surface is 13" x 20"; optional oversized and jumbo surfaces available.

### STACKING

**THERMOPLASTIC:** 12 floor/40 dolly (12 floor/40 dolly w/ arm) (0 w/ tablet)

**UPHOLSTERED SEAT PAD:** 8 floor/15 dolly (8 floor/15 dolly w/ arm) (0 w/ tablet)

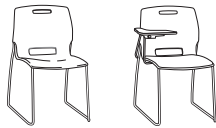
### 4-WHEEL DOLLY

00062 (\$589)

OW 20.5" OD 36" OH 19" WT 26 lb



**CONSTRUCTION:** Steel; two swivel casters and two fixed casters; black epoxy  
see page 61 for dolly section



**ARMLESS**      **TABLET**

**OW** 20" (24.5" w/ arm) (29" w/ tablet)    **OH** 33" (33-36" w/ tablet)    **OD** 24.5" (29.5" w/ tablet)    **AH** 25.5"    **SH** 17.5"    **WT** 14.5 lb (16.5 lb w/ arm) (25 lb w/ tablet)    **STACK** 12 floor/40 dolly (0 w/ tablet)    **UPHOLSTERED: SH** +0.5"    **WT** +2 lb    **STACK** 8 floor/15 dolly (0 w/ tablet)    **COM** 0.67 yd  
see page 5 for complete dimensions

**SPECIFICATIONS** how to order, see page 71

**EXAMPLE:**  
fetch specification & pricing

62003	thermo armless	\$136
P11	tangerine shell	+ \$0
E07	bright chrome frame	+ \$0
		<b>total = \$136</b>

**1: SELECT FETCH**  
prices shown are list (prices are for fabric grade 1 and COM; see "select seat & back finish" for additional fabric grades and prices)

thermoplastic fetch, select model

62103	arm	\$230
62003	armless	\$136
62446	tablet, flip-up, right	\$295
62546	tablet, flip-up, left	\$295

upholstered seat fetch, select model

62100	arm	\$349
62000	armless	\$265
62840	tablet, flip-up, right	\$417
62940	tablet, flip-up, left	\$417

**2: SELECT OPTIONS**  
for all models, select as needed; add all option prices to chair model price

CC	glides, clear plastic	+\$13
SM	gang, side-to-side	+\$6

for thermoplastic models

CF	CAL 133 fire retardant process	+\$42
----	--------------------------------	-------

for upholstered models

FS	fabric shield stain	+\$13
CA	CAL 133 fire retardant process	+\$67

for tablet models

FB	bookrack	+\$94
OS	tablet, oversized	+\$20
JT	tablet, jumbo	+\$50

**3: SELECT SEAT & BACK FINISH**  
for all models, select color

P01	elephant
P02	warm gray
P03	cool gray
P04	charcoal
P05	kohl
P06	night
P07	eggplant
P08	tree line
P09	snow
P10	sunshine
P11	tangerine
P12	red red
P13	cornflower
P14	skylight
P15	ocean
P16	kiwi
P17	chocolate

for upholstered seat models, indicate pattern and color (see upholstery cards for specifications); add fabric grade price to chair model price

COM/fabric grade 1	+ \$0
fabric grade 2	+ \$33
fabric grade 3	+ \$71
fabric grade 4	+ \$99
fabric grade 5	+ \$121

**4: SELECT FRAME FINISH**  
for all models, select metal

E01	black
E02	gunmetal
E03	flint
E04	warm gray
E05	cool gray
E06	satin silver
E07	bright chrome

or select textured metal

E51	black T
E52	gunmetal T
E53	flint T

**5: SELECT TABLET FINISH**  
for tablet models, select laminate (vinyl edge will coordinate with tablet finish)

L01	chalk white
L02	fashion gray
L03	maritime gray
L04	wrought iron
L05	thunder
L06	grey
L07	smoky white

**6: SELECT DOLLY**  
dollies may also be ordered separately, see page 61

00062	4-wheel dolly	\$589
-------	---------------	-------

**OPTIONS** for additional information, please refer to page 64 of this book

CC	glides; clear plastic	+ \$13	FS	fabric shield; stain resistant finish, available on upholstered models	+ \$13	OS	tablet, oversized	+ \$20
SM	gang; side-to-side; n/a on tablet models	+ \$6	CA	CAL 133 fire retardant process; upholstered models with P05 kohl thermo; COM does not apply	+ \$67	JT	tablet, jumbo	+ \$50
CF	CAL 133 fire retardant process; thermoplastic models, P05 kohl only	+ \$42	FB	bookrack; available on tablet models only	+ \$94			



# jazz

arm and armless chairs available in standard or stool heights; tablet chairs also available

**DESIGN**

by FM Design

**STANDARDS**

Meets or exceeds ANSI/BIFMA X5.1 durability and safety standards.

**CONSTRUCTION**

**THERMOPLASTIC SEAT & BACK:** Textured thermoplastic

**FRAME:** 1/2" solid steel rod

**ARMS:** Injected molded thermoplastic over 1/2" solid welded rod. Arm caps will match seat and back finish.

**GLIDES:** Optional snap-on clear plastic

**TABLETS:** 5/8" diameter solid steel rod with 1/2" diameter solid steel rod support. Three ply construction with high-pressure laminate top surface. 5/8" thick high-density particle board core with moisture-resistant backing and 3/4" bumper-T edge molding. Tablet surface available in seven colors with coordinating edge. Standard tablet surface is 13" x 19 1/2"; optional oversized and jumbo surfaces available.

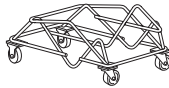
**STACKING**

**THERMOPLASTIC:** 10 floor/30 dolly (5 floor/20 dolly w/ arm) (3 floor/3 dolly w/ tablet)

**4-WHEEL DOLLY**

00009 (\$619)

OW 21" OD 36" OH 19" WT 29 lb



**CONSTRUCTION:** steel; 2 swivel casters and 2 fixed casters; black epoxy

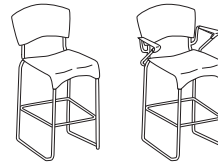
see page 61 for dolly section



**ARMLESS**      **ARM**      **TABLET**

**OW** 20" (23" w/ arm) (24-25" w/ tablet)    **OH** 31.5" (31.5"-37" w/ tablet)  
**OD** 22" (22-28" w/ tablet)    **AH** 25.5"    **SH** 18"    **WT** 13 lb (16 w/ arm) (23 lb w/ tablet)  
**STACK** 10 floor/30 dolly (5 floor/20 dolly w/ arm) (3 floor/3 dolly w/ tablet)

see page 5 for complete dimensions



**STOOL**      **ARM**

**OW** 20" (23" w/ arm)    **OH** 44.5", 41.5"    **OD** 22"  
**AH** 37.5", 34.5"    **SH** 30", 27"    **WT** 20 lb (23 w/ arm),  
 19 lb (22 w/ arm)    **SEAT TO FOOT RUNG** 18"

**SPECIFICATIONS** how to order, see page 71

**EXAMPLE:**

jazz specification & pricing

24013	translucent armless	\$208
T03	orange juice seat and back	+ \$0
E01	satin silver frame	+ \$0
	<b>total =</b>	<b>\$208</b>

**1: SELECT JAZZ**

prices shown are list

opaque thermoplastic jazz, select model

24110	arm	\$233
24010	armless	\$178
24810	tablet, flip-up, right	\$310
24910	tablet, flip-up, left	\$310

translucent thermoplastic jazz, select model

24113	arm	\$263
24013	armless	\$208
24813	tablet, flip-up, right	\$340
24913	tablet, flip-up, left	\$340

opaque thermoplastic jazz, stool, select model

24708	arm, 30"	\$511
24706	arm, 27"	\$511
24608	armless, 30"	\$455
24606	armless, 27"	\$455

translucent thermoplastic jazz, stool, select model

24738	arm, 30"	\$540
24736	arm, 27"	\$540
24638	armless, 30"	\$484
24636	armless, 27"	\$484

**2: SELECT OPTIONS**

for all models, select as needed; add all option prices to chair model price

CC	glides, clear plastic	+ \$13
AM	gang, arm-to-arm	+ \$6
SM	gang, side-to-side	+ \$6

for tablet models

OS	tablet, oversized	+ \$20
JT	tablet, jumbo	+ \$50

**3: SELECT SEAT & BACK FINISH**

for opaque thermoplastic models, select color

P01	elephant
P02	warm gray
P03	cool gray
P04	charcoal
P05	kohl
P06	night
P07	eggplant
P08	tree line
P09	snow
P10	sunshine
P11	tangerine
P12	red red
P13	cornflower
P14	skylight
P15	ocean
P16	kiwi
P17	chocolate

translucent thermoplastic models, select color

T01	frost
T02	lemon mist
T03	orange juice
T04	raspberry
T05	periwinkle
T06	caribbean
T07	kiwi lite
T08	ash
T09	smoke

**4: SELECT FRAME FINISH**

for all models, select metal

E01	black
E02	gunmetal
E03	flint
E04	warm gray
E05	cool gray
E06	satin silver
E07	bright chrome

or select textured metal

E51	black T
E52	gunmetal T
E53	flint T

**5: SELECT TABLET FINISH**

for tablet models, select laminate (vinyl edge will coordinate with tablet finish)

L01	chalk white
L02	fashion gray
L03	maritime gray
L04	wrought iron
L05	thunder
L06	grey
L07	smoky white

**6: SELECT DOLLY**

dollies may also be ordered separately, see page 62

00009	4-wheel dolly	\$619
-------	---------------	-------

**OPTIONS** for additional information, please refer to page 64 of this book

CC	glides;	+ \$13	SM	gang;	+ \$27	OS	tablet, oversized	+ \$20
	clear plastic			removable black plastic,		JT	tablet, jumbo	+ \$50
AM	gang;	+ \$6		side to side (n/a on tablet and stool models)				
	removable black plastic,			arm to arm (n/a on stool models)				



42

## morpheX

arm and armless chairs in beech; armless stool available

### DESIGN

by Matt Duncan

### STANDARDS

Meets or exceeds ANSI/BIFMA x5.1 durability and safety standards. MorpheX wood passes CAL 133 fire standard. MorpheX wood with upholstered seat pad passes CAL 133 with the CA option.

### CONSTRUCTION

**WOOD SEAT & BACK:** 10mm, 9ply European Beech

**FRAME:** 19.5mm x 2.5mm steel tube

**ARMS:** 10mm steel tube with 7ply European beech arm caps. Arm caps will match seat and back finish.

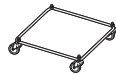
**GLIDES:** Molded nylon; black only

### STACKING

8 floor/ 8 dolly (armless models)

### 4-WHEEL DOLLY

00005 (\$289)



OW 26" OD 28" OH 5.5" WT 31 lbs

**CONSTRUCTION:** steel; swivel casters; black epoxy

see page 61 for dolly section



ARMLESS



ARM

UPHOLSTERED



ARMLESS

UPHOLSTERED

OW 20" (22" w/ arm) OH 31" OD 20.5" AH 25.5" SH 17.5"  
 WT 14.5 lb (17 w/ arm) UPHOLSTERED: SH +0.5" WT +1.5 lb  
 STACK 8 floor/ 8 dolly (armless models) COM 0.7 yd  
 see page 5 for complete dimensions

OW 21" OH 43" OD 20.5" SH 30" WT 19 lb UPHOLSTERED:  
 SH +0.5" WT +1.5 lb com 0.7 yd SEAT TO FOOT RUNG 16"

**SPECIFICATIONS** how to order, see page 71 of seating price guide

**EXAMPLE:**

morphix specification & pricing

86002	armless	\$477
W02	natural cherry seat and back	+ \$0
E06	satin silver frame	+ \$0
		<b>total = \$477</b>

**1: SELECT MORPHIX**

prices shown are list (prices are for fabric grade 1 and COM; see "select seat & back finish" for additional fabric grades and prices)

wood morphix, select model

86102	arm	\$583
86002	armless	\$477
86602	armless, stool	\$716

upholstered morphix, select model

86120	arm	\$652
86020	armless	\$546
86620	armless, stool	\$784

**2: SELECT OPTIONS**

for all models, select as needed; add all option prices to chair model price

KH	bright chrome	+ \$32
----	---------------	--------

for upholstered models

FS	fabric shield	+ \$13
CA	CAL 133 fire retardant process	+ \$24

**3: SELECT SEAT AND BACK FINISH**

for all models, select color

W01	natural beech
W02	natural cherry
W03	dark cherry
W04	medium walnut
W05	mahogany
W06	ebony

for upholstered seat models, indicate pattern and color (see upholstery cards for specifications); add fabric grade price to chair model price

COM/fabric grade 1	+ \$0
fabric grade 2	+ \$33
fabric grade 3	+ \$71
fabric grade 4	+ \$99
fabric grade 5	+ \$121

**4: SELECT FRAME FINISH**

for all models, select metal

E01	black
E02	gunmetal
E03	flint
E04	warm gray
E05	cool gray
E06	satin silver
E07	bright chrome-option KH \$32 up-charge

or select textured metal

E51	black T
E52	gunmetal T
E53	flint T

**8: SELECT DOLLY**

dollies may also be ordered separately, see page 62 of seating price guide

00005	4-wheel dolly	\$289
-------	---------------	-------

**OPTIONS** for additional information, please refer to page 64 of seating price book

KH	bright chrome frame finish	+ \$32	CA	CAL 133 fire retardant process;	+ \$24
FS	fabric shield;	+ \$13		upholstered models only, COM	
	stain resistant finish,			does not apply.	
	available on upholstered models				



## patience

44

arm, armless and tablet chairs with flexing back and wallsaver frame

### DESIGN

by Ron Kemnitzer

### STANDARDS

Standard Patience meets or exceeds ANSI/BIFMA x5.1 durability and safety standards. Intensive Use Patience meets or exceeds FNEW 83-269E performance test methods for intensive use chairs. Fully upholstered Patience™ chairs can pass CAL. 133 fire standards with "CA" option.

### CONSTRUCTION

**THERMOPLASTIC SEAT & BACK:** Textured thermoplastic

**UPHOLSTERED SEAT & BACK:** Upholstered Seat: 2" polyfoam cushion over contoured plywood. Upholstered Back: 1" polyfoam cushion over contoured plywood. Outer Upholstered Back: 1/4" polyfoam cushion over 1/4" thick plywood.

**FRAME:** 1" x 14 gauge tubular steel with two seat support braces of all steel construction. Intensive use models have 1/2" steel support bar. Intensive use models certified to 400 lbs.

**SEAT AND BACK SUPPORT:** Molded, glass filled nylon

**ARMS:** Molded, glass filled nylon, tapered on each end with spring steel tube connector, arm finished with epoxy to match frame. Chairs specified with bright chrome will have gunmetal arms with specified inserts. Arm inserts are soft, molded textured plastic.

**GLIDES:** Nonabrasive, molded nylon

**END CAPS:** Molded nylon; color will coordinate with frame finish

**TABLETS:** 1" x 12 gauge steel frame. Three-ply construction with high-pressure laminate top surface. 5/8" thick high-density particle board core with moisture-resistant bottom backing and 3/4" bumper T-edge molding. Tablet surface available in seven colors with coordinating edge. Standard tablet surface is 13" x 20"; optional oversized and jumbo surfaces available.

### STACKING

Fixtures Furniture does not recommend stacking.





ARMLESS      ARM      TABLET

OW 22" (27" w/ arm) (24.5" w/ tablet)    OH 33.5" (33.5-40.5" w/ tablet)    OD 27" (27-33.5" w/ tablet)    AH 27"    SH 18"    WT 20 lb (22 lb w/ arm)  
 (23 lb w/ tablet)    COM 1.1 yd    UPHOLSTERED OH +1"    SH +1"    WT +4 lb

see page 5 for complete dimensions

**SPECIFICATIONS** how to order, see page 71

**EXAMPLE:**

patience specification & pricing

70100	upholstered arm	\$512
<b>grade 3</b>	Mayer, In the Groove, Bird's Egg	+ \$126
E06	satin silver frame	+ \$0
P04	charcoal seat and back support	+ \$0
P03	cool gray arm insert	+ \$0
P03	cool gray glide	+ \$0
	<b>total =</b>	<b>\$638</b>

**1: SELECT PATIENCE**

prices shown are list (prices are for fabric grade 1 and COM; see "select seat & back finish" for additional fabric grades and prices)

thermoplastic patience, select model

70103	arm	\$448
70003	armless	\$399
70446	tablet, flip-up, right	\$531
70546	tablet, flip-up, left	\$531
79103	arm, wall saver	\$480
79003	armless, wall saver	\$429

upholstered patience, select model

70100	arm, wall saver	\$512
70000	armless, wall saver	\$443
70840	tablet, flip-up, right	\$643
70940	tablet, flip-up, left	\$643

upholstered w/ thermo back patience, select model

70130	arm	\$469
70030	armless	\$399
70830	tablet, flip-up, right	\$598
70930	tablet, flip-up, left	\$598
79130	arm, wall saver	\$501
79030	armless, wall saver	\$429

**2: SELECT OPTIONS**

for all models, select as needed; add all option prices to chair model price

AP	gang, steel swing arm-to-arm	+ \$48
SP	gang, steel swing side-to-side (n/a on tablet models)	+ \$48
KH	bright chrome	+ \$20

for tablet models

PB	bookrack	+ \$99
OS	tablet, oversized	+ \$20
JT	tablet, jumbo	+ \$50

for upholstered models

FS	fabric shield	+ \$13
CA	CAL 133 fire retardant process	+ \$39

**3: SELECT SEAT & BACK FINISH**

for thermoplastic models, select color

P01	elephant
P02	warm gray
P03	cool gray
P05	kohl
P06	night
P07	eggplant
P08	tree line
P09	snow
P13	cornflower
P14	skylight

for upholstered models, indicate pattern and color (see upholstery cards for specifications); add fabric grade price to chair model price

upholstered seat models

COM/fabric grade 1	+ \$0
fabric grade 2	+ \$33
fabric grade 3	+ \$71
fabric grade 4	+ \$99
fabric grade 5	+ \$121

upholstered models

COM/fabric grade 1	+ \$0
fabric grade 2	+ \$60
fabric grade 3	+ \$126
fabric grade 4	+ \$181
fabric grade 5	+ \$231

**4: SELECT FRAME FINISH**

for all models, select metal

E01	black
E02	gunmetal
E03	flint
E04	warm gray
E05	cool gray
E06	satin silver
E07	bright chrome-option KH \$20 up-charge

or select textured metal

E51	black T
E52	gunmetal T
E53	flint T

**5: SELECT SEAT AND BACK SUPPORT**

for all models, select color; (support will coordinate with frame unless specified)

P01	elephant
P02	warm gray
P03	cool gray
P04	charcoal
P05	kohl

**6: SELECT ARM INSERT**

for arm models, select color; (insert will coordinate with frame unless specified)

P01	elephant
P02	warm gray
P03	cool gray
P04	charcoal
P05	kohl

**7: SELECT GLIDES**

for all models, select color; (glides will coordinate with frame or match thermoplastic seat color unless specified)

P01	elephant
P02	warm gray
P03	cool gray
P04	charcoal
P05	kohl
P06	night
P07	eggplant
P08	tree line
P09	snow
P13	cornflower
P14	skylight

**8: SELECT TABLET FINISH**

for tablet models, select laminate (vinyl edge will coordinate with tablet finish)

L01	chalk white
L02	fashion gray
L03	maritime gray
L04	wrought iron
L05	thunder
L06	grey
L07	smoky white

**OPTIONS** for additional information, please refer to page 64 of this book

AP	gang; steel swing arm to arm (n/a on tablet models)	+ \$48	KH	bright chrome frame finish	+ \$20	FS	fabric shield; stain resistant finish; available on upholstered models	+ \$13
SP	gang; steel swing side to side (n/a on tablet models)	+ \$48	PB	bookrack	+ \$99	CA	CAL 133 fire retardant process; COM does not apply	+ \$39
			OS	tablet, oversized	+ \$20			
			JT	tablet, jumbo	+ \$50			

# patience intensive use



ARMLESS      ARM      TABLET

OW 22" (27" w/ arm) (24.5" w/ tablet) OH 33.5" (33.5-40.5" w/ tablet) OD 27" (27-35" w/ tablet) AH 27" SH 18"  
 WT 23 lb (25 lb w/ arm) (26 lb w/ tablet) UPHOLSTERED OH +1" SH +1" WT +4 lb COM 1.1 yd  
 see page 5 for complete dimensions

46

## SPECIFICATIONS how to order, see page 71

### EXAMPLE:

patience intensive use specification & pricing

73100	upholstered arm	\$586
grade 4	Momentum, Infusion, Sea	+ \$181
E02	gunmetal frame	+ \$0
P04	charcoal seat and back support	+ \$0
P04	charcoal arm insert	+ \$0
P04	charcoal glide	+ \$0
	<b>total =</b>	<b>\$767</b>

### 1: SELECT PATIENCE INTENSIVE

USE prices shown are list (prices are for fabric grade 1 and COM; see "select seat & back finish" for additional fabric grades and prices)

thermoplastic patience intensive use, select model

73103	arm	\$522
73003	armless	\$444
73446	tablet, flip-up, right	\$604
73546	tablet, flip-up, left	\$604

upholstered patience intensive use, select model

73100	arm, wallsaver	\$586
73000	armless, wallsaver	\$516
73840	tablet, flip-up, right	\$830
73940	tablet, flip-up, left	\$830

upholstered w/ thermo back patience intensive use, select model

73130	arm	\$564
73030	armless	\$505
73830	tablet, flip-up, right	\$754
73930	tablet, flip-up, left	\$754

### 2: SELECT OPTIONS

for all models, select as needed; add all option prices to chair model price

AP	gang, steel swing arm to arm	+\$48
SP	gang, steel swing side to side	+\$48
KH	bright chrome	+\$20

for tablet models, select as needed

OS	tablet, oversized	+\$20
JT	tablet, jumbo	+\$50

for upholstered models, select as needed

FS	fabric shield	+\$13
CA	CAL 133 fire retardant process	+\$39

### 3: SELECT SEAT & BACK FINISH

for thermoplastic models, select color

P01	elephant
P02	warm gray
P03	cool gray
P05	kohl
P06	night
P07	eggplant
P08	tree line
P09	snow
P13	cornflower
P14	skylight

for upholstered models, indicate pattern and color (see upholstery cards for specifications); add fabric grade price to chair model price

upholstered seat models

COM/fabric grade 1	+ \$0
fabric grade 2	+ \$33
fabric grade 3	+ \$71
fabric grade 4	+ \$99
fabric grade 5	+ \$121

upholstered models

COM/fabric grade 1	+ \$0
fabric grade 2	+ \$60
fabric grade 3	+ \$126
fabric grade 4	+ \$181
fabric grade 5	+ \$231

### 4: SELECT FRAME FINISH

for all models, select metal

E01	black
E02	gunmetal
E03	flint
E04	warm gray
E05	cool gray
E06	satın silver
E07	bright chrome-option KH \$20 up-charge

or select textured metal

E51	black T
E52	gunmetal T
E53	flint T

### 5: SELECT SEAT AND BACK SUPPORT

for all models, select color; (support will coordinate with frame unless specified)

P01	elephant
P02	warm gray
P03	cool gray
P04	charcoal
P05	kohl

### 6: SELECT ARM INSERT

for all models, select color; (insert will coordinate with frame unless specified)

P01	elephant
P02	warm gray
P03	cool gray
P04	charcoal
P05	kohl

### 7: SELECT GLIDES

for all models, select color; (glides will coordinate with frame or match thermoplastic color unless specified)

P01	elephant
P02	warm gray
P03	cool gray
P04	charcoal
P05	kohl
P06	night
P07	eggplant
P08	tree line
P09	snow
P13	cornflower
P14	skylight

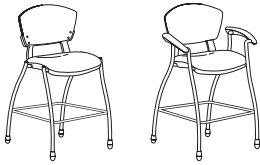
### 8: SELECT TABLET FINISH

for tablet models, select laminate (vinyl edge will coordinate with tablet finish)

L01	chalk white
L02	fashion gray
L03	maritime gray
L04	wrought iron
L05	thunder
L06	grey
L07	smoky white

## OPTIONS for additional information, please refer to page 64 of this book

AP	gang;	+\$48	OS	tablet, oversized	+\$20	FS	fabric shield;	+\$13
	steel swing arm to arm		JT	tablet, jumbo	+\$50		stain resistant finish,	
	(n/a on tablet models)						available on upholstered models	
SP	gang;	+\$48				CA	CAL 133 fire retardant process;	+\$39
	steel swing side to side						COM does not apply	
	(n/a on tablet models)							
KH	bright chrome frame finish	+\$20						



ARMLESS ARM

OW 22" (27" w/ arm) OH 45.5", 42.5", 39.5" OD 25" AH 38.5", 35.5", 32.5" SH 29.5", 26.5", 23.5" WT 27 lb (31 lb w/ arm), 26 lb (30 lb w/ arm), 25 lb (29 lb w/ arm) SEAT TO FOOT RUNG 18" UPHOLSTERED OH +1" SH +1" WT +4 lb COM 1.1 yd

see page 6 for complete dimensions

**SPECIFICATIONS** how to order, see page 71

**EXAMPLE:**  
patience stools specification & pricing

70730	upholstered 30.5" arm	\$764
grade 5	Sina Pearson, Fern, Balsam	+ \$231
E06	satin silver frame	+ \$0
P01	elephant seat and back support	+ \$0
P03	cool gray arm insert	+ \$0
P03	cool gray glide	+ \$0
		<b>total = \$995</b>

**1: SELECT PATIENCE STOOLS**  
prices shown are list (prices are for fabric grade 1 and COM; see "select seat & back finish" for additional fabric grades and prices)

thermoplastic patience, stools, select model

70733	arm, 29.5"	\$623
70723	arm, 26.5"	\$623
70713	arm, 23.5"	\$623
70633	armless, 29.5"	\$571
70623	armless, 26.5"	\$571
70613	armless, 23.5"	\$571

upholstered patience, stools, select model

70730	arm, 30.5"	\$764
70720	arm, 27.5"	\$764
70710	arm, 24.5"	\$764
70630	armless, 30.5"	\$725
70620	armless, 27.5"	\$725
70610	armless, 24.5"	\$725

upholstered w/ thermo back patience, stools, select model

70430	arm, 30.5"	\$732
70420	arm, 27.5"	\$732
70410	arm, 24.5"	\$732
70530	armless, 30.5"	\$663
70520	armless, 27.5"	\$663
70510	armless, 24.5"	\$663

**2: SELECT OPTIONS**  
for all models, select as needed; add option price to chair model price

FS	fabric shield	+ \$13
----	---------------	--------

**3: SELECT SEAT & BACK FINISH**  
for thermoplastic models, select color

P01	elephant
P02	warm gray
P03	cool gray
P05	kohl
P06	night
P07	eggplant
P08	tree line
P09	snow
P13	cornflower
P14	skylight

for upholstered models, indicate pattern and color (see upholstery cards for specifications); add fabric grade price to chair model price

upholstered seat models

COM/fabric grade 1	+ \$0
fabric grade 2	+ \$33
fabric grade 3	+ \$71
fabric grade 4	+ \$99
fabric grade 5	+ \$121

upholstered models

COM/fabric grade 1	+ \$0
fabric grade 2	+ \$60
fabric grade 3	+ \$126
fabric grade 4	+ \$181
fabric grade 5	+ \$231

**4: SELECT FRAME FINISH**  
for all models, select metal

E01	black
E02	gunmetal
E03	flint
E04	warm gray
E05	cool gray
E06	satin silver

or select textured metal

E51	black T
E52	gunmetal T
E53	flint T

**5: SELECT SEAT AND BACK SUPPORT**  
for all models, select color; (support will coordinate with frame unless specified)

P01	elephant
P02	warm gray
P03	cool gray
P04	charcoal
P05	kohl

**6: SELECT ARM INSERT**  
for all models, select color; (insert will coordinate with frame unless specified)

P01	elephant
P02	warm gray
P03	cool gray
P04	charcoal
P05	kohl

**7: SELECT GLIDES**  
for all models, select color; (glides will coordinate with frame or match thermoplastic seat color unless specified)

P01	elephant
P02	warm gray
P03	cool gray
P04	charcoal
P05	kohl
P06	night
P07	eggplant
P08	tree line
P09	snow
P13	cornflower
P14	skylight

**OPTIONS** for additional information, please refer to page 64 of this book

FS	fabric shield; stain resistant finish, available on upholstered models	+ \$13
----	--	--------



## patience bariatric

48

arm chair with fixed back and 25" seat width with a capacity of 500 pounds

### DESIGN

by Fixtures Furniture Design Group

### STANDARDS

Exceeds ANSI/BIFMA X5.1- 2002 durability and safety standards to quality for bariatric 500 lbs maximum weight capacity.

### CONSTRUCTION

**UPHOLSTERED SEAT & BACK:** Seat 2" polyfoam over 9 ply contoured plywood. Back: 1" polyfoam over 9 ply contoured plywood. Outer back: ¼" polyfoam over 9 ply contoured plywood.

**FRAME:** 1" x 14 gauge steel tube frame with four 1-½" x ¾" 11 gauge rectangular steel tube seat supports.

**BACK POSTS:** Two 5/16" x 2-½" formed steel plates.

**ARMS:** Molded, glass-filled nylon tapered on each end with spring steel tube connector. Arm finish with epoxy to match frame. Arm inserts are soft, molded textured plastic.

**GLIDES:** Nonabrasive, molded nylon

### STACKING

Patience bariatric will not stack.



**ARM**

OW 33.5" OH 33.5" OD 27" AH 27" SH 18.5" WT 46 lb COM 2 yd.

see page 6 for complete dimensions

**SPECIFICATIONS** how to order, see page 71

**EXAMPLE:**

patience bariatric specification & pricing

75100	upholstered w/ arm	\$680
grade 3	Mayer, Aldine, Marsh	+ \$126
E06	satin silver	+ \$0
PO3	cool gray arm insert	+ \$0
PO3	cool grey glide	+ \$0
<b>total = \$806</b>		

**1: SELECT PATIENCE BARIATRIC**

prices shown are list (prices are for fabric grade 1 and COM; see "select seat & back finish" for additional fabric grades and prices)

upholstered patience bariatric, select model

75100	arm	\$680
-------	-----	-------

**3: SELECT OPTIONS**

for all models, select as needed; add option price to chair model price

FS	fabric shield	\$13
----	---------------	------

**3: SELECT SEAT & BACK FINISH**

for all models, indicate pattern and color (see upholstery cards for specifications); add fabric grade price to chair model price

COM/fabric grade 1	+ \$0
fabric grade 2	+ \$60
fabric grade 3	+ \$126
fabric grade 4	+ \$181
fabric grade5	+ \$231

**4: SELECT FRAME & BACK**

**SUPPORT FINISH**

for all models, select metal

E01	black
E02	gunmetal
E03	flint
E04	warm gray
E05	cool gray
E06	satin silver

or select textured metal

E51	black T
E52	gunmetal T
E53	flint T

**5: SELECT ARM INSERT**

for all models, select color; (insert will coordinate with frame unless specified)

P01	elelphant
P02	warm gray
P03	cool gray
P04	charcoal
P05	kohl

**6: SELECT GLIDES**

for all models, select color; (glides will coordinate with frame unless specified)

P01	elelphant
P02	warm gray
P03	cool gray
P04	charcoal
P05	kohl
P06	night
P07	eggplant
P08	tree line
P09	snow
P13	cornflower
P14	skylight

**OPTIONS** for additional information, please refer to page 64 of this book

FS	fabric shield; stain resistant finish	+ \$13
----	--	--------

## patience modular table

corner, intermediate and end tables for integrated groupings

### DESIGN

by Ron Kemnitzer

### STANDARDS

Meets or exceeds ANSI/BIFMA x 5.5 durability and safety standards.

### CONSTRUCTION

**LAMINATE TABLE TOP:** 1-1/4" balanced construction of 1/16" laminate. 1-1/8" high-density particle board. Backer sheet sealed completely on six sides.

**EDGE:** 1-1/4" straight T-mold edge.

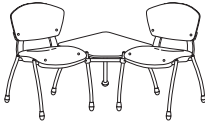
**LEGS:** 1" x 14 gauge steel tube.

**GLIDES:** Molded nylon.

**BRACKET:** Two-piece, spring-loaded sliding support bracket. All steel construction.

Cannot be used with Patience Bariatric.

# patience modular table



**CORNER TABLE W/ LEG:** OW 26" OD 26" OH 19.5" WT 31 lb **INTERMEDIATE TABLE:** OW 24" OD 20" OH 19.5" WT 21 lb  
**END TABLE W/ LEG:** OW 24" OD 20" OH 18" WT 35 lb

51

**SPECIFICATIONS** how to order, see page 71

**EXAMPLE:**  
 patience modular table specification & pricing

70994	intermediate table	\$488
E02	gunmetal frame	+ \$0
L02	fashion gray laminate	+ \$0
V05	graphite straight T edge	+ \$0
		<b>total = \$488</b>

**1: SELECT PATIENCE MODULAR-**  
 prices shown are list

patience modular table, select model

70993	corner table w/ leg	\$586
70994	intermediate table	\$488
70995	right end table w/ leg	\$617
70996	left end table w/ leg	\$617

**2: SELECT FRAME FINISH**  
 for all models, select metal; (will match chair frame finish unless specified)

E01	black
E02	gunmetal
E03	flint
E04	warm gray
E05	cool gray
E06	satın silver

or select textured metal

E51	black T
E52	gunmetal T
E53	flint T

**3: SELECT TABLE TOP FINISH**  
 for all models, select color

**solid laminates:**

L01	chalk white
L02	fashion gray
L03	maritime gray
L04	wrought iron
L05	thunder
L06	grey
L07	smoky white
L08	juarez flower
L09	bittersweet
L10	shadow blue

**woodgrain laminates:**

L11	natural pear
L12	wild cherry
L13	huntington maple
L14	monticello maple
L15	versailles anigre
L16	empire mahogany

(edge will be matching 3mm)

**other laminate:**

L17	specify manufacturer's name and code number, refer to page 69 for details.
-----	--

**4: SELECT EDGE COLOR**  
 for solid or other laminate table models, select vinyl straight-T color

V01	white
V02	dove gray
V03	smoke
V04	black
V05	graphite
V06	stone
V07	off-white

**5: SELECT GLIDES**  
 for corner and end table models, select color; (glides will coordinate with frame unless specified)

P01	elephant
P02	warm gray
P03	cool gray
P04	charcoal
P05	kohl
P06	night
P07	eggplant
P08	tree line
P09	snow
P13	cornflower
P14	skylight



## pulse

52

arm, armless and tablet chairs with flexing frame and lumbar support

### DESIGN

by Peter Haas

### STANDARDS

Meets or exceeds ANSI/BIFMA x 5.1 durability and safety standards.

### CONSTRUCTION

**THERMOPLASTIC SEAT & BACK:** Textured thermoplastic

**UPHOLSTERED SEAT & BACK PADS:** Upholstered 1/2" urethane foam over contoured molded 3-ply plywood for seat and back. Lumbar has 1/2" urethane foam over contoured thermoplastic.

**FRAME:** 1/2" diameter solid steel rod.

**ARMS:** Injection molded polypropylene with textured surface. Arm caps will match seat and back finish

**GLIDES:** Optional snap-on clear plastic.

**TABLETS:** 5/8" diameter solid steel rod with 1/2" diameter solid steel rod support. Three-ply construction with high-pressure laminate top surface, 5/8" thick high-density particle board core, with moisture-resistant backing and 3/4" bumper T-edge molding. Tablet surface available in seven colors with coordinating edge. Standard tablet surface is 15" x 18 1/2"; optional oversized and jumbo surfaces available.

### STACKING

**THERMOPLASTIC:** 6 floor/10 dolly (6 floor/10 dolly w/ arm) (0 w/ tablet)

**UPHOLSTERED:** 6 floor/10 dolly (6 floor/10 dolly w/ arm) (0 w/ tablet)

### 4-WHEEL DOLLY

00059 (\$313)

OW 26.5" OD 37" OH 26" WT 45 lb



**CONSTRUCTION:** steel; two swivel casters and two fixed casters; black epoxy

see page 61 for dolly section





**ARMLESS**      **ARM**      **TABLET**

**ow** 20.5" (24.5" w/ arm) (20.5-23.5" w/ tablet)    **od** 23" (23-29" w/ tablet)    **oh** 34" (34-40.5" w/ tablet)    **ah** 27.5"    **sh** 17.5"    **wt** 19.5 lb (22 lb w/ arm) (30.5 lb w/ tablet)    **stack** 6 floor/10 dolly (0 w/ tablet)    **upholstered: sh** +0.5"    **wt** +3.5 lb    **stack** 6 floor/10 dolly (0 w/ tablet)    **com** 0.83 yd  
see page 6 for complete dimensions

**SPECIFICATIONS** how to order, see page 71

**EXAMPLE:**  
pulse specification & pricing

59003	thermo armless	\$217
P12	red red seat and back	+ \$0
E07	bright chrome	+ \$0
		<b>total = \$217</b>

**1: SELECT PULSE**  
prices shown are list (prices are for fabric grade 1 and COM; see "select seat & back finish" for additional fabric grades and prices)

**thermoplastic pulse, select model**

59103	arm	\$276
59003	armless	\$217
59446	tablet, flip-up, right	\$373
59546	tablet, flip-up, left	\$373

**upholstered pulse, select model**

59100	arm	\$416
59000	armless	\$357
59840	tablet, flip-up, right	\$515
59940	tablet, flip-up, left	\$515

**upholstered w/ thermo back pulse, select model**

59130	arm	\$375
59030	armless	\$317
59830	tablet, flip-up, right	\$474
59930	tablet, flip-up, left	\$474

**2: SELECT OPTIONS**  
for all models, select as needed; add all option prices to chair model price

CC	glides, clear plastic	+ \$6
AM	gang, arm to arm	+ \$6
SM	gang, side to side	+ \$27

**for upholstered models, select as needed**

FS	fabric shield	+ \$13
----	---------------	--------

**for tablet models, select as needed**

OS	tablet, oversized	+ \$20
JT	tablet, jumbo	+ \$50

**3: SELECT SEAT & BACK FINISH**  
for all models, select color

- P01 elephant
- P02 warm gray
- P04 charcoal
- P05 kohl
- P06 night
- P09 snow
- P10 sunshine
- P12 red red
- P13 cornflower
- P16 kiwi
- P17 chocolate

**for upholstered models, indicate pattern and color (see upholstery cards for specifications); add fabric grade price to chair model price**

upholstered with thermo back models

- COM/fabric grade 1 + \$0
- fabric grade 2 + \$33
- fabric grade 3 + \$71
- fabric grade 4 + \$99
- fabric grade 5 + \$121

**upholstered models**

- COM/fabric grade 1 + \$0
- fabric grade 2 + \$60
- fabric grade 3 + \$126
- fabric grade 4 + \$181
- fabric grade 5 + \$231

**4: SELECT FRAME FINISH**  
for all models, select metal

- E01 black
  - E02 gunmetal
  - E03 flint
  - E04 warm gray
  - E05 cool gray
  - E06 satin silver
  - E07 bright chrome
- or select textured metal
- E51 black T
  - E52 gunmetal T
  - E53 flint T

**5: SELECT TABLET FINISH**  
for tablet models, select laminate (vinyl edge will coordinate with tablet finish)

- L01 chalk white
- L02 fashion gray
- L03 maritime gray
- L04 wrought iron
- L05 thunder
- L06 grey
- L07 smoky white

**6: SELECT DOLLY**  
dollies may also be ordered separately, see page 62

00059 4-wheel dolly \$313

**OPTIONS** for additional information, please refer to page 64 of this book

CC	glides; clear plastic	+ \$13	SM	gang; removable black plastic side to side (n/a on tablet models)	+ \$6	OS	tablet, oversized	+ \$20
AM	gang; removable black plastic, arm to arm (n/a on tablet models)	+ \$6	FS	fabric shield; stain resistant finish, available on upholstered models	+ \$13	JT	tablet, jumbo	+ \$50



## rascal

54

arm, armless and tablet chairs with wire rod frame

### DESIGN

by Zooey Chu

### STANDARDS

Meets or exceeds ANSI/BIFMA x5.1 durability and safety standards.

### CONSTRUCTION

**THERMOPLASTIC SHELL:** Textured thermoplastic

**UPHOLSTERED SEAT PAD:** Upholstered 1/2" urethane foam over 1/4" plywood.

**FRAME:** 1/2" diameter solid steel rod.

**ARMS:** Injection molded, glass reinforced nylon. Arm caps will match shell finish.

**GLIDES:** Optional snap-on clear plastic.

**TABLETS:** 5/8" diameter solid steel rod with 1/2" diameter solid steel rod support. Three ply construction with high-pressure laminate top surface, 5/8" thick high-density particle board core with moisture resistant backing, and 3/4" bumper T-edge molding. Tablet surface available in seven colors with coordinating edge. Standard tablet surface is 13" x 20"; optional oversized and jumbo surfaces available.

### STACKING

**THERMOPLASTIC:** 8 floor/ 20 dolly (6 floor/ 16 dolly w/ arm) (3 floor/3 dolly w/ tablet)

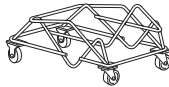
**UPHOLSTERED:** 6 floor/ 12 dolly (6 floor/ 12 dolly w/ arm) (3 floor/3 dolly w/ tablet)

### 4-WHEEL DOLLY

00009 (\$619)

OW 21" OD 36" OH 19" WT 29 lb

**CONSTRUCTION:** steel; two swivel casters and two fixed casters; black epoxy

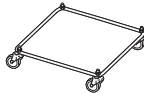


### 4-WHEEL DOLLY (FOR TABLET CHAIRS)

00005 (\$289)

OW 26" OD 28" OH 5.5" WT 31 lb

**CONSTRUCTION:** steel; swivel casters; black epoxy



see page 61 for dolly section



**ARMLESS**      **ARM**      **TABLET**

**OW** 20" (23" w/ arm) (23-24" w/ tablet)    **OH** 31.5"    **OD** 24" (30" w/ tablet)    **AH** 25.5"    **SH** 17.5"    **WT** 13 lb (13.5 lb w/ arm) (23.5 lb w/ tablet)

**STACK** 8 floor/20 dolly (6 floor/16 dolly w/ arm) (3/floor/3 dolly w/ tablet)    **UPHOLSTERED: SH** +0.5"    **WT** +2 lb

**STACK** 6 floor/12 dolly (3 floor/3 dolly w/ tablet)    **COM** 0.7 yd

see page 6 for complete dimensions

**SPECIFICATIONS** how to order, see page 71

**EXAMPLE:**  
rascal specification & pricing

65003	thermo armless	\$166
P07	eggplant shell	+ \$0
E02	gunmetal frame	+ \$0
		<b>total = \$166</b>

**1: SELECT RASCAL**  
prices shown are list (prices are for fabric grade 1 and COM; see "select seat & back finish" for additional fabric grades and prices)

thermoplastic rascal, select model

65103	arm	\$217
65003	armless	\$166
65446	tablet, flip-up, right	\$324
65546	tablet, flip-up, left	\$324

upholstered seat rascal, select model

65100	arm	\$285
65000	armless	\$231
65840	tablet, flip-up, right	\$393
65940	tablet, flip-up, left	\$393

**2: SELECT OPTIONS**  
for all models, select as needed; add all option prices to chair model price

CC	glides, clear plastic	+ \$13
AM	gang, arm to arm	+ \$6
SM	gang, side to side	+ \$6
RB	bookrack	+ \$99

for tablet models

OS	tablet, oversized	+ \$20
JT	tablet, jumbo	+ \$50

for upholstered models

FS	fabric shield	+ \$13
----	---------------	--------

**3: SELECT SHELL FINISH**  
for all models, select color

P01	elephant
P02	warm gray
P03	cool gray
P04	charcoal
P05	kohl
P06	night
P07	eggplant
P08	tree line
P09	snow
P10	sunshine
P11	tangerine
P12	red red
P13	cornflower
P14	skylight
P15	ocean
P16	kiwi

for upholstered seat models, indicate pattern and color (see upholstery cards for specifications); add fabric grade price to chair model price

COM/fabric grade 1	+ \$0
fabric grade 2	+ \$33
fabric grade 3	+ \$71
fabric grade 4	+ \$99
fabric grade 5	+ \$121

**4: SELECT FRAME FINISH**  
for all models, select metal

E01	black
E02	gunmetal
E03	flint
E04	warm gray
E05	cool gray
E06	satin silver
E07	bright chrome

or select textured metal

E51	black T
E52	gunmetal T
E53	flint T

**5: SELECT TABLET FINISH**  
for tablet models, select laminate (vinyl edge will coordinate with tablet finish)

L01	chalk white
L02	fashion gray
L03	maritime gray
L04	wrought iron
L05	thunder
L06	grey
L07	smoky white

**6: SELECT DOLLY**  
dollies may also be ordered separately, see page 62

00009	4-wheel dolly	\$619
00005	4-wheel dolly	\$289

**OPTIONS** for additional information, please refer to page 64 of this book

CC	glides; clear plastic	+ \$13	SM	gang; removable black plastic; side to side (n/a on tablet models)	+ \$6	OS	tablet, oversized	+ \$20
AM	gang; removable black plastic; arm to arm (n/a on tablet models)	+ \$6	RB	bookrack	+ \$99	JT	tablet, jumbo	+ \$50
						FS	fabric shield; stain resistant finish, available on upholstered models	+ \$13



## tandem

56

### Modular seat units

#### DESIGN

by Fixtures Furniture Design Group

#### CONSTRUCTION

**ALBI:** see page 8 for seat, back and frame construction information

**ASTRO:** see page 18 for seat, back and frame construction information

**BOLA:** see pages 20 for seat, back and frame construction information

**D CHAIR:** see page 30 for seat, back and frame construction information

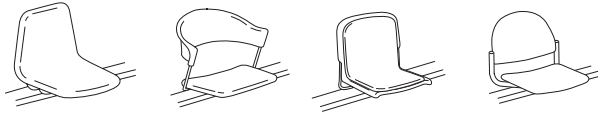
**TANDEM RAILS:** 2" x 12 gauge steel tube legs. 2" x 3" steel box cross beam.

**ARMS:** Full loop arm. Available in textured thermoplastic only.

**TABLET:** 1" diameter, 12 gauge steel tube frame. Three-ply construction with high-pressure laminate top surface, 5/8" thick high-density particle board core with moisture resistant backing and 3/4" bumper-T edge molding. Table surface available in seven color with coordinating edge.

**PEDESTAL MOUNT:** 3" diameter, 14 gauge steel tube base. Mounting plate 7 gauge die-cut steel welded to steel tube. Optional swivel or return swivel mechanisms available.

# tandem seat units



ASTRO

ALBI

D CHAIR

BOLA

ASTRO: OW 22" OH 32" OD 22" SH 18" WT 21 lb ALBI: OW 22" OH 32" OD 21" SH 18" WT 30 lb

D CHAIR: OW 20" OH 32" OD 23" SH 18" WT 23 lb UPHOLSTERED: SH +0.5" WT +2 lb

BOLA: OW 21" OH 31" OD 22" SH 17" WT 17 lb UPHOLSTERED: SH +1" OH +3" conference back WT +15 lb

**SPECIFICATIONS** how to order, see page 71

**EXAMPLE:**

tandem specification & pricing

56444	bola wood	\$500
W02	natural cherry seat and back	+ \$0
E52	black-T frame	+ \$0
		<b>total = \$500</b>

**1: SELECT TANDEM**

prices shown are list (prices are for fabric grade 1 and COM; see "select seat & back finish" for additional fabric grades and prices)

thermoplastic seat unit, select model

56260	albi	\$212
56220	astro	\$116
56203	d chair	\$128

upholstered seat unit, select model

56442	bola	\$360
56448	bola, conference back	\$434
56203AB	d chair	\$273

wood seat unit, select model

56444	bola	\$500
-------	------	-------

**2: SELECT OPTIONS**

for all models, select as needed; add options prices to chair model price

for albi models

KH	bright chrome	+ \$20
----	---------------	--------

for astro models

KH	bright chrome	+ \$7
----	---------------	-------

for bola upholstered models

AX	1" extra foam for seat	+ \$13
CA	CAL 133 fire retardant process	+ \$39
KH	bright chrome	+ \$20

for all upholstered models

FS	fabric shield	+ \$13
----	---------------	--------

**3: SELECT SEAT & BACK FINISH**

for thermoplastic albi and astro models, select color

P01	elephant
P02	warm gray
P03	cool gray
P04	charcoal
P05	kohl
P06	night
P07	eggplant
P08	tree line
P09	snow
P10	sunshine
P11	tangerine
P12	red red
P13	cornflower
P14	skylight
P15	ocean
P16	kiwi
P17	chocolate (n/a on albi)

for upholstered bola models, indicate pattern and color (see upholstery cards for specifications); add fabric grade price to chair model price

COM/fabric grade 1	+ \$0
fabric grade 2	+ \$60
fabric grade 3	+ \$126
fabric grade 4	+ \$181
fabric grade 5	+ \$231

for wood bola models, select color

W01	natural beech
W02	natural cherry
W03	dark cherry
W04	medium walnut
W05	mahogany
W06	ebony

for thermoplastic d chair models, select color

P01	elephant
P02	warm gray
P03	cool gray
P04	charcoal
P05	kohl
P06	night
P07	eggplant
P08	tree line
P09	snow
P10	sunshine
P11	tangerine
P12	red red
P13	cornflower
P14	skylight
P15	ocean
P16	kiwi
P17	chocolate

for upholstered d chair models, indicate pattern and color (see upholstery cards for specifications); add fabric grade price to chair model price

COM/fabric grade 1	+ \$0
fabric grade 2	+ \$60
fabric grade 3	+ \$126
fabric grade 4	+ \$181
fabric grade 5	+ \$231

**4: SELECT FRAME FINISH**

for all models, select metal; (will match seat rail finish unless specified)

E01	black
E02	gunmetal
E03	flint
E04	warm gray
E05	cool gray
E06	satin silver
E07	bright chrome-option KH \$20 up-charge (albi, bola); \$7 up-charge (astro)

or select textured metal

E51	black T
E52	gunmetal T

**OPTIONS** for additional information, please refer to page 64 of this book

KH	bright chrome frame finish; albi and bola	+ \$20	AX	1" extra foam for seat	+ \$13	FS	fabric shield;	+ \$13
	astro	+ \$7	CA	CAL 133 fire retardant process; COM does not apply	+ \$39		stain resistant finish, available on upholstered models	

# tandem rail



RAIL



PEDESTAL MOUNT

58

SPECIFICATIONS how to order, see page 71			
<b>EXAMPLE:</b> tandem rail specification & pricing			
56022	2 seat rail	\$492	
E51	black-T frame	+ \$0	
		<b>total = \$492</b>	
<b>1: SELECT TANDEM</b> prices shown are list			
rails and accessories for tandem seat units, select model			
56022	rail, 2 seat	\$492	
56023	rail, 3 seat	\$632	
56024	rail, 4 seat	\$774	
56025	rail, 5 seat	\$914	
56026	rail, 6 seat	\$1,053	
56027	rail, 2 seat modular	\$279	
56030	pedestal mount, single position	\$85	
<b>2: SELECT OPTIONS</b> for all models, select as needed; add all option prices to tandem model price			
XB	back to back adapter	+ \$66	
XF	floor attachment kit	+ \$39	
XW	wall saver foot option	+ \$39	
SR	return swivel	+ \$113	
SV	360° swivel	+ \$113	
<b>3: SELECT RAIL OR PEDESTAL MOUNT FINISH</b> for all models, select metal			
E01	black		
E02	gunmetal		
E03	flint		
E04	warm gray		
E05	cool gray		
E06	satin silver		
or textured metal			
E51	black T		
E52	gunmetal T		
E53	flint T		

OPTIONS for additional information, please refer to page 64 of this book								
XB	back to back adapter; black-T only	+ \$66	XW	wall saver attachment; black-T only, converts rails to wallsavers (not field installable)	+ \$39	SR	swivel, return	+ \$113
XF	floor attachment kit; black-T only	+ \$39				KH	swivel, 360°	+ \$113



**TABLET**      **LOOP ARM**      **PEDESTAL MOUNT**      **CORNER TABLE**      **INTERMEDIATE TABLE**

**CORNER TABLE: OW 38" OD 38" OH 18" WT 31 lb**  
**INTERMEDIATE TABLE: OW 20" OD 20" OH 18" WT 31 lb**

SPECIFICATIONS how to order, see page 71																																																																							
<p><input type="checkbox"/> <b>1: SELECT ACCESSORIES</b> for all models, select as needed; add accessories prices to seat unit price</p> <table border="0"> <tr><td>56781</td><td>tablet, 13" x 20", right (n/a on albi)</td><td>\$143</td></tr> <tr><td>56782</td><td>tablet, 13" x 20", left (n/a on albi)</td><td>\$143</td></tr> <tr><td>56785</td><td>tablet, 10" x 14", right</td><td>\$143</td></tr> <tr><td>56786</td><td>tablet, 10" x 14", left</td><td>\$143</td></tr> <tr><td>56770</td><td>loop arm</td><td>\$72</td></tr> <tr><td>56790</td><td>intermediate table</td><td>\$297</td></tr> <tr><td>56792</td><td>corner table</td><td>\$776</td></tr> </table>	56781	tablet, 13" x 20", right (n/a on albi)	\$143	56782	tablet, 13" x 20", left (n/a on albi)	\$143	56785	tablet, 10" x 14", right	\$143	56786	tablet, 10" x 14", left	\$143	56770	loop arm	\$72	56790	intermediate table	\$297	56792	corner table	\$776	<p><input type="checkbox"/> <b>3: SELECT TABLE TOP FINISH</b> for table models, select laminate</p> <p>solid laminates:</p> <table border="0"> <tr><td>L01</td><td>chalk white</td></tr> <tr><td>L02</td><td>fashion gray</td></tr> <tr><td>L03</td><td>maritime gray</td></tr> <tr><td>L04</td><td>wrought iron</td></tr> <tr><td>L05</td><td>thunder</td></tr> <tr><td>L06</td><td>grey</td></tr> <tr><td>L07</td><td>smoky white</td></tr> <tr><td>L08</td><td>juarez flower</td></tr> <tr><td>L09</td><td>bittersweet</td></tr> <tr><td>L10</td><td>shadow blue</td></tr> </table> <p>woodgrain laminates:</p> <table border="0"> <tr><td>L11</td><td>natural pear</td></tr> <tr><td>L12</td><td>wild cherry</td></tr> <tr><td>L13</td><td>huntington maple</td></tr> <tr><td>L14</td><td>monticello maple</td></tr> <tr><td>L15</td><td>versailles anigre</td></tr> <tr><td>L16</td><td>empire mahogany</td></tr> </table> <p>(edge will be matching 3mm)</p> <p>other laminate:</p> <table border="0"> <tr><td>L17</td><td>specify manufacturer's name and code number; refer to page 69 for details.</td></tr> </table>	L01	chalk white	L02	fashion gray	L03	maritime gray	L04	wrought iron	L05	thunder	L06	grey	L07	smoky white	L08	juarez flower	L09	bittersweet	L10	shadow blue	L11	natural pear	L12	wild cherry	L13	huntington maple	L14	monticello maple	L15	versailles anigre	L16	empire mahogany	L17	specify manufacturer's name and code number; refer to page 69 for details.	<p><input type="checkbox"/> <b>5: SELECT TABLET FINISH</b> for tablet models, select laminate; (vinyl edge will coordinate with tablet finish)</p> <table border="0"> <tr><td>L01</td><td>chalk white</td></tr> <tr><td>L02</td><td>fashion gray</td></tr> <tr><td>L03</td><td>maritime gray</td></tr> <tr><td>L04</td><td>wrought iron</td></tr> <tr><td>L05</td><td>thunder</td></tr> <tr><td>L06</td><td>grey</td></tr> <tr><td>L07</td><td>smoky white</td></tr> </table>	L01	chalk white	L02	fashion gray	L03	maritime gray	L04	wrought iron	L05	thunder	L06	grey	L07	smoky white
56781	tablet, 13" x 20", right (n/a on albi)	\$143																																																																					
56782	tablet, 13" x 20", left (n/a on albi)	\$143																																																																					
56785	tablet, 10" x 14", right	\$143																																																																					
56786	tablet, 10" x 14", left	\$143																																																																					
56770	loop arm	\$72																																																																					
56790	intermediate table	\$297																																																																					
56792	corner table	\$776																																																																					
L01	chalk white																																																																						
L02	fashion gray																																																																						
L03	maritime gray																																																																						
L04	wrought iron																																																																						
L05	thunder																																																																						
L06	grey																																																																						
L07	smoky white																																																																						
L08	juarez flower																																																																						
L09	bittersweet																																																																						
L10	shadow blue																																																																						
L11	natural pear																																																																						
L12	wild cherry																																																																						
L13	huntington maple																																																																						
L14	monticello maple																																																																						
L15	versailles anigre																																																																						
L16	empire mahogany																																																																						
L17	specify manufacturer's name and code number; refer to page 69 for details.																																																																						
L01	chalk white																																																																						
L02	fashion gray																																																																						
L03	maritime gray																																																																						
L04	wrought iron																																																																						
L05	thunder																																																																						
L06	grey																																																																						
L07	smoky white																																																																						
<p><input type="checkbox"/> <b>2: SELECT OPTIONS</b> select as needed; add option price to accessory price</p> <table border="0"> <tr><td>OS</td><td>oversized tablet</td><td>+ \$20</td></tr> </table>	OS	oversized tablet	+ \$20	<p><input type="checkbox"/> <b>4: SELECT EDGE COLOR</b> for solid or other laminate table models, select vinyl edge</p> <table border="0"> <tr><td>V01</td><td>white</td></tr> <tr><td>V02</td><td>dove gray</td></tr> <tr><td>V03</td><td>smoke</td></tr> <tr><td>V04</td><td>black</td></tr> <tr><td>V05</td><td>graphite</td></tr> <tr><td>V06</td><td>stone</td></tr> <tr><td>V07</td><td>off-white</td></tr> </table>	V01	white	V02	dove gray	V03	smoke	V04	black	V05	graphite	V06	stone	V07	off-white																																																					
OS	oversized tablet	+ \$20																																																																					
V01	white																																																																						
V02	dove gray																																																																						
V03	smoke																																																																						
V04	black																																																																						
V05	graphite																																																																						
V06	stone																																																																						
V07	off-white																																																																						

OPTIONS for additional information, please refer to page 64 of this book		
OS	oversized tablet (only available on models 56781 and 56782)	+ \$20

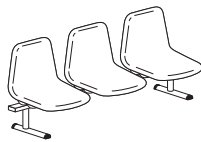
# tandem ordering guide

Tandems are available in two or more seat straight units and with the addition of the unique corner table can be configured in many custom layouts. Several units can be joined to provide longer runs without an objectionable clutter of legs, and options include a wall saver and a back-to-back adapter for island applications.

60

1. Specify the number of seats per tandem unit, and the model numbers of the seats, specify the rail model number based on the number of seats.

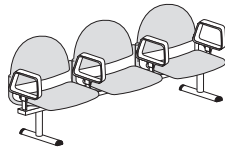
This would describe a 3-seat tandem with three Astro Thermoplastic seats.



3 ea. 56220 Seat  
1 ea. 56023 Rail


2. Arms and tablet arms are attached directly to the tandem beam, and are specified independent of the seats. For Example:

This would describe a 3-seat tandem with three Bola Conference seats and arms at the ends and between each seat.

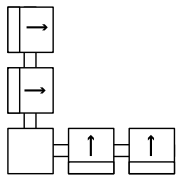


3 ea. 56448 Seat  
4 ea. 56770 Arm  
1 ea. 56023 Rail

3. The corner table may not be positioned at the end of a tandem unit, and requires a straight run of at least two seats on either side. For Example:



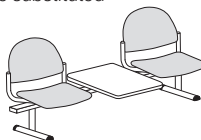
4 ea. 56260 Seat  
1 ea. 56792 Table  
2 ea. 56022 Rail



This would describe a corner arrangement of two 2-seat rails with Albi seats, and a corner table.

4. Intermediate tables, 56790 can be substituted in any seat position. For example:

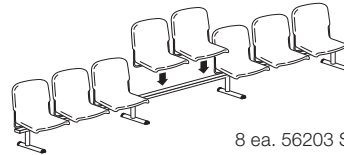
This would be a 2-seat unit with two upholstered Bola seats flanking an intermediate table.



2 ea. 56442 Seat  
1 ea. 56790 Table  
1 ea. 56023 Rail

See Tandem Accessories, page 59, for information on ordering Corner and Intermediate Tables, Tablets, and Rails.

5. For straight tandems longer than 6 seats, use the 2-seat module between 2 complete tandem rail units.



8 ea. 56203 Seat  
2 ea. 56023 Rail  
1 ea. 56027 Module

6. The Fixtures tandem system is extremely flexible and will adapt to virtually any layout. Layout and specification assistance is available at no charge, call toll free 800/821-3500. Many applications may require custom details, or special sizes or shapes; we would like to work with you to provide suitable solutions to meet those needs.

## Single Position Pedestal Mounts

Single position pedestal mounts for tandem seats are available. The pedestal is a fixed unit. The -SR and -SV are a return swivel and a 360° swivel, respectively, which can only be used with the 56030 pedestal. The 56781 and 56785 flip-up tablets may also be used with these mounts. For example:




56220-56030, 56781 tablet. This would be an Astro Thermoplastic Seat with a flip up tablet on a fixed pedestal.



56442-56030, SR This would be an Bola Upholstered Seat on a 56442-56030, SR swivel return and a pedestal.





**TYPICAL CONFIGURATIONS**

Longer, straight units are available by using the modular 56027 rail with any two complete units of two seats or more.

Seats and intermediate tables on a rail are 22\"/>

# dollies

two wheel or four wheel dollies for stacking, storing and moving

62



**2-WHEEL DOLLY USED TO TRANSPORT FLOOR STACK**

00001 (\$289)

OH 47" OW 25" OD 9.5" WT 18 lb

**CONSTRUCTION:** steel; ball bearing wheels; black epoxy

**FOR:** astro



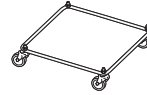
**2-WHEEL DOLLY USED TO TRANSPORT FLOOR STACK**

00003 (\$310)

OH 51" OW 25" OD 10" WT 30 lb

**CONSTRUCTION:** steel; ball bearing wheels; black epoxy

**FOR:** albi, bola, encore



**4-WHEEL DOLLY**

00005 (\$289)

OH 5.5" OW 26" OD 28" WT 31 lb

**CONSTRUCTION:** steel; swivel casters; black epoxy

**FOR:** allure, astro, bola, encore, morphix



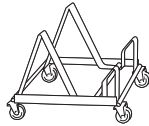
**4-WHEEL DOLLY**

00009 (\$619)

OH 19" OW 21" OD 36" WT 29 lb

**CONSTRUCTION:** steel; two swivel casters and two fixed casters; black epoxy

**FOR:** d chair, jazz, rascal



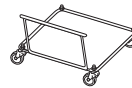
**4-WHEEL DOLLY**

00019 (\$378)

OH 17" OW 23" OD 21" WT 21 lb

**CONSTRUCTION:** steel; two swivel casters and two fixed casters; black epoxy

**FOR:** albi



**4-WHEEL DOLLY**

00059 (\$313)

OH 26" OW 26.5" OD 37" WT 45 lb

**CONSTRUCTION:** steel; swivel casters; black epoxy

**FOR:** pulse



**4-WHEEL DOLLY**

00062 (\$589)

OH 19" OW 20.5" OD 36" WT 26 lb

**CONSTRUCTION:** steel; two swivel casters and two fixed casters; black epoxy

**FOR:** fetch



**4-WHEEL DOLLY**

00067 (\$623)

OH 18" OW 23" OD 36" WT 30 lb

**CONSTRUCTION:** two swivel casters and two fixed casters; black epoxy

**FOR:** emotion



**4-WHEEL DOLLY**

00068 (\$481)

OH 37" OW 23" OD 36" WT 30 lb

**CONSTRUCTION:** two swivel casters and two fixed casters; black epoxy

**FOR:** elate



## options directory



**CC (\$13)**  
**GLIDES**  
 clear plastic  
**FOR:** astro, d chair, fetch, jazz, emotion, pulse, rascal



**CG (n/c)**  
**GLIDES**  
 clear, flat  
**FOR:** allure (n/a on sled models)



**KF (n/c)**  
**GLIDES, FORMAL**  
 available in all bola thermoplastic colors  
**FOR:** bola, bola for children, bola modular tables (n/a on wallsave models)



64

**LL (\$34)**  
**GLIDES**  
 black plastic  
**FOR:** albi



**HC (\$34)**  
**CASTERS, HARD FLOOR**  
 black nylon  
**FOR:** allure, bola, (n/a on tablet and bariatric models) stacking not recommended



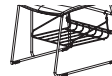
**SC (\$34)**  
**CASTERS, SOFT FLOOR**  
 black nylon  
**FOR:** allure, bola, (n/a on tablet and bariatric models) stacking not recommended



**BZ (\$99)**  
**BOOKRACK**  
 epoxy finish to match frame  
**FOR:** elate



**EB (\$99)**  
**BOOKRACK**  
 bright chrome  
**FOR:** emotion  
 (only available on tablet models)



**FB (\$94)**  
**BOOKRACK**  
 epoxy finish to match frame  
**FOR:** fetch  
 (only available on tablet models)



**PB (\$94)**  
**BOOKRACK**  
 epoxy finish to match frame  
**FOR:** patience (n/a on intensive use or bariatric models)



**RB (\$99)**  
**BOOKRACK**  
 bright chrome  
**FOR:** rascal

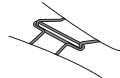


**OS (\$20)**  
**TABLET, 15" X 20" OVERSIZED**  
**FOR:** allure, astro, bola, emotion, elate, fetch, jazz, patience, pulse, rascal, tandem

**JT (\$50)**  
**TABLET, 18" X 24" JUMBO**  
**FOR:** allure, bola, elate, emotion, fetch, jazz, patience, pulse, rascal



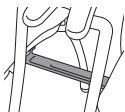
**OS (\$20)**  
**TABLET, 15" X 20" OVERSIZED**  
**FOR:** allure, astro, bola, emotion, elate, fetch, jazz, patience, pulse, rascal, tandem



**AG (\$27)**  
**GANG, ARM TO ARM**  
 steel wire, black epoxy  
**FOR:** allure (n/a on tablet and bariatric models) chairs will not stack



**AM (\$6)**  
**GANG, ARM TO ARM**  
 black plastic  
**FOR:** jazz, pulse, rascal (n/a on pulse and rascal tablet models)



**AP (\$48)**  
**GANG, ARM TO ARM**  
 self storing; steel swing, epoxy finish to match frame  
**FOR:** patience (n/a on tablet and bariatric models)



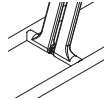
**GR (\$21)**  
**GANG, ARM TO ARM AND SIDE TO SIDE**  
 steel clamp, epoxy finish to match frame  
**FOR:** bola (n/a on tablet models)



**GT (\$21)**  
**GANG, SIDE TO SIDE**  
 black plastic  
**FOR:** elate (factory installed)



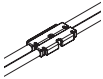
**GU (\$21)**  
**GANG, STEEL ARM TO STEEL ARM**  
 black plastic  
**FOR:** elate  
 factory installed



**GV (\$21)**  
**GANG, MOLDED ARM TO MOLDED ARM**  
 black plastic  
**FOR:** elate (gang not field installable)  
 factory installed



**KG (\$16)**  
**GANG, RETRACTABLE ARM TO ARM AND SIDE TO SIDE**  
 steel, black epoxy  
**FOR:** allure (n/a on tablet and bariatric models); factory installed



**KK (\$6)**  
**GANG**  
 black plastic  
**FOR:** albi (n/a on tablet models)



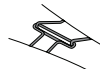
**KR (\$16)**  
**GANG, RETRACTABLE ARM TO ARM AND SIDE TO SIDE**  
 steel, black epoxy  
**FOR:** bola (n/a on thermoplastic or tablet models); factory installed



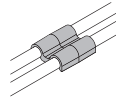
**KS (\$27)**  
**GANG COVER**  
 optional cover for retractable gang (KG),  
 black epoxy  
**FOR:** allure (n/a on tablet and bariatric models)



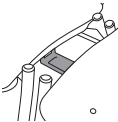
**KS (\$27)**  
**GANG COVER**  
 optional cover for retractable gang (KR),  
 black epoxy  
**FOR:** bola (n/a on thermoplastic or tablet models)



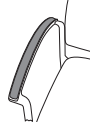
**SG (\$19)**  
**GANG, SIDE TO SIDE**  
 steel wire, black epoxy  
**FOR:** allure (n/a on tablet and bariatric models)



**SM (\$6)**  
**GANG, SIDE TO SIDE**  
 black plastic  
**FOR:** d chair, fetch, jazz, pulse  
 (n/a on tablet models)



**SP (\$48)**  
**GANG, SIDE TO SIDE**  
 self storing; steel swing, epoxy finish  
 to match frame  
**FOR:** patience (n/a on tablet and bariatric models)



**RS (\$52)**  
**ARM INSERTS, UPHOLSTERED**



**RW (\$67)**  
**ARM INSERTS, WOOD**

**AX (\$13)**  
**1" EXTRA FOAM FOR SEAT**  
 stacking disclaimed  
**FOR:** allure, applause, bola, encore

**CA (\$39) (\$67 FETCH) (\$80 BOLA BENCH)**  
**CAL 133 FIRE RETARDANT PROCESS**  
 upholstered models only, COM does  
 not apply  
**FOR:** allure, bola, fetch, morphix, patience

**CF (\$67 BOLA) (\$42 FETCH)**  
**CAL 133 FIRE RETARDANT PROCESS**  
 thermoplastic models only, P05 kohl only  
**FOR:** bola, fetch

**FS (\$13)**  
**FABRIC SHIELD**  
 upholstered models only  
**FOR:** albi, allure, bola, d chair, elate, emotion,  
 encore, fetch, morphix, patience, pulse,  
 rascal

**XX (\$7)**  
**METAL TAPINS IN PLACE OF CLEAR PLASTIC**  
 zinc plated  
**FOR:** astro

**KH (\$20) (\$32 MORPHIX) (\$7 ASTRO)**  
**BRIGHT CHROME**  
**FOR:** albi, allure, astro, bola, bola for children,  
 elate, encore, morphix, patience

## options directory

**SR (\$113)****SWIVEL, RETURN**

**FOR:** single position pedestal mount  
(raises seat height by 1.5")

**SV (\$113)****SWIVEL, 360 DEGREES**

**FOR:** single position pedestal mount  
(raises seat height by 1.5")

**XB (\$67)****BACK-TO-BACK ADAPTER**

black T  
**FOR:** for tandem rails

**66****XF (\$39)****FLOOR ATTACHMENT KIT**

black T  
**FOR:** tandem rails (fasteners not provided)

**XW (\$39)****WALL SAVER FOOT**

black T, (converts tandem rails to wall savers)  
**FOR:** tandem rails (not field installable)

# finishes

Fixtures Furniture's collection of everyday furniture comes to life with a coordinated collection of thermoplastic, upholstery, metal, laminate and wood veneer finishes. Created by Eva Maddox Branded Environments | Perkins & Will, the color palette was designed to complement the environment and its surroundings.

Hard finish samples can be ordered through the Customer Service department at 800/821-3500 or [www.fixturesfurniture.com](http://www.fixturesfurniture.com).

### THERMOPLASTICS

The thermoplastic selection includes a collection of warm and cool neutrals, muted jewel tones and soft brights intermixed between opaque and translucent plastic.

The seat and back shells are constructed of high impact injected molded polypropylene with a lightly textured finish, pigmented throughout with your choice of non-fading colors. Please refer to page 69 for a matrix of available thermoplastic seat and back colors for each chair line. Not all colors are available on all chair lines.

#### Opaque

P01	elephant	P10	sunshine
P02	warm gray	P11	tangerine
P03	cool gray	P12	red red
P04	charcoal	P13	cornflower
P05	kohl	P14	skylight
P06	night	P07	eggplant
P15	ocean	P16	kiwi
P08	tree line	P17	chocolate
P09	snow		

#### Translucent

T01	frost	T06	caribbean
T02	lemon mist	T07	kiwi lite
T03	orange juice	T08	ash
T04	raspberry	T09	smoke
T05	periwinkle		

Fixtures Furniture has the ability to custom match thermoplastic to a Pantone chip. A minimum of 250 pieces are required for a custom thermoplastic color. Ancillary pieces (i.e. inserts, glides, shell caps) require more than 250 pieces for custom colors. Call Customer Service for minimums, up-charges and lead times.

### UPHOLSTERY

Fixtures Furniture offers an assortment of high quality fabric and vinyls selected to complement our seating products and meet the needs of contract seating. The collection meets rigorous testing requirements and can be specified on any of our chairs. As a service, Fixtures Furniture can purchase fabrics for its customers. All fabrics are subject to testing approval and upholstery quality. Some fabrics may not pass our standards.

For ease of ordering, we have pre-graded into the Fixtures Furniture line Momentum Textiles, KnollTextiles and Mayer Fabrics. See page 74 for a complete listing. Not all have been tested and approved. Consult the COM approval page at [www.fixturesfurniture.com](http://www.fixturesfurniture.com) or contact the Fixtures Furniture Customer Service department at 800/821-3500 for approval.

#### California Flammability Code 117

All chairs manufactured by Fixtures Furniture that contain foam and upholstery materials comply with California Flammability Code 117 and BIFMA F-1-1978 unless a Customer's Own Material (COM) is used, in which instance Fixtures Furniture cannot specify its flame retardant properties.

#### California Technical Bulletin 133

The State of California Technical Bulletin #133 (TB133) is a flammability test for seating products used in hospitals, hotels, nursing homes, and other public venues. TB133 is law in California and is the law or under consideration in various national, other state and local regulating agencies. Each may have pass/fail criteria different from California. Special construction is required to meet TB133 criteria. Fixtures Furniture offers TB133 construction (Option-CA) on many standard products, when upholstered in most stock upholstery, as priced on each page of this Price Book. When using a customer's own material (COM), Fixtures Furniture cannot specify flame-retardant properties.

CAL 133 usually pertains to upholstered furniture, but under certain circumstances it may be required for non-upholstered products. Fixtures Furniture offers the Bola and Fetch with fire-retardant thermoplastic (Option-CF). For additional products with CAL 133 thermoplastic, please contact Customer Service.

# finishes

## Fabric Shield Stain Resistant Finish

Fixtures Furniture offers an optional stain-resistant finish, which can be applied to most upholstery. Fabric Shield does not change upholstery appearance. This pressure applied topical treatment helps make cleaning easier and adds antimicrobial, anti-static and ultraviolet protection characteristics to upholstery. Fabric Shield (option -FS) can withstand multiple commercial cleanings with neutral pH shampoo without loss of effectiveness. Once applied, Fabric Shield is completely safe to the user and the environment and contains no mineral spirits or combustible materials. For more information, contact the Fixtures Furniture Customer Service department at 800/821-3500 for approval.

68

## FABRIC PROGRAM

Memo samples can be ordered through the various fabric manufacturers.

### KNOLL TEXTILES CALL 866/565-5858 FOR MEMO SAMPLES

Gala	fabric grade 5
Hula Hoop	fabric grade 5
Stacks	fabric grade 3

### MAYER FABRICS CALL 800/428-4415 FOR MEMO SAMPLES

Aldine	fabric grade 3
Bravo	fabric grade 4
Finish Line	fabric grade 3
Forte	fabric grade 1
In the Groove	fabric grade 3
Jubilee	fabric grade 2
Paradigm	fabric grade 4
Quattro	fabric grade 1

### MOMENTUM TEXTILES CALL 800/366-6839 FOR MEMO SAMPLES

Agora	fabric grade 2
Essentia	fabric grade 4
Expo	fabric grade 1
Faze	fabric grade 4
Fleck	fabric grade 3
Infusion	fabric grade 4
Insight	fabric grade 1
Jay	fabric grade 4
Mindset	fabric grade 4
Prodigy	fabric grade 2
Sublime	fabric grade 3
Tatami	fabric grade 3
Topanga	fabric grade 4

### SINA PEARSON CALL 212/366-1146 FOR MEMO SAMPLES (MENTION FIXTURES FURNITURE WHEN ORDERING)

Cabana Stripe	fabric grade 5
Calypso	fabric grade 5
Fern	fabric grade 5

## WOOD STAIN FINISHES

Fixtures Furniture offers an assortment of stain finishes or natural beech to complement our seating line. We use only the finest rotary cut European beech veneer and guarantee no visible seams on the face.

Due to the natural properties of wood, variations of grain pattern and finish can be expected. Wood finish names describe color only, not wood species. The selected wood stain is applied to beech veneer and hardwood.

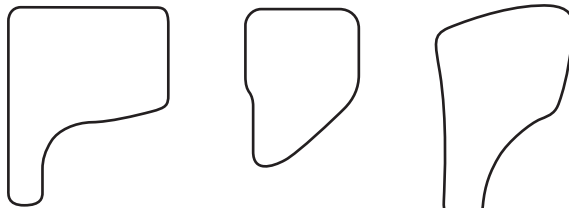
W01 natural beech	W04 medium walnut
W02 natural cherry	W05 mahogany
W03 dark cherry	W06 ebony

Fixtures Furniture has the ability to custom match wood stains. A minimum of 250 pieces are required for a custom stain. Call Customer Service for up-charges and lead times.

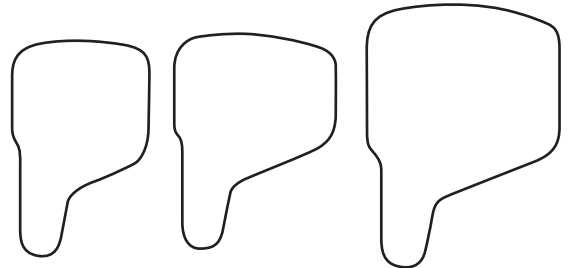
## FRAME FINISHES

Epoxy metal finishes are applied as powder, then baked at high temperature to a hard, smooth surface. Epoxy is resistant to scratching, peeling or chipping, and abrasion, impact, chemicals and rust. Bright chrome is polished to assure a bright lustrous finish. Fixtures Furniture supplies the finest commercial chrome available for indoor furniture.

E01 black	E06 satin silver
E02 gunmetal	E07 bright chrome
E03 flint	E51 black T
E04 warm gray	E52 gunmetal T
E05 cool gray	E53 flint T



<b>PULSE</b>	<b>ALBI, BOLA</b>	<b>EMOTION, JAZZ</b>
15" x 18½"	10" x 14"	13" x 19½"



<b>ALLURE, ASTRO, ELATE, FETCH, PATIENCE, RASCAL</b>	<b>(OPTION OS) ALLURE, ASTRO, BOLA, EMOTION, ELATE, FETCH, JAZZ, PATIENCE, PULSE, RASCAL</b>	<b>(OPTION JT) ALLURE, BOLA, ELATE, EMOTION, FETCH, JAZZ, PATIENCE, PULSE, RASCAL</b>
13" x 20"	15" x 20"	18" x 24"



# finishes

## TABLET LAMINATES

Fixtures Furniture offers a selection of seven laminates for the tablet surface that coordinate with our thermoplastic, upholstery and wood veneer collections. Tablets are constructed with three-ply construction with a high-pressure laminate top surface, 5/8" thick high-density particle board core with moisture-resistant backing, and 3/4" bumper T-edge molding. The edge banding will coordinate with the laminate.

Fixtures Furniture products use a variety of tablet shapes and sizes for each individual product. Please see page 68 for the shape and size of the various tablets. Many of our chairs are available with an optional oversized or jumbo tablet. Please see options –OS and –JT in the price book for availability and up-charges.

- |     |               |     |             |
|-----|---------------|-----|-------------|
| L01 | chalk white   | L05 | thunder     |
| L02 | fashion gray  | L06 | grey        |
| L03 | maritime gray | L07 | smoky white |
| L04 | wrought iron  |     |             |

## TABLE SURFACES

Fixtures Furniture offers a selection of sixteen high pressure laminates for our table surfaces. We also offer selected "standard" laminate choices from domestic producers at no additional up-charge. For a complete list of these laminates, please visit [www.fixturesfurniture.com](http://www.fixturesfurniture.com). Table surfaces coordinate with our thermoplastic, upholstery, metal and wood veneer collections. Tables are 1 1/4" balanced construction with a 1 1/8" high-density particle board core. Laminate and backer sheet are sealed on all six sides.

Woodgrain laminates are part of the Wilsonart FineGrain Premium finish collection. FineGrain features the polish and hue of wood veneer, yet boasts the performance of a high pressure laminate.

### Solid Laminates:

- |     |               |     |               |
|-----|---------------|-----|---------------|
| L01 | chalk white   | L06 | grey          |
| L02 | fashion gray  | L07 | smoky white   |
| L03 | maritime gray | L08 | juarez flower |
| L04 | wrought iron  | L09 | bittersweet   |
| L05 | thunder       | L10 | shadow blue   |

### Woodgrain Laminates:

- |     |                  |     |                   |
|-----|------------------|-----|-------------------|
| L11 | natural pear     | L14 | monticello maple  |
| L12 | wild cherry      | L15 | versailles anigre |
| L13 | huntington maple | L16 | empire mohogany   |

### Edges:

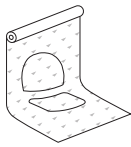
- |     |           |     |           |
|-----|-----------|-----|-----------|
| V01 | white     | V05 | graphite  |
| V02 | dove gray | V06 | stone     |
| V03 | smoke     | V07 | off-white |
| V04 | black     |     |           |

(woodgrain laminates have a matching 3mm)

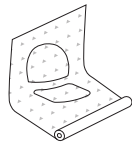
## THERMOPLASTIC SEAT AND BACK COLORS

	P01 elephant	P02 warm gray	P03 cool gray	P04 charcoal	P05 kohl	P06 night	P07 eggplant	P08 tree line	P09 snow	P10 sunshine	P11 tangerine	P12 red red	P13 cornflower	P14 skylight	P15 ocean	P16 kiwi	P17 chocolate
Albi	•	•	•	•	•	•	•	•	•	•	•	•	•	•	•	•	
Astro	•	•	•	•	•	•	•	•	•	•	•	•	•	•	•	•	•
Bola		•	•		•	•	•		•	•	•	•				•	•
D chair	•	•	•	•	•	•	•	•	•	•	•	•	•	•	•	•	•
Elate	•	•	•			•	•										
Emotion		•	•		•	•	•		•	•	•		•			•	•
Fetch	•	•	•	•	•	•	•	•	•	•	•	•	•	•	•	•	•
Jazz	•	•	•	•	•	•	•	•	•	•	•	•	•	•	•	•	•
Patience	•	•	•		•	•	•	•	•				•	•			
Pulse	•	•		•	•	•			•	•		•	•			•	•
Rascal	•	•	•	•	•	•	•	•	•	•	•	•	•	•	•	•	•

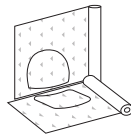
# COM customers own material




**SOLID/NON-DIRECTIONAL  
(STANDARD)**



**FRONT TO BACK**



**RAILROAD RIGHT TO LEFT**



**RAILROAD LEFT TO RIGHT**

70

## COM APPROVAL PROCESS

**Step 1**—Visit [www.fixturesfurniture.com](http://www.fixturesfurniture.com) or call Customer Service at 800/821-3500 to see if the fabric has been previously approved.

**Step 2**—If pre-approved—place your order and ship fabric to:

Fixtures Furniture COM Receiving Department  
11451 Harter Dr.  
Middlebury, IN 46540

**Step 3**—If the fabric is not pre-approved complete the form below and attach a 6" x 6" swatch\* of the COM to form and mail to:

Fixtures Furniture COM Testing Department  
11451 Harter Dr.  
Middlebury, IN 46540

\*Manufacturing guidelines require an acrylic or latex backing for many of our products. Fabrics that need to be backed will incur a \$26 net service fee, plus \$2 net per yard, with a minimum 6 yards. Call customer service for more information.

## COM SPECIFYING PROCESS

COM yardage requirements are noted with each product, based on a 54" standard fabric roll using a solid fabric. If fabric is another width, please call Customer Service for appropriate yardage. In the event of specifying COM fabric on more than 25 chairs, please call Customer Service for appropriate yardage requirements.

In the event of specific requirements for positioning of intricate patterns or pattern repeats on seats and backrests, provide a sketch noting requirements with the order, along with materials for testing. COM yardage requirements are based on solid fabrics with no repeat. Please call customer service for appropriate yardage on fabrics with a repeat.

COM REQUEST FORM	
DATE	_____
CONTACT NAME	_____
CLIENT/PROJECT NAME	_____
CHAIR NAME/MODEL #	_____
FABRIC NAME AND MANUFACTURER	_____
DEALER NAME	_____
ADDRESS	_____
CITY STATE ZIP	_____
PHONE	_____
DEALER'S PO #	_____
FIXTURES ACKNOWLEDGEMENT #	_____
PLEASE SELECT	
<input type="checkbox"/> solid (off-the-roll)	
<input type="checkbox"/> non-directional pattern (off-the-roll)	
<input type="checkbox"/> front to back	
<input type="checkbox"/> railroad right to left	
<input type="checkbox"/> railroad left to right	
CUSTOMER SERVICE USE ONLY	
DATE	_____
CUSTOMER SERVICE REP	_____
WORK ORDER #	_____
PLEASE SELECT	
<input type="checkbox"/> submitted for test	
<input type="checkbox"/> approved/production ready	
<input type="checkbox"/> rejected	
REASON FOR REJECTION	_____
	_____
	_____
	_____

## how to order

Fixtures Furniture Customer Service Department accepts orders via fax, mail or e-mail.

### **ORDERING**

The customer bears responsibility for order correctness. Please fax orders to Order Entry at (816) 245-5884 or mail to:

Fixtures Furniture  
Attn: Order Entry Department  
1642 Crystal Avenue  
Kansas City, Missouri 64126-0346

To avoid purchase order duplication, mark confirming copies "confirming copy." To avoid order delays, please ensure that your purchase order contains the following information:

- Purchase Order Number
- Correct Model Number(s)
- Quantity
- Detailed Product Description(s)
- Product Option Codes or Applicable Specifications (frame finishes, thermoplastic, fabric, glides, ganging)
- Correct Price(s)
- Ship To Address
- Contact and Phone Number
- Any Special Instructions
- Custom Descriptions and Drawings if Applicable
- Reference to any Special Quote Information or Custom Product Documentation

Each Fixtures Furniture model number can be followed with an option suffix. These suffixes may be used to specify frame finishes, thermoplastic, fabric, glides, and ganging.

### **PURCHASE ORDER ACKNOWLEDGEMENT**

Fixtures Furniture will automatically fax purchase order acknowledgement within approximately 24 hours of order entry (or mail if no fax number is on file). Order verification may be delayed due to credit issues. Check the acknowledgement thoroughly and notify Customer Service in writing immediately of any discrepancies. Fixtures Furniture will manufacture the product as specified on the acknowledgement and cannot be responsible for errors if not notified by customers. The acknowledgement ship date reflects the estimated shipping week. This date does not constitute an essential term of agreement. Shipments may occur prior to or after the original acknowledged date.

### **ADDITIONS TO ORDERS**

Please contact Customer Service prior to adding, changing or combining orders already acknowledged by Fixtures Furniture. Refer to the original order number when requesting a combined order. Fixtures Furniture will not accept additions to original orders if already scheduled for production and cannot hold orders once production has begun. For more efficient handling, factory approved additions to original orders will be treated as separate orders and invoices.

### **CUSTOM PRODUCT**

Unusual specifications may require custom design and products beyond Fixtures Furniture standard products. Custom products may require additional lead times and up-charges.

Orders for custom products can not be canceled or returned. When ordered with standard product, custom product should be sent on a separate purchase order to ensure timely delivery of standard product.

Orders must meet one of the following criteria for customization beyond options in the Price List:

- Quantity production run of 25 or more pieces or \$2,000 net minimum (except where noted in Price List Book)
- Custom products are a portion of a \$5,000 net project order with standard product (except where noted in Price List Book)

Please contact Customer Service at 800/821-3500 for further information on custom capabilities.

# terms and conditions

## ELIGIBILITY

Fixtures Furniture products are sold nationally through authorized dealers and distributors. Distribution of this price list does not in itself constitute an offer to sell.

## NEW ACCOUNTS

New accounts may only be established with:

- Approval of a Fixtures Furniture Sales Representative
- Approval of Fixtures Furniture Sales Management
- Purchase Order of \$500 List Minimum Initial Order
- Completion or Receipt of a Blanket Certificate of Resale
- Completion of Credit Application
- Agreement to Fixtures Furniture Terms of Sale

Orders will be cash in advance until credit is established and will require a cashier's check, money order or bank approved company check. Clearance of cash in advance check or money order must occur prior to being scheduled for production.

## PRICING AND SPECIFICATIONS

Prices, product specifications and packaging are subject to change without notice. This Price List supersedes any and all prior published Price Lists. Fixtures Furniture cannot be responsible for custom layout or space design of products in a required space.

## CANADIAN PRICING

Pricing for Canadian customers requires the Canadian exchange rate to be added to the pricing in this price book. Fixtures Furniture updates the exchange rate at least quarterly. Please contact Fixtures Furniture for the most current pricing.

## TERMS OF SALE

Net 30 days with approved credit. Fixtures Furniture reserves the right to withhold shipment and/or production of customer's order due to customer's failure to satisfy credit requirements or pay any past due invoices. Past due amounts will be subject to a 1.5% monthly interest charge plus collection costs including, but not limited to, attorney's fees and court costs.

## CREDIT

Fixtures Furniture may review credit, change or cancel credit terms, and/or request advance payment at any time at its discretion.

## DISPUTED ACCOUNTS

Disputed accounts must be submitted in writing within 30 days of invoice date for consideration. Lack of written dispute may result in delayed orders



## GREENGUARD CERTIFICATION

Many of Fixtures Furniture products have earned the Environmental Institute's GREENGUARD Indoor Air Quality Certification for low-emitting interior products. Certified furnishings and materials are tested on a regular basis to ensure continued low emitting status.

All certified products can easily be found in the GREENGUARD Online Product Guide, and a printable certificate is available for each product in the Guide to simplify project submission and product verification. For more information or to obtain an up-to-date listing of Fixtures Furniture's Greenguard Indoor Air Certified® products visit [www.fixturesfurniture.com](http://www.fixturesfurniture.com) or [www.greenguard.org](http://www.greenguard.org).

## CAP AND GIZA

Fixtures Furniture's electronic catalogs and AutoCAD symbols are on 20-20 CAP and Giza Studios software systems, which is an integrated suite of applications that automates the design, specification and facilities management process.

## FREIGHT

Orders will be shipped F.O.B. Origin prepaid by Fixtures Furniture within the contiguous 48 states and Canada. Fixtures Furniture retains the right to determine the routing based on cost and service. Standard ground transportation charges for shipments within the contiguous states are prepaid by Fixtures Furniture on orders of \$800 list or more. A small order charge of \$40 net will be added to the invoice for orders of less than \$800 list.

The following charges will be reflected on the invoice as "Shipping and Handling" and may also include pre-determined additional expenses such as:

- Inside Delivery
- Upstairs Delivery
- Call Before Delivery
- Other Special Charges

Freight rates are subject to change without notice and apply to shipments in the U.S. only. Please note any special delivery needs on your purchase order. Fixtures Furniture will work with your company and the freight carrier to try and accommodate your delivery needs. Fixtures Furniture will make every effort to work with freight carriers, but cannot be responsible for delivery schedule.

Request for postponement of shipment beyond the scheduled and verified ship date may be subject to a 25% holding and handling charge. Under no circumstances will orders be held more than 10 days past the scheduled ship date. Fixtures Furniture is not responsible for freight charges relating to re-consignment, redelivery or storage of product after it has shipped from the factory.

# terms and conditions

## FREIGHT RESPONSIBILITY AND CLAIMS

Carrier routing will be determined by Fixtures Furniture on all orders. When the customer selects the carrier, Fixtures Furniture is not responsible for the services provided by that carrier. Carrier is not liable after 15 days of delivery. Fixtures Furniture has made special arrangements with selected freight companies for the handling of freight damage claims. All Fixtures Furniture shipments are put on the freight line free from damage and are signed for as such by the carrier's agent. Fixtures Furniture's responsibility for the product's safe delivery ceases at this point and responsibility is assumed by the carrier. As a service, Fixtures Furniture will file freight claims for F.O.B. origin, prepaid and add shipments under the following conditions:

Any shipments received with visible carton damage or shortages must be noted as "damaged" or "short" on the bill of lading and signed by the receiving agent as well as the carrier. The damaged cartons should then be inspected immediately to determine if there is product damage. An inspection of the contents of all cartons immediately upon arrival is recommended. If there is obvious product damage to the shipment upon receipt, refuse the shipment and note on the bill of lading "damaged and refused" before signing. Fixtures Furniture must be notified within 5 working days after product is delivered if any shortages or damages were found (including concealed damage that does not become apparent until the product is unpacked). Failure to note shortages and damages on the bill of lading and/or failure to notify Fixtures Furniture within 5 working days after shipment receipt constitutes a waiver of claim. All other claims including concealed damage are not the responsibility of Fixtures Furniture. Contact Customer Service at (800) 821-3500 if shipment is not received within 10 days of shipment.

## RETURNS

Returned merchandise will not be accepted without written approval from Fixtures Furniture Customer Service on a Return Authorization (RA) form. Once a RA is approved, merchandise must be returned to Fixtures Furniture prepaid, in the original cartons (with proper inner packing), addressed with return labels and accompanied by a copy of the RA form. Fixtures Furniture will refuse shipments of returned goods that do not meet these criteria. A minimum 35% restocking fee will be applicable for all approved returns. If the original shipment was shipped prepaid by Fixtures Furniture, freight charges will also be due for the original shipment.

**FIXTURES FURNITURE WILL NOT ACCEPT RETURNS FOR THE FOLLOWING UNDER ANY CIRCUMSTANCES:**

- Custom Items
- Items that have been fully or partially assembled
- Items invoiced more than 60 days ago

## CANCELLATIONS

Orders entered and acknowledged may not be cancelled or changed without written cancellation request and Fixtures Furniture's consent. A minimum cancellation charge of 25% will be applied to orders cancelled while in production (verification date to ship date). Orders for custom items are not cancelable.

## CHANGE ORDERS

Orders entered and acknowledged may not be changed without a written change request. A fee may be applied to orders changed while in production.

## REPAIR AND REPLACEMENT

Any labor charges for correcting a problem must be submitted in writing (including invoice number) and approved by Fixtures Furniture Customer Service prior to corrective action. Labor charges will not be paid if the estimate was not submitted and approved prior to labor being completed.

## WARRANTY

Fixtures Furniture hereby warrants to the original purchaser that the products manufactured by it shall be free of all substantial defects in original material and workmanship under normal use in standard office conditions for a period of ten (10) years from the date of purchase. Caster, gas lifts and functional mechanisms are warranted to be free from defects in material and workmanship under normal use for five (5) years. Standard upholstery materials are warranted for three (3) years under normal use. Glides and ganging devices are warranted for a period of one year. Within the specified periods of this warranty, Fixtures Furniture agrees, at our option, to repair, replace or refund the cost of the product or any portion of the subject product which proves to be defective in material or workmanship, provided that the buyer gives written notice. Fixtures Furniture does not warrant the matching of color, grain or texture. This warranty does not apply to: normal wear and tear, damages resulting from shipment, storage, alteration, misuse of the product or failure to provide proper care as well as reasonable and necessary maintenance or damage caused during product installation or reconfiguration. Additionally, all custom products are expressly excluded from this warranty. This expressed warranty is exclusive of all other warranties, expressed or implied, including without limitation any implied warranty of merchantability or fitness at our option, the replacement or repair of defective products. Authorization must be approved from Fixtures Furniture in writing prior to incurring any repair charges. All incidental or consequential damages which may arise, including, but not limited to, business losses, personal damage and third party liability are hereby expressly excluded. Fixtures Furniture shall not be liable for consequential, economic or incidental damages arising from any product defect. All custom products are excluded from this warranty.

## COPYRIGHT

All material in this publication is protected under copyright.

## momentum textiles grade-in list

Momentum Textiles are listed below for ease of grading into the Fixtures Furniture line. Not all Momentum fabrics have been tested and approved. Consult the COM APPROVAL page at [www.fixturesfurniture.com](http://www.fixturesfurniture.com) or contact the Fixtures Furniture Customer Service department at 800/821-3500 for approval. Manufacturing guidelines require an acrylic or latex backing. Fabrics that need to be backed will incur a \$26 net service fee, plus \$2 net per yard, with a minimum 6 yards.

Memo samples are available through Momentum Textiles at 800/366-6839.

74

PATTERN NAME	GRADE	PATTERN NAME	GRADE	PATTERN NAME	GRADE	PATTERN NAME	GRADE
<b>Standard Upholstery</b>							
Acacia	4	Maverick	5	Theory	3	<b>Vinyl</b>	
Adage	3	Media	5	Thesis	3		
Altro	5	Melange	5	Tranceport	5	Agora	2
Anais	5	Memoir	4	Transit	3	Array	3
Axiom	4	Merry	3	Velluto	3	Bravo	3
Azmi	4	Mimic	3	Verbatim	3	Cashmere	2
Bailey	3	Mindset	4	Verge	3	Crete	3
Banderole	3	Mod	5	Vibe	3	Fleck	3
Basis	1	Montage	5	Vita	4	Force	3
Baxter	4	Morphe	4	Wit	2	Glam	3
Bloomfield	2	Motto	3	Yoshe	4	Kinetic	3
Boom	3	Multiplicity	2	Zen	4	Lustre	3
Bree	3	Network	2			Max	3
Burst	4	Nexus	3	<b>Crypton</b>		Mercury	3
Cachet	2	Nook	2			Rein	3
Caliber	2	Nostalgia	3	Apropos	4	Spirit II	3
Chat	2	Novo	3	Ardour	5	Spryo	3
Cheers	3	Oh's	5	Brea	4	Sublime	3
Chi	4	Origin	1	Busybody	4	Surface	3
Cienega	5	Pann's	5	Buzz	4	Tatami	3
Cirque	call	Parity	3	Calabastas	5		
Cliche	2	Parker	3	Clue	4		
Clique	5	Parker+Gore	4	Crux	4		
Continuum	5	Pause	3	Crypton Suede	3		
Crew	4	Pearce	4	Crypton Twill	3		
Cynic	4	Perk	1	Curvy	4		
Dabble	4	Pivot	2	Delmonico	4		
Digit	4	Posh	3	Evoke	4		
Dimy's	call	Primo	5	Faze	4		
Dreamery	3	Prodigy	2	Feliz	4		
Dwell	4	Prompt	3	Flannel	4		
Echelon	4	Proxy	5	Frolic	4		
Elan	4	Quad	5	Gardener	4		
Enigma	5	Quantum	3	Hermosa	4		
Entourage	3	Racer	3	Hub	4		
Enviro	3	Rae's	5	Hugs and Kisses	4		
Era	2	Rave	4	Huntington	4		
Essentia	4	Ready Set Go	4	Hyphen	4		
Etch	3	Rebound	4	Impulse	4		
Exes	5	Relevant	3	Infusion	4		
Expo	1	Relic	3	Jax	4		
Factor	3	Remy	4	Jest	4		
Flipside	4	Rendezvous	4	Jolt	4		
Frank	3	Rendition	3	Locale	4		
Gabe	4	Reverie	2	Malibu	5		
Garrison	2	Revue	3	Maxim	4		
Gig	3	Ringo	3	Mulholland	4		
Gumption	3	Romeo's	call	Narration	5		
Gusto	3	Russo	2	Niche	4		
Hue	2	Sassy	2	Pomona	5		
Hue+Gore	4	Saucy	3	Proof	4		
Idiom	5	Sensation	3	Query	4		
Impact	3	Sense	4	Recollection	5		
Incognito	4	Sequel	3	Redondo	4		
Index	5	Shift	4	Rio	4		
Inkling	4	Simplex	3	Schmooze	4		
Inner Circle	5	Snippet	2	Scoupe	4		
Insight	1	Solano	5	Segue	4		
Intermix	3	Solitude	2	Sepulveda	4		
Interval	2	Solo	3	Sheen	4		
Ism	3	Spangle	5	Smart Suede	4		
Jammin	5	Spellbound	3	Sway	4		
Jay	4	Spence	3	Telegram	5		
Jensen	4	Spirals	2	Topanga	4		
Jinx	3	Sprocket	5	Tribute	3		
Jinx+Gore	4	Stance	3	Tryst	4		
Kayo	1	Streamline	3	Tweed	4		
Leaflet	2	Swoon	2	Unhinged	4		
Linea	5	Synthesis	5	Veese	5		
Linq	call	Taction	4	Viva	4		
Logic	3	Tease	3	Zoom	4		
Lucia	3	Tek	3				
Mara	4	Telltale	4				

## mayer fabric grade-in list

Mayer Fabrics are listed below for ease of grading into the Fixtures Furniture line. Not all Mayer fabrics have been tested and approved. Consult the COM APPROVAL page at [www.fixturesfurniture.com](http://www.fixturesfurniture.com) or contact the Fixtures Furniture Customer Service department at 800/821-3500 for approval. Manufacturing guidelines require an acrylic or latex backing. Fabrics that need to be backed will incur a \$26 net service fee, plus \$2 net per yard, with a minimum 6 yards. Memo samples are available through Mayer Fabrics at 800/428-4415.

PATTERN NAME	GRADE	PATTERN NAME	GRADE	PATTERN NAME	GRADE	PATTERN NAME	GRADE
<b>Standard Upholstery</b>				<b>Crypton</b>			
A New Era	4	Impulse	3			Jamestown	2
Abacus	4	In The Groove	3	Accord	4	Key Largo	2
Acanthus	3	Insignia	5	Aldine	3	Punch	3
Agora	4	Jubilee	2	Altmont	5	Radiance	3
Alcazar	4	Jumpin' Jacks	call	Atelier	5	Radiance Perf	3
Aquarius	5	Links	3	Barenthal	5	Rice Paper (Fire Resistant)	3
Arcade	4	Lunar	3	BeBop	5	Silhouette (Fire Resistant)	3
Ascent (Fire Resistant)	4	Luxor	5	Boulevard	5	Silk Screen	3
Astro	3	Marquise	3	Branch Out	4	Skate	4
Atlantis	call	Merger (Fire Resistant)	5	Bravo	4	Spirograph	4
Axis	4	Metallurgy	5	Brio	5	Tiles	3
Awakening	call	Moonscape	3	Cheetah Suede	5	Uptown (Fire Resistant)	3
Benefit	4	Mystic	3	City Lights	5	Ventura (Fire Resistant)	3
Bijou	3	Natural Progression	call	Comet	3	Vinyl Stat ESD	4
Brocade	3	Nebula	3	Contours	call	Webscape	4
Bulls Eye	4	New Angles	call	Cribbage	4		
Cape 10	3	North Star	3	Dahlia	call		
Carat	3	Nylosuede	call	Domain	5		
Casa	5	October's Party	4	Fable	5		
Casbah	5	Odyssey	4	Fathom	4		
Catalyst	3	Oracle	5	Finale	4		
Celebration	3	Ottoman	5	Finish Line	3		
Chateau	4	Over The Top	3	Frequency	call		
Clarity	3	Ozone	call	Gramercy Park	5		
Classic Velvet	3	Pageant	4	Groovy	call		
Clematis	3	Paradigm	4	Gusto	call		
Companion 10	3	Paramount	3	Holiday	4		
Compass	4	Patio	call	Hopscotch	call		
Component	3	Pavillion	5	Impressions	5		
Connections (Fire Resistant)	5	Petit Point	4	In The Loop	call		
Constructure	3	Pisces (Fire Resistant)	4	Leafage	5		
Convergence	call	Quattro	1	Lineage	call		
Cornerstone	3	Reflections	call	Metro	3		
Courtyard	3	Regency	3	Mirabella	5		
Crepe (Fire Resistant)	3	Resolution	4	Napoli	5		
Cross Check	2	Revivel	3	New Dimensions	call		
Crosstown	3	Riddle 10	3	On The Spot	5		
Damask	3	Ritz	3	Oxford	5		
Decade Crepe 10	3	Sakura	call	Panache	call		
Decade Orion 10	3	Savannah 10	4	Parkland	5		
Deco Motion	5	Scrimmage Line	4	Pathway	4		
Dialogue 10	3	Segment (Fir Resistant)	4	Posh	4		
Duraweave® 10	2	Sequel	3	Promenade	5		
Eclipse	5	Serenade	5	Ratio	call		
Ecosphere	4	Shimmer	4	Razzmatazz	5		
Eden	call	Side by Side 10	4	Realm	5		
Electron	3	Skywriter	call	Rebound	5		
Element	3	Solid Ground	4	Replay	5		
Empire	call	Spa	5	Round 'N Round	5		
Enigma	call	Spacer Mesh	3	Runway	call		
Environs	5	Spirit 10	5	Smart Suede	4		
Equation	3	Square One	3	Solace	5		
Equinox	4	Square Root 10	4	Suede	4		
Esprit	4	Straight & Narrow	3	Taffeta Stripe	4		
Essential	3	Stratosphere	call	Tea Leaves	4		
Europa	4	Streamers 10	4	Time Line	4		
Facets	2	Structure	3	Toscana	5		
Factor	3	Sunset Strip	3	Tracery	4		
Figure Eight	3	Symmetry 10	4	Village	3		
Filigree	3	Syncopation 10	4	Wind Chimes	5		
Flying High	3	Taj	2				
Formula (Fire Resistant)	4	Techno Texture	5				
Forte	1	Times Square	call				
Forum (Fire Resistant)	4	Tranquillity	5				
Foundation Eco. 10	3	Traverse	4				
Framework	4	Undercurrent	call				
Full Circle	4	Villa	4				
Giza	call	Vineta	2				
Glamour	4	Vintage Mohair	call				
Global (Fire Resistant)	5	Virtually	4	All Seasons (Fire Resistant)	3		
Greenbriar	4	Virtually Suede	3	All Use (Fire Resistant)	2		
Harlequin	4	Waldorf Too	5	Athens (Fire Resistant)	3		
Harmony	4	Waste Not	4	Chaps (Fire Resistant)	2		
Heritage	3	Wave Length	3	Crystals	4		
High Society	4	Wildwood	4	Currents (Fire Resistant)	3		
Illusion	call			Dublin Tweed (Fire Resistant)	3		
				Floral (Fire Resistant)	3		
				Heather (Fire Resistant)	3		

## knolltextiles grade-in list

KnollTextiles are listed below for ease of grading into the Fixtures Furniture line. Not all Knoll fabrics have been tested and approved. Consult the COM APPROVAL page at [www.fixturesfurniture.com](http://www.fixturesfurniture.com) or contact the Fixtures Furniture Customer Service department at 800/821-3500 for approval. Manufacturing guidelines require an acrylic or latex backing. Fabrics that need to be backed will incur a \$26 net service fee, plus \$2 net per yard, with a minimum 6 yards.

Memo samples are available through KnollTextiles at 866/565-5858.

PATTERN NAME	GRADE	PATTERN NAME	GRADE	PATTERN NAME	GRADE
<b>Standard Upholstery</b>					
Abacus	4	Field Day	call	Presto	3
Alignment	4	Forza	5	Quark	call
Arno	call	Fox Trot CR	5	Rattan	call
Autobahn	call	Gala	5	Regard CR	call
Bankshot	call	Glo	3	Ricochet	4
Beaumont	call	Graffiti Camo	call	Rivington	call
Betwixt	call	Grande	5	Rochelle	call
Bifold CR	5	Groove Line	call	Roots & Rhythms	call
Calais Cotton Velvet	call	Gusto CR	5	Satellite	call
Camo	call	Harrison	call	Satin Chisel	call
Campagna	call	Haze	call	Sequin CR	call
Cato	call	Highline	call	Slicker	call
Cavalier	call	Hologram	call	Spark	4
Century	call	Hula Hoop	5	Spencer	call
Charade	call	Icon	call	Spotlight	5
Charm	5	In The Loop	call	Stacks	3
Chroma	5	Ingot	4	Star Struck	call
Circa	call	Knoll Velvet	call	Starry Night	5
Classic Boucle	call	Kora CR	call	Stepping Stones	call
Close Knit	5	Legends CR	call	Striae Epingle	call
Coco	call	Lore CR	5	Suburban	call
Common Ground	5	Luberon	call	Swing	5
Cotton Duck	3	Lyonese Velvet	call	Techno Tweed	5
Cross Stitch	call	Lyric	5	Tides	call
Cuddle Cloth	call	Madison	call	Tokay II	5
Cuddle Stripe	call	Mamba	call	Topography	call
Decade	call	Mariner	4	Transit	5
Digit	5	Masquerade	call	Transition Backed	call
Digit CR	call	Metro	call	Treble CR	call
Double Exposure	call	Mini Stitch	5	Triple Lace	4
Dovetail	5	Mixed Media	call	Tsunami	call
Dristi	4	Monarch	4	Tweed Frieze	call
Echo	call	Moto CR	call	Ultrasuede	call
Eclat	call	Night Life	call	Una	call
Eclipse	call	Nonchalant CR	5	Vibe	4
Empire Stripe	call	Panache	call	Vinyl	4
English Accent	call	Paradigm	5	Wide Angle	call
Enmesh	call	Plus	call	Zari CR	call
Extreme Velvet	5	Pogo	5	Zephyr	4
Fable	5	Pop	4	Zoom	call
Fibre	call	Prep	4		

76





# index by product name

78

PRODUCT	page	PRODUCT	page
albi, tablet, flip-up, left (26910)	8	bola stool, armless, thermoplastic, 23" seat height (44613)	20
albi, tablet, flip-up, right (26810)	8	bola stool, armless, thermoplastic, 26" seat height (44623)	20
albi, thermoplastic (26110)	8	bola stool, armless, thermoplastic, 29" seat height (44633)	20
albi, upholstered seat (26119)	8	bola stool, armless, upholstered, 24" seat height (44610)	20
allure bariatric, arm, upholstered (55100)	16	bola stool, armless, upholstered, 30" seat height (44630)	20
allure nesting, arm, fully upholstered (54100)	14	bola stool, armless, wood, 23" seat height (44612)	20
allure nesting, arm, upholstered w/ thermo outer back (54101)	14	bola stool, armless, wood, 26" seat height (44622)	20
allure nesting, armless, fully upholstered (54000)	14	bola stool, armless, wood, 29" seat height (44632)	20
allure nesting, armless, uphols w/ thermo outer back (54001)	10	bola twist stool, upholstered backless, 18" seat height (44808)	20
allure stool, arm, fully upholstered, 24" seat height (52124)	10	bola twist stool, upholstered backless, 27" seat height (44801)	20
allure stool, arm, fully upholstered, 27" seat height (52127)	10	bola twist stool, upholstered backless, 31" seat height (44811)	20
allure stool, arm, fully upholstered, 30" seat height (52130)	10	bola twist stool, upholstered with back, 18" seat height (44818)	20
allure stool, arm, uphols w/ thermo outer back, 30" seat ht (52730)	10	bola twist stool, upholstered with back, 27" seat height (44821)	20
allure stool, arm, uphols w/ thermo outer back, 27" seat ht (52727)	10	bola twist stool, upholstered with back, 31" seat height (44831)	20
allure stool, arm, uphols w/ thermo outer back, 24" seat ht (52724)	10	bola, arm, thermoplastic fixed back, 4-leg (44103)	20
allure stool, armless, fully upholstered, 24" seat height (52024)	10	bola, arm, thermoplastic flex back, 4-leg (43103)	20
allure stool, armless, fully upholstered, 27" seat height (52027)	10	bola, arm, upholstered fixed back, 4-leg (44100)	20
allure stool, armless, fully upholstered, 30" seat height (52030)	10	bola, arm, upholstered flex back, 4-leg (43100)	20
allure stool, armless, uphols w/ thermo outer back, 30" seat ht (52630)	10	bola, arm, wallsaver, thermoplastic fixed back, 4-leg (49103)	20
allure stool, armless, uphols w/ thermo outer back, 27" seat ht (52627)	10	bola, arm, wallsaver, upholstered fixed back, 4-leg (49100)	20
allure stool, armless, uphols w/ thermo outer back, 24" seat ht (52624)	10	bola, arm, wood fixed back, 4-leg (44102)	24
allure, arm, fully upholstered fixed back, 4-leg (50100)	10	bola, arm, wood flex back, 4-leg (43102)	24
allure, arm, fully upholstered fixed back, sled base (50102)	10	bola, armless, thermoplastic fixed back, 4-leg (44003)	20
allure, arm, fully upholstered flex back, 4-leg (53100)	10	bola, armless, thermoplastic flex back, 4-leg (43003)	20
allure, arm, fully upholstered flex back, sled base (53132)	10	bola, armless, upholstered fixed back, 4-leg (44000)	20
allure, arm, uphols w/ thermo outer back, fixed back, 4-leg (50101)	10	bola, armless, upholstered flex back, 4-leg (43000)	20
allure, arm, uphols w/ thermo outer back, fixed back, sled base (50112)	10	bola, armless, wallsaver, thermoplastic fixed back, 4-leg (49003)	20
allure, arm, uphols w/ thermo outer back, flex back, 4-leg (53102)	10	bola, armless, wallsaver, upholstered fixed back, 4-leg (49000)	20
allure, arm, uphols w/ thermo outer back, flex back, sled base (53112)	10	bola, armless, wood fixed back, 4-leg (44002)	24
allure, armless, fully upholstered fixed back, 4-leg (50000)	10	bola, armless, wood flex back, 4-leg (43002)	24
allure, armless, fully upholstered fixed back, sled base (50002)	10	bola, tablet, flip-up, left, thermoplastic fixed back, 4-leg (44546)	20
allure, armless, fully upholstered flex back, 4-leg (53000)	10	bola, tablet, flip-up, left, upholstered fixed back, 4-leg (44940)	20
allure, armless, fully upholstered flex back, sled base (53032)	10	bola, tablet, flip-up, left, wood fixed back, 4-leg (44942)	20
allure, armless, uphols w/ thermo outer back, fixed back, 4-leg (50001)	10	bola, tablet, flip-up, right, thermoplastic fixed back, 4-leg (44446)	20
allure, armless, uphols w/ thermo outer back, fixed back, sled base (50012)	10	bola, tablet, flip-up, right, upholstered fixed back, 4-leg (44840)	20
allure, armless, uphols w/ thermo outer back, flex back, 4-leg (53002)	10	bola, tablet, flip-up, right, wood fixed back, 4-leg (44842)	24
allure, armless, uphols w/ thermo outer back, flex back, sled base (53012)	10	bola, tablet, out-of-way, left, thermoplastic fixed back, 4-leg (44747)	20
allure, tablet, flip-up, left, fully uphols fixed back, 4-leg (50746)	10	bola, tablet, out-of-way, left, upholstered fixed back, 4-leg (44941)	20
allure, tablet, flip-up, left, fully uphols fixed back, sled base (50740)	10	bola, tablet, out-of-way, left, wood fixed back, 4-leg (44943)	24
allure, tablet, flip-up, left, uphols w/ thermo outer back, fixed back, 4-leg (50246)	10	bola, tablet, out-of-way, right, thermoplastic fixed back, 4-leg (44647)	20
allure, tablet, flip-up, left, uphols w/ thermo outer back, fixed back, sled base (50242)	10	bola, tablet, out-of-way, right, upholstered fixed back, 4-leg (44841)	20
allure, tablet, flip-up, right, fully uphols fixed back, 4-leg (50646)	10	bola, tablet, out-of-way, right, wood fixed back, 4-leg (44843)	24
allure, tablet, flip-up, right, fully uphols fixed back, sled base (50640)	10	bola stool, arm, upholstered, 27" seat height (44720)	20
allure, tablet, flip-up, right, uphols w/ thermo outer back, fixed back, 4-leg (50346)	10	bola stool, armless, upholstered, 27" seat height (44620)	20
allure, tablet, flip-up, right, uphols w/ thermo outer back, fixed back, sled base (50342)	10	d chair, arm, thermoplastic (20113)	30
astro, tablet, flip-up, left (22950)	18	d chair, arm, upholstered (20113AB)	30
astro, tablet, flip-up, right (22850)	18	d chair, armless, thermoplastic (20013)	30
astro, thermoplastic (22040)	18	d chair, armless, upholstered (20013AB)	30
bola bench (45990)	26	dolly, 2-wheel (00001)	62
bola conference, arm, upholstered fixed back, 4-leg (44106)	20	dolly, 2-wheel (00003)	62
bola conference, arm, upholstered flex back, 4-leg (43106)	20	dolly, 4-wheel (00005)	62
bola conference, armless, upholstered fixed back, 4-leg (44006)	20	dolly, 4-wheel (00009)	62
bola conference, armless, upholstered flex back, 4-leg (43006)	20	dolly, 4-wheel (00019)	62
bola conference, tablet, flip-up, left, uphols fixed back, 4-leg (44946)	20	dolly, 4-wheel (00059)	62
bola conference, tablet, flip-up, right, uphols fixed back, 4-leg (44846)	20	dolly, 4-wheel (00062)	62
bola conference, tablet, out-of-way, left, uphols fixed back, 4-leg (44947)	20	dolly, 4-wheel (00067)	62
bola conference, tablet, out-of-way, right, uphols fixed back, 4-leg (44847)	20	dolly, 4-wheel (00068)	62
bola for children, thermoplastic, baby (45011)	26	elate, arm, molded, thermoplastic (68203)	32
bola for children, thermoplastic, junior (45013)	26	elate, arm, molded, upholstered (68200)	32
bola for children, thermoplastic, teen (45015)	26	elate, arm, molded, upholstered seat with thermo back (68230)	32
bola for children, upholstered, baby (45002)	26	elate, arm, steel, thermoplastic (68103)	32
bola for children, upholstered, junior (45001)	26	elate, arm, steel, upholstered (68100)	32
bola for children, upholstered, teen (45005)	26	elate, arm, steel, upholstered seat with thermoplastic back (68130)	32
bola modular table, corner table with leg (44993)	28	elate, armless, thermoplastic (68003)	32
bola modular table, intermediate table (44994)	28	elate, armless, upholstered (68000)	32
bola modular table, left end table with leg (44996)	28	elate, armless, upholstered seat with thermoplastic back (68030)	32
bola modular table, right end table with leg (44995)	28	elate, tablet, flip-up, left, thermoplastic (68946)	32
bola stool, arm, thermoplastic, 23" seat height (44713)	20	elate, tablet, flip-up, left, upholstered (68940)	32
bola stool, arm, thermoplastic, 26" seat height (44723)	20	elate, tablet, flip-up, left, uphols seat with thermo back (68930)	32
bola stool, arm, thermoplastic, 29" seat height (44733)	20	elate, tablet, flip-up, right, thermoplastic (68846)	32
bola stool, arm, upholstered, 24" seat height (44710)	20	elate, tablet, flip-up, right, upholstered (68840)	32
bola stool, arm, upholstered, 30" seat height (44730)	20	elate, tablet, flip-up, right, uphols seat w/ thermo back (68830)	32
bola stool, arm, wood, 23" seat height (44712)	20	emotion, arm, thermoplastic (67103)	34
bola stool, arm, wood, 26" seat height (44722)	20	emotion, arm, upholstered (67100)	34
bola stool, arm, wood, 29" seat height (44732)	20	emotion, arm, upholstered seat with thermoplastic back (67130)	34

PRODUCT	pa	PRODUCT	page
emotion, armless, thermoplastic (67003)	34	patience stool, armless, upholstered, 27.5" seat height (70620)	44
emotion, armless, upholstered (67000)	34	patience stool, armless, upholstered, 30.5" seat height (70630)	44
emotion, armless, upholstered seat with thermo back (67030)	34	patience, arm, thermoplastic (70130)	44
emotion, tablet, flip-up, left, thermoplastic (67946)	34	patience, arm, thermoplastic, wallsaver (79103)	44
emotion, tablet, flip-up, left, upholstered (67940)	34	patience, arm, upholers seat w/ thermo back, wallsaver (79030)	44
emotion, tablet, flip-up, left, uphols seat with thermo back (67930)	34	patience, arm, upholstered, wallsaver (70100)	44
emotion, tablet, flip-up, right, thermoplastic (67846)	34	patience, armless, thermoplastic (70003)	44
emotion, tablet, flip-up, right, upholstered (67840)	34	patience, armless, thermoplastic, wallsaver (79003)	44
emotion, tablet, flip-up, right, uphols seat with thermo back (67830)	34	patience, armless, uphols seat w/ thermo back, wallsaver (79130)	44
encore, armless, upholstered (30007)	36	patience, armless, upholstered, wallsaver (70000)	44
encore, armless, upholstered, leg gang (30000)	36	patience, tablet, flip-up, left, thermoplastic (70546)	44
fetch, arm, thermoplastic (62103)	38	patience, tablet, flip-up, left, upholstered (70940)	44
fetch, arm, upholstered seat (62100)	38	patience, tablet, flip-up, left, uphols seat w/ thermo back (70930)	44
fetch, armless, thermoplastic (62003)	38	patience, tablet, flip-up, right, thermoplastic (70446)	44
fetch, armless, upholstered seat (62000)	38	patience, tablet, flip-up, right, upholstered (70840)	44
fetch, tablet, flip-up, left, thermoplastic (62546)	38	patience, tablet, flip-up, right, uphols seat w/ thermo back (70830)	44
fetch, tablet, flip-up, left, upholstered seat (62940)	38	pulse, arm, thermoplastic (59103)	52
fetch, tablet, flip-up, right, thermoplastic (62446)	38	pulse, arm, upholstered (59100)	52
fetch, tablet, flip-up, right, upholstered seat (62840)	38	pulse, arm, upholstered seat w/ thermo back and lumbar (59130)	52
jazz stool, arm, opaque thermoplastic, 27" seat height (24706)	40	pulse, armless, thermoplastic (59003)	52
jazz stool, arm, opaque thermoplastic, 30" seat height (24708)	40	pulse, armless, upholstered (59000)	52
jazz stool, arm, translucent thermoplastic, 27" seat height (24736)	40	pulse, armless, uphols seat w/ thermo back and lumbar (59030)	52
jazz stool, arm, translucent thermoplastic, 30" seat height (24738)	40	pulse, tablet, flip-up, left, thermoplastic (59546)	52
jazz stool, armless, opaque thermoplastic, 30" seat height (24608)	40	pulse, tablet, flip-up, left, upholstered (59940)	52
jazz stool, armless, opaque thermoplastic, 27" seat height (24606)	40	pulse, tablet, flip-up, left, uphols seat w/ thermo back and lumbar (59930)	52
jazz stool, armless, translucent thermo, 27" seat height (24636)	40	pulse, tablet, flip-up, right, thermoplastic (59446)	52
jazz stool, armless, translucent thermo, 30" seat height (24638)	40	pulse, tablet, flip-up, right, upholstered (59840)	52
jazz, arm, opaque thermoplastic (24010)	40	pulse, tablet, flip-up, right, uphols seat w/ thermo back and lumbar (59830)	54
jazz, arm, translucent thermoplastic (24013)	40	rascal, arm, thermoplastic (65103)	54
jazz, armless, opaque thermoplastic (24110)	40	rascal, arm, upholstered seat (65100)	54
jazz, armless, translucent thermoplastic (24113)	40	rascal, armless, thermoplastic (65003)	54
jazz, tablet, flip-up, left, opaque thermoplastic (24910)	40	rascal, armless, upholstered seat (65000)	54
jazz, tablet, flip-up, left, translucent thermoplastic (24913)	40	rascal, tablet, flip-up, left, thermoplastic (65546)	54
jazz, tablet, flip-up, right, opaque thermoplastic (24810)	40	rascal, tablet, flip-up, left, upholstered seat (65940)	54
jazz, tablet, flip-up, right, translucent thermoplastic (24813)	40	rascal, tablet, flip-up, right, thermoplastic (65446)	54
morphix, armless (86002)	42	rascal, tablet, flip-up, right, upholstered seat (65840)	54
morphix, armless, upholstered seat pad (86020)	42	tandem rail, 2 seat (56022)	56
morphix, arm (86102)	42	tandem rail, 2 seat modular (56027)	56
morphix, arm, upholstered seat pad (86120)	42	tandem rail, 3 seat (56023)	56
morphix, stool (86602)	42	tandem rail, 4 seat (56024)	56
morphix stool, upholstered seat pad (86620)	42	tandem rail, 5 seat (56025)	56
patience bariatric, arm upholstered (75100)	48	tandem rail, 6 seat (56026)	56
patience intensive use, arm, thermoplastic (73103)	44	tandem seat, albi, thermoplastic (56260)	56
patience intensive use, arm, uphols seat w/ thermo back, wallsaver (73030)	44	tandem seat, astro, thermoplastic (56220)	56
patience intensive use, arm, upholstered, wallsaver (73100)	44	tandem seat, bola, thermoplastic (56203)	56
patience intensive use, armless, thermoplastic (73003)	44	tandem seat, bola, upholstered (56442)	56
patience intensive use, armless, uphols seat w/ thermo back, wallsaver (73130)	44	tandem seat, bola, wood (56444)	56
patience intensive use, armless, upholstered, wallsaver (73000)	44	tandem seat, d chair, uphols (56203AB)	56
patience intensive use, tablet, flip-up, left, thermoplastic (73546)	44	tandem, arm, full loop (56770)	56
patience intensive use, tablet, flip-up, left, upholstered (73940)	44	tandem, corner table (56792)	56
patience intensive use, tablet, flip-up, left, uphols seat w/ thermo back (73930)	44	tandem, pedestal mount, single position (56030)	56
patience intensive use, tablet, flip-up, right, thermoplastic (73446)	44	tandem, tablet, flip-up, left (56782)	56
patience intensive use, tablet, flip-up, right, upholstered (73840)	44	tandem tablet, flip-up, left, 10" x 14" (56786)	56
patience intensive use, tablet, flip-up, right, uphols seat w/ thermo back (73830)	44	tandem, tablet, flip-up, right (56781)	56
patience modular table, corner table with leg (70993)	50	tandem, tablet, flip-up, right, 10" 14" (56785)	56
patience modular table, intermediate table (70994)	50	tandem, intermediate table (56790)	56
patience modular table, left end table with leg (70996)	50		
patience modular table, right end table with leg (70995)	50		
patience stool, arm, thermoplastic, 23.5" seat height (70713)	44		
patience stool, arm, thermoplastic, 26.5" seat height (70723)	44		
patience stool, arm, thermoplastic, 29.5" seat height (70733)	44		
patience stool, arm, uphols seat with thermo back, 24.5" seat ht (70410)	44		
patience stool, arm, uphols seat w/ thermo back, 27.5" seat ht (70420)	44		
patience stool, arm, uphols seat w/ thermo back, 30.5" seat ht (70430)	44		
patience stool, arm, upholstered, 24.5" seat height (70710)	44		
patience stool, arm, upholstered, 27.5" seat height (70720)	44		
patience stool, arm, upholstered, 30.5" seat height (70730)	44		
patience stool, armless, thermoplastic, 23.5" seat height (70613)	44		
patience stool, armless, thermoplastic, 26.5" seat height (70623)	44		
patience stool, armless, thermoplastic, 29.5" seat height (70633)	44		
patience stool, armless, uphols seat w/ thermo back, 24.5" seat ht (70510)	44		
patience stool, armless, uphols seat w/ thermo back, 30.5" seat ht (70530)	44		
patience stool, armless, uphols seat w/ thermo back, 27.5" seat ht (70520)	44		
patience stool, armless, upholstered, 24.5" seat height (70610)	44		

# index by model number

80

MODEL	page	MODEL	page		
00001	dolly, 2-wheel	62	44943	bola, tablet, out-of-way, left, wood fixed back, 4-leg	24
00003	dolly, 2-wheel	62	44946	bola conference, tablet, flip-up, left, upholstered fixed back, 4-leg	20
00005	dolly, 4-wheel	62	44947	bola conference, tablet, out-of-way, left, upholstered fixed back, 4-leg	20
00009	dolly, 4-wheel	62	44993	bola modular table, corner table with leg	28
00019	dolly, 4-wheel	62	44994	bola modular table, intermediate table	28
00059	dolly, 4-wheel	62	44995	bola modular table, right end table with leg	28
00062	dolly, 4-wheel	62	44996	bola modular table, left end table with leg	28
00067	dolly, 4-wheel	62	45001	bola for children, upholstered, junior	26
00068	dolly, 4-wheel	62	45002	bola for children, upholstered, baby	26
20013	d chair, armless, thermoplastic	30	45005	bola for children, upholstered, teen	26
20113	d chair, arm, thermoplastic	30	45011	bola for children, thermoplastic, baby	26
20013AB	d chair, armless, upholstered	30	45013	bola for children, thermoplastic, junior	26
20113AB	d chair, arm, upholstered	30	45015	bola for children, thermoplastic, teen	26
22040	astro, tablet, flip-up, left	18	45990	bola bench	26
22850	astro, tablet, flip-up, right	18	49000	bola, armless, wallsaver, upholstered fixed back, 4-leg	20
22950	astro, thermoplastic	18	49003	bola, armless, wallsaver, thermoplastic fixed back, 4-leg	20
24010	jazz, arm, opaque thermoplastic	40	49100	bola, arm, wallsaver, upholstered fixed back, 4-leg	20
24013	jazz, arm, translucent thermoplastic	40	49103	bola, arm, wallsaver, thermoplastic fixed back, 4-leg	20
24110	jazz, armless, opaque thermoplastic	40	50000	allure, armless, fully upholstered fixed back, 4-leg	10
24113	jazz, armless, translucent thermoplastic	40	50001	allure, armless, uphols w/ thermo outer back, fixed back, 4-leg	10
24606	jazz stool, armless, opaque thermoplastic, 27" seat height	40	50002	allure, armless, fully upholstered fixed back, sled base	10
24608	jazz stool, armless, opaque thermoplastic, 30" seat height	40	50012	allure, armless, uphols w/ thermo outer back, fixed back, sled base	10
24636	jazz stool, armless, translucent thermoplastic, 27" seat height	40	50100	allure, arm, fully upholstered fixed back, 4-leg	10
24638	jazz stool, armless, translucent thermoplastic, 30" seat height	40	50101	allure, arm, uphols w/ thermo outer back, fixed back, 4-leg	10
24706	jazz stool, arm, opaque thermoplastic, 27" seat height	40	50102	allure, arm, fully upholstered fixed back, sled base	10
24708	jazz stool, arm, opaque thermoplastic, 30" seat height	40	50112	allure, arm, uphols w/ thermo outer back, fixed back, sled base	10
24736	jazz stool, arm, translucent thermoplastic, 27" seat height	40	50242	allure, tablet, flip-up, left, uphols w/ thermo outer back, fixed back, sled base	10
24738	jazz stool, arm, translucent thermoplastic, 30" seat height	40	50246	allure, tablet, flip-up, left, uphols w/ thermo outer back, fixed back, 4-leg	10
24810	jazz, tablet, flip-up, right, opaque thermoplastic	40	50342	allure, tablet, flip-up, right, uphols w/ thermo outer back, fixed back, sled base	10
24813	jazz, tablet, flip-up, right, translucent thermoplastic	40	50346	allure, tablet, flip-up, right, uphols w/ thermo outer back, fixed back, 4-leg	10
24910	jazz, tablet, flip-up, left, opaque thermoplastic	40	50640	allure, tablet, flip-up, right, fully upholstered fixed back, 4-leg	10
24913	jazz, tablet, flip-up, left, translucent thermoplastic	40	50646	allure, tablet, flip-up, right, fully upholstered fixed back, 4-leg	10
26110	albi, thermoplastic	8	50740	allure, tablet, flip-up, left, fully upholstered fixed back, sled base	10
26119	albi, upholstered seat	8	50746	allure, tablet, flip-up, left, fully upholstered fixed back, 4-leg	10
26810	albi, tablet, flip-up, right	8	52024	allure stool, armless, fully upholstered, 24" seat height	10
26910	albi, tablet, flip-up, left	8	52027	allure stool, armless, fully upholstered, 27" seat height	10
30000	encore, armless, upholstered, leg gang	36	52030	allure stool, armless, fully upholstered, 30" seat height	10
30007	encore, armless, upholstered	36	52124	allure stool, arm, fully upholstered, 24" seat height	10
43000	bola, armless, upholstered flex back, 4-leg	20	52127	allure stool, arm, fully upholstered, 27" seat height	10
43002	bola, armless, wood flex back, 4-leg	24	52130	allure stool, arm, fully upholstered, 30" seat height	10
43006	bola conference, armless, upholstered flex back, 4-leg	20	52624	allure stool, armless, uphols w/ thermo outer back, 24" seat ht	10
43100	bola, arm, upholstered flex back, 4-leg	20	52627	allure stool, armless, uphols w/ thermo outer back, 27" seat ht	10
43102	bola, arm, wood flex back, 4-leg	24	52630	allure stool, armless, uphols w/ thermo outer back, 30" seat ht	10
43103	bola, arm, thermoplastic flex back, 4-leg	20	52724	allure stool, arm, uphols w/ thermo outer back, 24" seat ht	10
43106	bola conference, arm, upholstered flex back, 4-leg	20	52727	allure stool, arm, uphols w/ thermo outer back, 27" seat ht	10
44000	bola, armless, upholstered fixed back, 4-leg	20	52730	allure stool, arm, uphols w/ thermo outer back, 30" seat ht	10
44002	bola, armless, wood fixed back, 4-leg	24	53000	allure, armless, fully upholstered flex back, 4-leg	10
44003	bola, armless, thermoplastic fixed back, 4-leg	20	53002	allure, armless, uphols w/ thermo outer back, flex back, 4-leg	10
44006	bola conference, armless, upholstered fixed back, 4-leg	20	53012	allure, armless, uphols w/ thermo outer back, flex back, sled base	10
44100	bola, arm, upholstered fixed back, 4-leg	20	53032	allure, armless, fully upholstered flex back, sled base	10
44102	bola, arm, wood fixed back, 4-leg	24	53100	allure, arm, fully upholstered flex back, 4-leg	14
44103	bola, arm, thermoplastic fixed back, 4-leg	20	53102	allure, arm, uphols w/ thermo outer back, flex back, 4-leg	14
44106	bola conference, arm, upholstered fixed back, 4-leg	20	53112	allure, arm, uphols w/ thermo outer back, flex back, sled base	14
44446	bola, tablet, flip-up, right, thermoplastic fixed back, 4-leg	20	53132	allure, arm, fully upholstered flex back, sled base	14
44546	bola, tablet, flip-up, left, thermoplastic fixed back, 4-leg	20	54000	allure nesting, armless, fully upholstered	16
44610	bola stool, armless, upholstered, 24" seat height	20	54001	allure nesting, armless, upholstered w/ thermo outer back	56
44612	bola stool, armless, wood, 23" seat height	20	54100	allure nesting, arm, fully upholstered	56
44613	bola stool, armless, thermoplastic, 23" seat height	20	54101	allure nesting, arm, upholstered w/ thermo outer back	56
44620	bola stool, armless, upholstered, 27" seat height	20	55100	allure bariatric, arm, upholstered	56
44622	bola stool, armless, wood, 26" seat height	20	56022	tandem rail, 2 seat	56
44623	bola stool, armless, thermoplastic, 26" seat height	20	56023	tandem rail, 3 seat	56
44630	bola stool, armless, upholstered, 30" seat height	20	56024	tandem rail, 4 seat	56
44632	bola stool, armless, wood, 29" seat height	20	56025	tandem rail, 5 seat	56
44633	bola stool, armless, thermoplastic, 29" seat height	20	56026	tandem rail, 6 seat	56
44647	bola, tablet, out-of-way, right, thermoplastic fixed back, 4-leg	20	56027	tandem rail, 2 seat modular	56
44710	bola stool, arm, upholstered, 24" seat height	20	56030	tandem, pedestal mount, single position	56
44712	bola stool, arm, wood, 23" seat height	20	56203	tandem seat, d chair, thermoplastic	56
44713	bola stool, arm, thermoplastic, 23" seat height	20	56203AB	tandem seat, d chair, upholstered	56
44720	bola stool, arm, upholstered, 27" seat height	20	56220	tandem seat, astro, thermoplastic	56
44722	bola stool, arm, wood, 26" seat height	20	56260	tandem seat, albi, thermoplastic	56
44723	bola stool, arm, thermoplastic, 26" seat height	20	56442	tandem seat, bola, upholstered	56
44730	bola stool, arm, upholstered, 30" seat height	20	56444	tandem seat, bola, wood	56
44732	bola stool, arm, wood, 29" seat height	20	56770	tandem, arm, full loop	56
44733	bola stool, arm, thermoplastic, 29" seat height	20	56781	tandem, tablet, flip-up, right	56
44747	bola, tablet, out-of-way, left, thermoplastic fixed back, 4-leg	20	56782	tandem, tablet, flip-up, left	56
44801	bola twist stool, upholstered backless, 27" seat height	20	56785	tandem, tablet, flip-up, right, 10" x 14"	56
44808	bola twist stool, upholstered backless, 18" seat height	20			

## index by model number

MODEL	page	MODEL	page		
56786	tandem, tablet, flip-up, left, 10" x 14"	56	70000	patience, armless, upholstered, wallsaver	44
56790	tandem, intermediate table	56	70003	patience, armless, thermoplastic	44
56792	tandem, corner table	56	70100	patience, arm, upholstered, wallsaver	44
59000	pulse, armless, upholstered	56	70130	patience, arm, thermoplastic	44
59003	pulse, armless, thermoplastic	52	70410	patience stool, arm, uphols seat w/ thermo back, 24.5" seat ht	44
59030	pulse, armless, uphols. seat w/ thermo back and lumbar	52	70420	patience stool, arm, uphols seat w/ thermo back, 27.5" seat ht	44
59100	pulse, arm, upholstered	52	70430	patience stool, arm, uphols seat w/ thermo back, 30.5" seat ht	44
59103	pulse, arm, thermoplastic	52	70446	patience, tablet, flip-up, right, thermoplastic	44
59130	pulse, arm, upholstered seat w/ thermo back and lumbar	52	70510	patience stool, armless, uphols seat w/ thermo back, 24.5" seat ht	44
59446	pulse, tablet, flip-up, right, thermoplastic	52	70520	patience stool, armless, uphols seat w/ thermo back, 27.5" seat ht	44
59546	pulse, tablet, flip-up, left, thermoplastic	52	70530	patience stool, armless, uphols seat with thermo back, 30.5" seat ht	44
59830	pulse, tablet, flip-up, right, uphols. seat w/ thermo back and lumbar	52	70546	patience, tablet, flip-up, left, thermoplastic	44
59840	pulse, tablet, flip-up, right, upholstered	52	70610	patience stool, armless, upholstered, 24.5" seat height	44
59930	pulse, tablet, flip-up, left, uphols. seat w/ thermo back and lumbar	52	70613	patience stool, armless, thermoplastic, 23.5" seat height	44
59940	pulse, tablet, flip-up, left, upholstered	52	70620	patience stool, armless, upholstered, 27.5" seat height	44
62000	fetch, armless, upholstered seat	52	70623	patience stool, armless, thermoplastic, 26.5" seat height	44
62003	fetch, armless, thermoplastic	38	70630	patience stool, armless, upholstered, 30.5" seat height	44
62100	fetch, arm, upholstered seat	38	70633	patience stool, armless, thermoplastic, 29.5" seat height	44
62103	fetch, arm, thermoplastic	38	70710	patience stool, arm, upholstered, 24.5" seat height	44
62446	fetch, tablet, flip-up, right, thermoplastic	38	70713	patience stool, arm, thermoplastic, 23.5" seat height	44
62546	fetch, tablet, flip-up, right, thermoplastic	38	70720	patience stool, arm, upholstered, 27.5" seat height	44
62840	fetch, tablet, flip-up, right, upholstered seat	38	70723	patience stool, arm, thermoplastic, 26.5" seat height	44
62940	fetch, tablet, flip-up, left, upholstered seat	38	70730	patience stool, arm, upholstered, 30.5" seat height	44
65000	rascal, armless, upholstered seat	38	70733	patience stool, arm, thermoplastic, 29.5" seat height	44
65003	rascal, armless, thermoplastic	54	70830	patience, tablet, flip-up, right, uphols seat w/ thermo back	44
65100	rascal, arm, upholstered seat	54	70840	patience, tablet, flip-up, right, upholstered	44
65103	rascal, arm, thermoplastic	54	70930	patience, tablet, flip-up, left, uphols seat w/ thermo back	44
65446	rascal, tablet, flip-up, right, thermoplastic	54	70940	patience, tablet, flip-up, left, upholstered	44
65546	rascal, tablet, flip-up, left, thermoplastic	54	70993	patience modular table, corner table with leg	50
65840	rascal, tablet, flip-up, right, upholstered seat	54	70994	patience modular table, intermediate table	50
65940	rascal, tablet, flip-up, left, upholstered seat	54	70995	patience modular table, right end table with leg	50
67000	emotion, armless, upholstered	54	70996	patience modular table, left end table with leg	50
67003	emotion, armless, thermoplastic	34	73000	patience intensive use, armless, upholstered, wallsaver	50
67030	emotion, armless, upholstered seat with thermoplastic back	34	73003	patience intensive use, armless, thermoplastic	44
67100	emotion, arm, upholstered	34	73030	patience intensive use, arm, uphols seat w/ thermo back, wallsaver	44
67103	emotion, arm, thermoplastic	34	73100	patience intensive use, arm, upholstered, wallsaver	44
67130	emotion, arm, upholstered seat with thermoplastic back	34	73103	patience intensive use, arm, thermoplastic	44
67830	emotion, tablet, flip-up, right, uphols seat w/ thermo back	34	73130	patience intensive use, armless, uphols seat w/ thermo back, wallsaver	44
67840	emotion, tablet, flip-up, right, upholstered	34	73446	patience intensive use, tablet, flip-up, right, thermoplastic	44
67846	emotion, tablet, flip-up, right, thermoplastic	34	73546	patience intensive use, tablet, flip-up, left, thermoplastic	44
67930	emotion, tablet, flip-up, left, upholstered seat w/ thermo back	34	73830	patience intensive use, tablet, flip-up, right, uphols seat w/ thermo back	44
67940	emotion, tablet, flip-up, left, upholstered	34	73840	patience intensive use, tablet, flip-up, right, upholstered	44
67946	emotion, tablet, flip-up, left, thermoplastic	34	73930	patience intensive use, tablet, flip-up, left, uphols seat w/ thermo back	44
68000	elate, armless, upholstered	34	73940	patience intensive use, tablet, flip-up, left, upholstered	44
68003	elate, armless, thermoplastic	32	75100	patience bariatric, arm, upholstered	48
68030	elate, armless, upholstered seat with thermoplastic back	32	79003	patience, armless, thermoplastic, wallsaver	44
68100	elate, arm, steel, upholstered	32	79030	patience, arm, upholstered seat w/ thermo back, wallsaver	44
68103	elate, arm, steel, thermoplastic	32	79103	patience, arm, thermoplastic, wallsaver	44
68130	elate, arm, steel, upholstered seat with thermoplastic back	32	79130	patience, armless, uphols seat w/ thermo back, wallsaver	44
68200	elate, arm, molded, upholstered	32	86002	morphix, armless	42
68203	elate, arm, molded, thermoplastic	32	86020	morphix, armless, upholstered seat pad	42
68230	elate, arm, molded, upholstered seat with thermoplastic back	32	86102	morphix, arm	42
68830	elate, tablet, flip-up, right, upholstered seat w/ thermo back	32	86120	morphix, arm and upholstered seat pad	42
68840	elate, tablet, flip-up, right, upholstered	32	86602	morphix stool	42
68846	elate, tablet, flip-up, right, thermoplastic	32	86620	morphix stool, upholstered seat pad	42
68930	elate, tablet, flip-up, left, upholstered seat w/ thermo back	32			
68940	elate, tablet, flip-up, left, upholstered	32			
68946	elate, tablet, flip-up, left, thermoplastic	32			

**notes**



**fixtures**furniture

**fixturesfurniture.com** 1642 Crystal Ave. Kansas City, MO 64126 800/821-3500 t 816/245-5884 f

**showrooms** 222 Merchandise Mart, Suite 11-100 **Chicago**, IL 60654  
150 E. 58th St. 11th floor **New York**, NY 10155 212/688-0044 t 212/688-9877 f





**GSA  
PRICE GUIDE**

**57.18% Discount**

**#GS-29F-5234A**

Expires 1-31-11

**#GS-28F-2007D**

Expires 9-30-10

Effective  
1/01/09 add  
4% to all tables,  
except Saturn  
series

# fixturesfurniture

table price guide **2008**

table price guide 2008



fixturesfurniture

effective July 1, 2008

# TABLES

Schedule Title  
FSC Group 71, Part 1, Office Furniture

**fixturesfurniture**

**GSA Discount 57.18%**  
off January 1, 2009 Pricing

GSA Contract #GS-29F-5234A\*  
GSA Contract #GS-28F-2007D\*

See Fixtures Furniture July 1, 2008 printed price guide plus 4%

1a. Special Item Numbers:  
SIN 711-11 (GS-29F-5234A)  
SIN 71-302 (GS-28F-2007D)

1b. Lowest Price Item:

SIN	Part A	\$ List Each	\$ Net Each
711-11	92422	\$92	\$39.39
71-302	45138L	\$437	\$187.12

2. Maximum Order:  
\$200,000 net

3. Minimum Order:  
Any Value

4. Geographic Coverage:  
48 contiguous States and Washington DC

5. Point of Production:  
Fixtures Furniture  
4121 Rushton St., Lauderdale County  
Florence, AL 35630

800/821-3500  
256/765-7137 (fax)  
info@ff-corp.com (e-mail)

6. All prices shown in the Price Book are list, Government Discount 57.18% off list.

7. Volume Discount:

\$10,000 - 50,000 net	4%
\$50,001 - 100,000 net	6%
\$100,001 - 150,000 net	8%
\$150,001 - 200,000 net	10%

8. Prompt Payment Terms:  
2.5% - 20 Days/NET 30 Days  
(Not applicable for credit card purchases)

9a. Government Commercial Credit Card Accepted.

9b. No Discount for Payment by Government Credit Card.

10. Foreign Items - N/A

11a. Delivery Time:  
The guaranteed delivery time for all items is 90 days.  
Normally products ship within 45 days of receipt of a complete and accurate order.

11b. Expedited:  
Any item may be available for expedited delivery. Ask your Fixtures Furniture representative.

12. Freight:  
Freight paid by Fixtures within the contiguous 48 states.  
(FOB Origin, freight prepaid and allowed).; \$40 charge on orders less than \$800 list.

13. Ordering Address:  
Fixtures Furniture  
4121 Rushton St.  
Florence, AL 35630

Toll Free: 800/821-3500  
Fax: 256/765-7137

14. Payment Address:  
Jami, Inc. dba Fixtures Furniture, 36193 Treasury Center  
Chicago, IL 60694-6100

15. Environmental Attributes:  
Fixtures Furniture is committed to protecting the environment. We use environmentally sensitive manufacturing processes, and we maintain recycling programs in our facilities. Please contact our Customer Service Department to request additional information on our environmental commitments.



Many of Fixtures Furniture products have earned the GREENGUARD Environmental Institute's GREENGUARD Indoor Air Quality Certification for low emitting interior products.

All GREENGUARD Certified® furnishings and materials are tested on a regular basis to ensure continued low emitting status.

For more information or to obtain an up-to-date listing of Fixtures Furniture's Greenguard Indoor Air Certified® products please visit [www.fixturesfurniture.com](http://www.fixturesfurniture.com) or [www.greenguard.org](http://www.greenguard.org).

This price list was printed on recyclable paper. We urge you to recycle this book when new price lists are published.

16. WARRANTY: See Warranty on page 75 of the Price Guide.

17. Cancellation:  
No cancellation charges prior to production. After production begins, only actual costs incurred that can't be recovered through resale of merchandise in a reasonable length of time (6 months) will be subject to cancellation charges.

18. Returns:  
Returned merchandise will not be accepted without written approval from Fixtures Furniture Customer Service on a Return Authorization (RA) Form. Once an RA is approved, merchandise must be returned to Fixtures Furniture prepaid, in the original cartons (with proper inner packing), addressed with return labels and accompanied by a copy of the RA form. Fixtures Furniture will refuse shipments of returned goods that do not meet these criteria. A minimum 35% restocking fee will be due for the original shipment.

19. DUNS Number:  
00-714-2698

20. Tax ID Number  
48-1155727

21. CAGE Number:  
5J656

22. Size of Business:  
Small

\*Expiration Date:  
GS-29F-5234A expires January 31, 2011  
GS-28F-2007D expires September 30, 2010

[www.fixturesfurniture.com](http://www.fixturesfurniture.com) 4121 Rushton St., Florence, AL 35630 800/821-3500 t 256/765-7137 f

For more information on ordering from Federal Supply Schedules, click on the FSS schedules button at [www.fss.gsa.gov](http://www.fss.gsa.gov).

800/821-3500

# Products on Contract

---

Discount from List Price: 57.18%

## SIN Numbers/Products

### 711-11 (GS-29F-5234A)

- Bola Tables
- Designer Stack Tables
- Roam Tables
- Saturn Tables
- Syllabus Tables
- General Table Bases (pick-a-base)
- General Table Tops (pick-a-top)
- Table Dollies

### 71-302 (GS-28F-2007D)

- Bola For Children Tables

---

Call Customer Service for pricing on the following product models:

08690V Bola 48" diameter table w/ a veneer surface and wood lumbar edge style

10410L Pick-a 30" x 60" table top w/ a laminate surface and a laminate self, t-mold or 3mm edge style

[www.fixturesfurniture.com](http://www.fixturesfurniture.com) 4121 Rushton St., Florence, AL 35630 800/821-3500 t 256/765-7137 f

For more information on ordering from Federal Supply Schedules,  
click on the FSS schedules button at [www.fss.gsa.gov](http://www.fss.gsa.gov).

800/821-3500



# tables contents

product directory	2
<b>TABLES</b>	
bola	8
bola for children	12
designer stack	16
roam	20
saturn	24
syllabus	40
pick-a-top, pick-a-base	52
dollies	65
<b>APPENDICES</b>	
options directory	68
finishes	72
how to order	73
terms & conditions	74
<b>INDICES</b>	
by product name	78
by model number	84

# product directory



<b>BOLA</b> pgs. 8-11							
NESTING	n/a						
FOLDING	n/a						
MODULAR	n/a						
TRAINING	n/a						
MOBILE	n/a						
STACKING	n/a						
DOLLY	n/a						
HEIGHT	29"						
RECTANGULAR	D 24"	L 30"	WT 37 lb	SQUARE	D 36"	L 36"	WT 57 lb
	D 24"	L 36"	WT 43 lb		D 42"	L 42"	WT 77 lb
	D 24"	L 42"	WT 47 lb		D 48"	L 48"	WT 97 lb
	D 24"	L 48"	WT 53 lb		D 54"	L 54"	WT 123 lb
	D 24"	L 60"	WT 66 lb				
	D 30"	L 42"	WT 56 lb				
	D 30"	L 48"	WT 62 lb				
	D 30"	L 60"	WT 78 lb				
	D 36"	L 48"	WT 76 lb				
	D 36"	L 60"	WT 93 lb				
ROUND	DIA 36"	WT 48 lb					
	DIA 42"	WT 61 lb					
	DIA 48"	WT 80 lb					
	DIA 54"	WT 99 lb					
	DIA 60"	WT 119 lb					

2



<b>BOLA FOR CHILDREN</b> pgs. 12-14			
NESTING	n/a		
FOLDING	n/a		
MODULAR	n/a		
TRAINING	n/a		
MOBILE	n/a		
STACKING	n/a		
DOLLY	n/a		
HEIGHT	18", 21", 24"		
RECTANGULAR	D 24"	L 42"	WT 43 lb
	D 30"	L 42"	WT 51 lb
	D 30"	L 48"	WT 57 lb
	D 30"	L 60"	WT 73 lb
	D 36"	L 48"	WT 71 lb
	D 36"	L 60"	WT 88 lb
ROUND	DIA 30"	WT 32 lb	
	DIA 36"	WT 43 lb	
	DIA 42"	WT 56 lb	
	DIA 48"	WT 75 lb	
	DIA 54"	WT 94 lb	
SQUARE	D 24"	L 24"	WT 27 lb
	D 30"	L 30"	WT 38 lb
	D 36"	L 36"	WT 52 lb
	D 42"	L 42"	WT 72 lb
	D 48"	L 48"	WT 92 lb
BABY	WT -1 lb		
TEEN	WT +1 lb		



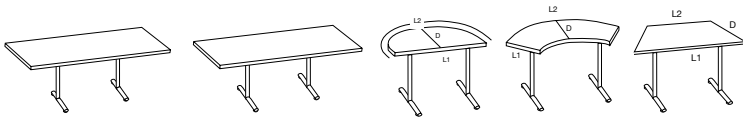
<b>DESIGNER STACK</b> pgs. 16-18			
NESTING	n/a		
FOLDING	n/a		
MODULAR	n/a		
TRAINING	n/a		
MOBILE	n/a		
STACKING	10 floor/dolly		
DOLLY	00011		
HEIGHT	28½"		
RECTANGULAR	D 24"	L 30"	WT 36 lb
	D 30"	L 42"	WT 52 lb
	D 30"	L 48"	WT 57 lb
ROUND	DIA 36"	WT 38 lb	
	DIA 42"	WT 52 lb	
	DIA 48"	WT 68 lb	
SQUARE	D 24"	L 24"	WT 31 lb
	D 30"	L 30"	WT 49 lb
	D 36"	L 36"	WT 52 lb
	D 42"	L 42"	WT 68 lb



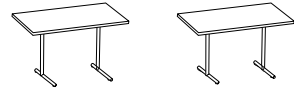
<b>DESIGNER STACK OCCASIONAL</b> pgs. 16-18			
NESTING	n/a		
FOLDING	n/a		
MODULAR	n/a		
TRAINING	n/a		
MOBILE	n/a		
STACKING	10 floor/dolly		
DOLLY	00011		
HEIGHT	17"		
RECTANGULAR	D 24"	L 30"	WT 30 lb
	D 30"	L 42"	WT 46 lb
SQUARE	D 24"	L 24"	WT 25 lb
	D 30"	L 30"	WT 43 lb



<b>ROAM</b> pgs. 20-23			
NESTING	yes		
FOLDING	yes		
MODULAR	n/a		
TRAINING	yes		
MOBILE	yes		
STACKING	4 on dolly		
DOLLY	00039		
HEIGHT	29"		
RECTANGULAR	D 20"	L 48"	WT 63 lb
	D 20"	L 60"	WT 75 lb
	D 20"	L 72"	WT 82 lb
	D 24"	L 48"	WT 70 lb
	D 24"	L 60"	WT 84 lb
	D 24"	L 72"	WT 99 lb
	D 30"	L 48"	WT 82 lb
	D 30"	L 60"	WT 101 lb
	D 30"	L 72"	WT 119 lb
BOW FRONT	D 20"	L 48"	WT 60 lb
	D 20"	L 60"	WT 72 lb
	D 20"	L 72"	WT 79 lb
	D 24"	L 48"	WT 67 lb
	D 24"	L 60"	WT 81 lb
	D 24"	L 72"	WT 96 lb
	D 30"	L 48"	WT 79 lb
	D 30"	L 60"	WT 98 lb
D 30"	L 72"	WT 116 lb	

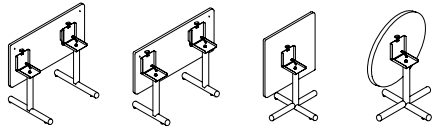


SATURN FIXED LEG pgs. 24-29						
NESTING	n/a					
FOLDING	n/a					
MODULAR	yes					
TRAINING	yes					
MOBILE	yes					
STACKING	n/a					
DOLLY	n/a					
HEIGHT	29"					
RECTANGULAR	D 20"	L 42"	WT 56 lb	ROUND	DIA 30"	WT 40 lb
C-LEG	D 20"	L 48"	WT 60 lb		DIA 36"	WT 52 lb
	D 20"	L 60"	WT 68 lb		DIA 42"	WT 66 lb
	D 20"	L 72"	WT 76 lb		DIA 48"	WT 78 lb
	D 24"	L 42"	WT 62 lb			
	D 24"	L 48"	WT 66 lb	SQUARE	D 24" L 24"	WT 35 lb
	D 24"	L 60"	WT 76 lb		D 30" L 30"	WT 47 lb
	D 24"	L 72"	WT 85 lb		D 36" L 36"	WT 61 lb
					D 42" L 42"	WT 78 lb
					D 48" L 48"	WT 96 lb
RECTANGULAR	D 20"	L 42"	WT 60 lb			
T-LEG	D 20"	L 48"	WT 64 lb	HALF ROUND	D 24" L1 48" L2 75½"	WT 64 lb
	D 20"	L 60"	WT 72 lb		D 30" L1 60" L2 94"	WT 84 lb
	D 20"	L 72"	WT 80 lb			
	D 24"	L 42"	WT 66 lb	TRAPEZOID	D 24" L1 48" L2 24"	WT 62 lb
	D 24"	L 48"	WT 70 lb		D 30" L1 60" L2 30"	WT 79 lb
	D 24"	L 60"	WT 80 lb			
	D 24"	L 72"	WT 89 lb	CRESCENT	D 24" L1 36" L2 56½"	WT 47 lb
	D 30"	L 42"	WT 74 lb		D 24" L1 48" L2 75½"	WT 64 lb
	D 30"	L 48"	WT 90 lb		D 30" L1 36" L2 56½"	WT 50 lb
	D 30"	L 60"	WT 104 lb		D 30" L1 48" L2 75½"	WT 70 lb
	D 30"	L 72"	WT 118 lb			

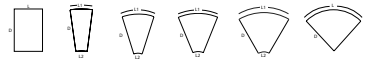


SATURN FOLDING LEG pgs. 30-31			
NESTING	n/a		
FOLDING	yes		
MODULAR	yes		
TRAINING	yes		
MOBILE	yes		
STACKING	6 on dolly		
DOLLY	00042		
HEIGHT	29"		
RECTANGULAR	D 20"	L 60"	WT 70 lb
C-LEG	D 20"	L 72"	WT 78 lb
	D 24"	L 60"	WT 78 lb
	D 24"	L 72"	WT 87 lb
RECTANGULAR	D 20"	L 60"	WT 74 lb
T-LEG	D 20"	L 72"	WT 82 lb
	D 24"	L 60"	WT 82 lb
	D 24"	L 72"	WT 91 lb
	D 30"	L 60"	WT 106 lb
	D 30"	L 72"	WT 120 lb

3

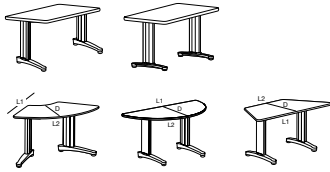


SATURN FLIP TOP pgs. 32-35						
NESTING	yes					
FOLDING	n/a					
MODULAR	yes					
TRAINING	yes					
MOBILE	yes					
STACKING	n/a					
DOLLY	n/a					
HEIGHT	29"					
RECTANGULAR	D 20"	L 42"	WT 58 lb	ROUND	DIA 30"	WT 42 lb
C-LEG	D 20"	L 48"	WT 62 lb		DIA 36"	WT 54 lb
	D 20"	L 60"	WT 70 lb		DIA 42"	WT 68 lb
	D 20"	L 72"	WT 78 lb		DIA 48"	WT 80 lb
	D 24"	L 42"	WT 64 lb			
	D 24"	L 48"	WT 68 lb	SQUARE	D 24" L 24"	WT 37 lb
	D 24"	L 60"	WT 78 lb		D 30" L 30"	WT 49 lb
	D 24"	L 72"	WT 87 lb		D 36" L 36"	WT 63 lb
					D 42" L 42"	WT 80 lb
					D 48" L 48"	WT 98 lb
RECTANGULAR	D 20"	L 42"	WT 62 lb			
T-LEG	D 20"	L 48"	WT 66 lb			
	D 20"	L 60"	WT 74 lb			
	D 20"	L 72"	WT 82 lb			
	D 24"	L 42"	WT 68 lb			
	D 24"	L 48"	WT 72 lb			
	D 24"	L 60"	WT 82 lb			
	D 24"	L 72"	WT 91 lb			
	D 30"	L 42"	WT 76 lb			
	D 30"	L 48"	WT 92 lb			
	D 30"	L 60"	WT 106 lb			
	D 30"	L 72"	WT 120 lb			



SATURN CONNECTORS pgs. 36-37			
NESTING	n/a		
FOLDING	n/a		
MODULAR	yes		
TRAINING	yes		
MOBILE	yes		
STACKING	n/a		
DOLLY	n/a		
HEIGHT	29"		
STRAIGHT	D 24"	L 20"	WT 17 lb
	D 30"	L 20"	WT 21 lb
15 DEGREE	D 24"	L1 14" L2 8"	WT 8 lb
	D 30"	L1 16" L2 8"	WT 10 lb
30 DEGREE	D 24"	L1 20½" L2 8"	WT 10 lb
	D 30"	L1 23½" L2 8"	WT 14 lb
45 DEGREE	D 24"	L1 27" L2 8"	WT 11 lb
	D 30"	L1 32" L2 8"	WT 16 lb
60 DEGREE	D 24"	L1 33½" L2 8"	WT 12 lb
	D 30"	L1 40" L2 8"	WT 18 lb
90 DEGREE	D 24"	L1 38"	WT 19 lb
	D 30"	L1 47"	WT 27 lb

# product directory



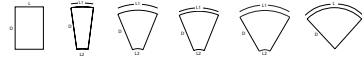
## SYLLABUS FIXED LEG pgs. 40-45

NESTING	n/a		
FOLDING	n/a		
MODULAR	yes		
TRAINING	yes		
MOBILE	yes		
STACKING	n/a		
DOLLY	n/a		
HEIGHT	29"		
RECTANGULAR	D 24" L 42"	WT 62 lb	
C-LEG	D 24" L 48"	WT 66 lb	
	D 24" L 60"	WT 75 lb	
	D 24" L 72"	WT 84 lb	
	D 30" L 42"	WT 70 lb	
	D 30" L 48"	WT 75 lb	
	D 30" L 60"	WT 86 lb	
	D 30" L 72"	WT 98 lb	
	T-LEG	D 24" L 42"	WT 62 lb
D 24" L 48"		WT 66 lb	
D 24" L 60"		WT 75 lb	
D 24" L 72"		WT 84 lb	
D 30" L 42"		WT 70 lb	
D 30" L 48"		WT 75 lb	
D 30" L 60"		WT 86 lb	
D 30" L 72"		WT 98 lb	
HALF-ROUND	D 24" L1 48" L2 75½"	WT 58 lb	
	D 30" L1 60" L2 94"	WT 74 lb	
TRAPEZOID	D 30" L1 60" L2 30"	WT 65 lb	
CRESCENT	D 24" L1 36" L2 56½"	WT 58 lb	
	D 24" L1 48" L2 75½"	WT 61 lb	
	D 30" L1 36" L2 56½"	WT 72 lb	
	D 30" L1 48" L2 75½"	WT 79 lb	



## SYLLABUS FOLDING LEG pgs. 46-47

NESTING	n/a			
FOLDING	yes			
MODULAR	yes			
TRAINING	yes			
MOBILE	yes			
STACKING	3-4 on dolly			
DOLLY	00090			
HEIGHT	29"			
RECTANGULAR	D 24" L 42"	WT 66 lb		
C-LEG	D 24" L 48"	WT 70 lb		
	D 24" L 60"	WT 79 lb		
	D 24" L 72"	WT 88 lb		
	D 30" L 42"	WT 73 lb		
	D 30" L 48"	WT 79 lb		
	D 30" L 60"	WT 90 lb		
	D 30" L 72"	WT 102 lb		
	T-LEG	D 24" L 42"	WT 66 lb	
		D 24" L 48"	WT 70 lb	
		D 24" L 60"	WT 79 lb	
D 24" L 72"		WT 88 lb		
D 30" L 42"		WT 73 lb		
D 30" L 48"		WT 79 lb		
D 30" L 60"		WT 90 lb		
D 30" L 72"		WT 102 lb		

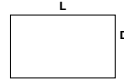


## SYLLABUS CONNECTORS pgs. 48-49

NESTING	n/a			
FOLDING	n/a			
MODULAR	yes			
TRAINING	yes			
MOBILE	n/a			
STACKING	n/a			
DOLLY	n/a			
HEIGHT	29"			
STRAIGHT	D 24" L 20"			WT 17 lb
	D 30" L 20"			WT 21 lb
15 DEGREE	D 24" L1 14" L2 8"			WT 8 lb
	D 30" L1 16" L2 8"			WT 10 lb
30 DEGREE	D 24" L1 20½" L2 8"			WT 10 lb
	D 30" L1 23½" L2 8"			WT 14 lb
45 DEGREE	D 24" L1 27" L2 8"			WT 11 lb
	D 30" L1 32" L2 8"			WT 16 lb
60 DEGREE	D 24" L1 33½" L2 8"			WT 12 lb
	D 30" L1 40" L2 8"			WT 18 lb
90 DEGREE	D 24" L1 38"			WT 19 lb
	D 30" L1 47"			WT 27 lb



# product directory



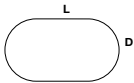
**TABLE TOPS** pgs. 52-61

SQUARE	D	L	WT
	24"	24"	19 lb
	30"	30"	30 lb
	36"	36"	43 lb
	42"	42"	58 lb
	48"	48"	76 lb
	54"	54"	98 lb
	60"	60"	121 lb

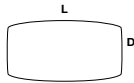
ROUND	DIA	WT
	24"	15 lb
	30"	24 lb
	36"	34 lb
	42"	46 lb
	48"	60 lb
	54"	77 lb
	60"	94 lb

RECTANGULAR	D	L	WT
	20"	30"	20 lb
	20"	36"	24 lb
	20"	42"	28 lb
	20"	48"	32 lb
	20"	60"	40 lb
	20"	72"	48 lb
	24"	30"	24 lb
	24"	36"	30 lb
	24"	42"	34 lb
	24"	48"	38 lb
	24"	60"	48 lb
	24"	72"	57 lb
	30"	36"	36 lb
	30"	42"	42 lb
	30"	48"	47 lb
	30"	60"	59 lb
	30"	72"	72 lb
	30"	84"	90 lb
	30"	96"	102 lb
	36"	42"	50 lb
	36"	48"	58 lb
	36"	60"	72 lb
	36"	72"	86 lb
	36"	84"	108 lb
	36"	96"	122 lb
	42"	72"	103 lb
	42"	84"	124 lb
	42"	96"	141 lb

5



RACETRACK	D	L	WT
	30"	72"	65 lb
	30"	84"	80 lb
	30"	96"	92 lb
	36"	72"	75 lb
	36"	84"	94 lb
	36"	96"	106 lb
	42"	72"	86 lb
	42"	84"	106 lb
	42"	96"	121 lb



BOAT	D	L	WT
	30"	72"	70 lb
	30"	84"	85 lb
	30"	96"	96 lb
	36"	72"	83 lb
	36"	84"	102 lb
	36"	96"	115 lb
	42"	72"	98 lb
	42"	84"	118 lb
	42"	96"	133 lb



**TABLE BASES, STEEL** pgs. 62-64

<b>DISK ROUND</b>	DIA 17"		OH 27 <sup>3</sup> / <sub>4</sub> "	WT 31 lb	<b>WAVE SQUARE</b>	L 18"	W 18"	OH 27 <sup>3</sup> / <sub>4</sub> "	WT 43 lb
	DIA 17"		OH 40 <sup>3</sup> / <sub>4</sub> "	WT 34 lb		L 18"	W 18"	OH 40 <sup>3</sup> / <sub>4</sub> "	WT 46 lb
	DIA 22"		OH 27 <sup>3</sup> / <sub>4</sub> "	WT 52 lb		L 23"	W 23"	OH 27 <sup>3</sup> / <sub>4</sub> "	WT 72 lb
	DIA 22"		OH 40 <sup>3</sup> / <sub>4</sub> "	WT 55 lb		L 23"	W 23"	OH 40 <sup>3</sup> / <sub>4</sub> "	WT 75 lb
	DIA 25"		OH 27 <sup>3</sup> / <sub>4</sub> "	WT 67 lb		L 27"	W 27"	OH 27 <sup>3</sup> / <sub>4</sub> "	WT 84 lb
	DIA 28"		OH 27 <sup>3</sup> / <sub>4</sub> "	WT 70 lb		<b>X-BASE</b>	L 22"	W 22"	OH 27 <sup>3</sup> / <sub>4</sub> "
DIA 32"		OH 27 <sup>3</sup> / <sub>4</sub> "	WT 92 lb	L 22"	W 22"	OH 40 <sup>3</sup> / <sub>4</sub> "	WT 19 lb		
<b>WAVE ROUND</b>	DIA 17"		OH 27 <sup>3</sup> / <sub>4</sub> "	WT 30 lb	L 26"	W 26"	OH 27 <sup>3</sup> / <sub>4</sub> "	WT 17 lb	
	DIA 17"		OH 40 <sup>3</sup> / <sub>4</sub> "	WT 33 lb	L 26"	W 26"	OH 40 <sup>3</sup> / <sub>4</sub> "	WT 20 lb	
	DIA 22"		OH 27 <sup>3</sup> / <sub>4</sub> "	WT 51 lb	L 32"	W 32"	OH 27 <sup>3</sup> / <sub>4</sub> "	WT 18 lb	
	DIA 22"		OH 40 <sup>3</sup> / <sub>4</sub> "	WT 54 lb	L 32"	W 32"	OH 40 <sup>3</sup> / <sub>4</sub> "	WT 21 lb	
	DIA 25"		OH 27 <sup>3</sup> / <sub>4</sub> "	WT 65 lb	L 36"	W 36"	OH 27 <sup>3</sup> / <sub>4</sub> "	WT 20 lb	
	DIA 28"		OH 27 <sup>3</sup> / <sub>4</sub> "	WT 68 lb	<b>DRUM</b>	DIA 18"		OH 27 <sup>3</sup> / <sub>4</sub> "	WT 50 lb
DIA 32"		OH 27 <sup>3</sup> / <sub>4</sub> "	WT 89 lb	DIA 24"		OH 27 <sup>3</sup> / <sub>4</sub> "	WT 78 lb		
<b>DISK SQUARE</b>	L 18"	W 18"	OH 27 <sup>3</sup> / <sub>4</sub> "	WT 44 lb	<b>C-BASE</b>	L 16"	OH 27 <sup>3</sup> / <sub>4</sub> "	WT 14 lb	
	L 18"	W 18"	OH 40 <sup>3</sup> / <sub>4</sub> "	WT 47 lb	L 20"	OH 27 <sup>3</sup> / <sub>4</sub> "	WT 16 lb		
	L 23"	W 23"	OH 27 <sup>3</sup> / <sub>4</sub> "	WT 73 lb	<b>T-BASE</b>	L 18"	OH 27 <sup>3</sup> / <sub>4</sub> "	WT 15 lb	
	L 23"	W 23"	OH 40 <sup>3</sup> / <sub>4</sub> "	WT 76 lb	L 22"	OH 27 <sup>3</sup> / <sub>4</sub> "	WT 17 lb		
	L 27"	W 27"	OH 27 <sup>3</sup> / <sub>4</sub> "	WT 87 lb	L 26"	OH 27 <sup>3</sup> / <sub>4</sub> "	WT 19 lb		
				<b>PIN LEG</b>	DIA 2"	OH 27 <sup>3</sup> / <sub>4</sub> "	WT 7 lb		
				<b>REVEAL</b>	DIA 2"	OH 27 <sup>3</sup> / <sub>4</sub> "	WT 9 lb		



**TABLE BASES, CAST IRON** pgs. 62-64

<b>FLUTED</b>	DIA 22"		OH 29 <sup>1</sup> / <sub>2</sub> "	WT 45 lb
	DIA 22"		OH 42 <sup>3</sup> / <sub>4</sub> "	WT 48 lb
	DIA 28"		OH 29 <sup>1</sup> / <sub>2</sub> "	WT 71 lb
<b>HOBNAIL</b>	DIA 22"		OH 27 <sup>3</sup> / <sub>4</sub> "	WT 38 lb
	DIA 22"		OH 40 <sup>3</sup> / <sub>4</sub> "	WT 41 lb
	DIA 30"		OH 27 <sup>3</sup> / <sub>4</sub> "	WT 63 lb
<b>X-BASE FLAT</b>	L 22"	W 22"	OH 28 <sup>1</sup> / <sub>2</sub> "	WT 18 lb
	L 30"	W 30"	OH 28 <sup>1</sup> / <sub>2</sub> "	WT 23 lb
<b>X-BASE TAPERED</b>	L 24"	W 24"	OH 28 <sup>1</sup> / <sub>2</sub> "	WT 24 lb
	L 32"	W 32"	OH 28 <sup>1</sup> / <sub>2</sub> "	WT 33 lb
<b>T-BASE FLAT</b>	L 22"		OH 28 <sup>1</sup> / <sub>2</sub> "	WT 23 lb
<b>T-BASE TAPERED</b>	L 24"		OH 28 <sup>1</sup> / <sub>2</sub> "	WT 19 lb





## bola

multi-purpose tables with simple lines and distinct bola ball glides

8

### DESIGN

by Ron Kemnitzer

### STANDARDS

Meets or exceeds ANSI/BIFMA X5.5 durability and safety standards.

### CONSTRUCTION

**TABLE TOPS:** 1 1/4" balanced construction with particle board core, edged and backed with moisture-resistant coverings to form a completely sealed outside surface. Choice of high pressure laminate or European steamed beech veneer. Tops are shipped pre-drilled for easy assembly to base. Rectangular tables 60" in length standard with 1" x 1" steel support to prevent bowing. Table tops are produced to industry standard nominal sizing. For exact size table tops, contact customer service for lead times and up-charges.

**EDGES:** laminate self; vinyl bumper-t; vinyl straight-t; 3mm; urethane bullnose, urethane eased, urethane waterfall; 1/8" wood lumber

**FRAME:** 1" x 14-gauge steel tube.

**GLIDES:** molded nylon ball


### SHIPPING

KD; tops and legs packed separately

### STACKING

bola tables do not stack

EDGE PROFILES for additional information, see page 72



LAMINATE SELF



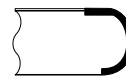
VINYL BUMPER-T



VINYL STRAIGHT-T



3MM



URETHANE BULLNOSE



URETHANE EASED

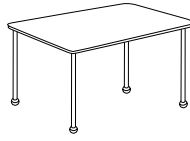


URETHANE WATERFALL



1/8" WOOD LUMBER

# bola laminate



RECTANGULAR		MODEL #		LAMINATE	VINYL & 3MM	URETHANE	WOOD	
EDGE	EDGES	EDGE	EDGE	EDGE	EDGE	EDGE	EDGE	
□ 24"	L 30"	OH 29"	WT 37 lb	08220L	\$438	\$438	\$696	\$508
□ 24"	L 36"	OH 29"	WT 43 lb	08140L	\$448	\$448	\$715	\$490
□ 24"	L 42"	OH 29"	WT 47 lb	08150L	\$477	\$477	\$833	\$539
□ 24"	L 48"	OH 29"	WT 53 lb	08160L	\$480	\$480	\$845	\$574
□ 24"	L 60"	OH 29"	WT 66 lb	08180L	\$513	\$513	\$1,088	\$699
□ 30"	L 42"	OH 29"	WT 56 lb	08370L	\$514	\$514	\$901	\$666
□ 30"	L 48"	OH 29"	WT 62 lb	08380L	\$525	\$525	\$975	\$653
□ 30"	L 60"	OH 29"	WT 78 lb	08410L	\$560	\$560	\$1,198	\$805
□ 36"	L 48"	OH 29"	WT 76 lb	08550L	\$614	\$614	\$1,007	\$702
□ 36"	L 60"	OH 29"	WT 93 lb	08570L	\$645	\$645	\$1,127	\$867

9

Additional sizes next page

**SPECIFICATIONS** how to order, see page 73

**EXAMPLE:**

bola laminate top table specification & pricing

08370L 30" x 42"	\$514
L05 thunder laminate	+ \$00
UE urethane eased edge	+ \$00
U04 dolphin	+ \$00
E06 satin silver leg	+ \$00
P03 cool gray ball glides	+ \$00
total = \$514	

**4: SELECT EDGE PROFILE & FINISH**

for solid or other laminate models, select edge profile and color

- LS laminate self (matches top finish)
- BT vinyl bumper-t
- ST straight-t
- MM 3mm
  - V01 white
  - V02 dove gray
  - V03 smoke
  - V04 black
  - V05 graphite
  - V06 stone
  - V07 off-white
- UB urethane bullnose
- UE urethane eased
- UW urethane waterfall
  - U01 platinum
  - U02 stone
  - U03 smoke
  - U04 dolphin
  - U05 wrought iron
  - U06 black
- WL 1/8" wood lumber
  - W01 natural beech
  - W02 natural cherry
  - W03 dark cherry
  - W04 medium walnut
  - W05 mahogany
  - W06 ebony

**6: SELECT GLIDE FINISH**

- P02 warm gray
- P03 cool gray
- P04 charcoal
- P05 kohli
- P06 night
- P07 eggplant
- P09 snow
- P10 sunshine
- P11 tangerine
- P12 red red
- P13 cornflower
- P16 kiwi
- P17 chocolate

**1: SELECT BOLA**

prices shown above are list

**2: SELECT OPTIONS**

for all models, select as needed; add all option prices to table model price

TH special table height	+ \$36
KH bright chrome finish	+ \$91

**3: SELECT TABLE TOP FINISH**

for all models, select color

**solid laminates**

- L01 chalk white
- L02 fashion gray
- L03 maritime gray
- L04 wrought iron
- L05 thunder (n/a on 54" and 60" round and square tables)
- L06 grey
- L07 smoky white
- L08 juarez flower
- L09 bittersweet
- L10 shadow blue

**woodgrain laminates**

- L11 natural pear
- L12 wild cherry
- L13 huntington maple
- L14 monticello maple
- L15 versailles anigre
- L16 empire mahogany

(edge will be matching 3mm)

**other laminate**

L17 specify mfg. name and code number; refer to page 72 for details

**5: SELECT LEG FINISH**

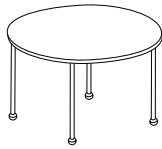
for all models, select metal

- E01 black
- E02 gunmetal
- E03 flint
- E04 warm gray
- E05 cool gray
- E06 satin silver
- E07 bright chrome - option KH \$91 up-charge

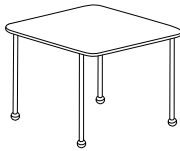
or select textured metal

- E51 black T
- E52 gunmetal T
- E53 flint T

# bola laminate



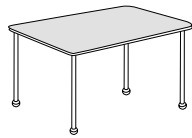
ROUND				MODEL #	LAMINATE EDGE	VINYL & 3MM EDGES	URETHANE EDGE	WOOD EDGE
DIA 36"	OH 29"	WT 48 lb		08500L	\$492	\$492	\$840	\$619
DIA 42"	OH 29"	WT 61 lb		08630L	\$606	\$606	\$967	\$773
DIA 48"	OH 29"	WT 80 lb		08690L	\$610	\$610	\$1,026	\$949
DIA 54"	OH 29"	WT 99 lb		08540L	\$709	\$709	\$1,307	\$1,059
DIA 60"	OH 29"	WT 119 lb		08790L	\$712	\$712	\$1,402	\$2,141



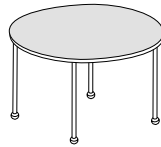
SQUARE				MODEL #	LAMINATE EDGE	VINYL & 3MM EDGES	URETHANE EDGE	WOOD EDGE
D 36"	L 36"	OH 29"	WT 57 lb	08510L	\$501	\$501	\$849	\$548
D 42"	L 42"	OH 29"	WT 77 lb	08640L	\$609	\$609	\$969	\$673
D 48"	L 48"	OH 29"	WT 97 lb	08700L	\$614	\$614	\$1,036	\$785
D 54"	L 54"	OH 29"	WT 123 lb	08854L	\$638	\$638	n/a	\$986

10

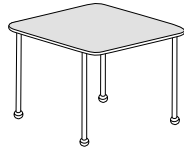
See previous page for specifications



RECTANGULAR				MODEL #	WOOD EDGE
D 24"	L 30"	OH 29"	WT 37 lb	08220V	\$642
D 24"	L 36"	OH 29"	WT 43 lb	08140V	\$650
D 24"	L 42"	OH 29"	WT 47 lb	08150V	\$726
D 24"	L 48"	OH 29"	WT 53 lb	08160V	\$788
D 24"	L 60"	OH 29"	WT 66 lb	08180V	\$966
D 30"	L 42"	OH 29"	WT 56 lb	08370V	\$900
D 30"	L 48"	OH 29"	WT 62 lb	08380V	\$921
D 30"	L 60"	OH 29"	WT 78 lb	08410V	\$1,140
D 36"	L 48"	OH 29"	WT 76 lb	08550V	\$1,023
D 36"	L 60"	OH 29"	WT 93 lb	08570V	\$1,268



ROUND			MODEL #	WOOD EDGE
DIA 36"	OH 29"	WT 48 lb	08500V	\$860
DIA 42"	OH 29"	WT 61 lb	08630V	\$1,101
DIA 48"	OH 29"	WT 80 lb	08690V	\$1,221



SQUARE				MODEL #	WOOD EDGE
D 36"	L 36"	OH 29"	WT 57 lb	08510V	\$789
D 42"	L 42"	OH 29"	WT 77 lb	08640V	\$1,001
D 48"	L 48"	OH 29"	WT 97 lb	08700V	\$1,213

**SPECIFICATIONS** how to order, see page 73

**EXAMPLE:**

bola wood veneer table specification & pricing

08500V	36" diameter	\$860
W03	dark cherry stain	+ \$00
WL	1/8" wood lumber edge	+ \$00
E06	satin silver leg	+ \$00
P03	cool gray ball glides	+ \$00
		<b>total = \$860</b>

**1: SELECT BOLA**

prices shown above are list

**2: SELECT OPTIONS**

for all models, select as needed; add option prices to table model price

TH	special table height	+\$36
KH	bright chrome finish	+\$91

**3: SELECT TABLE TOP FINISH**

for all models, select color

W01	natural beech
W02	natural cherry
W03	dark cherry
W04	medium walnut
W05	mahogany
W06	ebony

**4: SELECT EDGE PROFILE**

for all models, select edge profile  
 WL 1/8" wood lumber  
 (stained or clear coated to match top finish)

**5: SELECT LEG FINISH**

for all models, select metal

E01	black
E02	gunmetal
E03	flint
E04	warm gray
E05	cool gray
E06	satin silver
E07	bright chrome - option KH \$91 up-charge

or select textured metal

E51	black T
E52	gunmetal T
E53	flint T

**6: SELECT GLIDE FINISH**

P02	warm gray
P03	cool gray
P04	charcoal
P05	kohl
P06	night
P07	eggplant
P09	snow
P10	sunshine
P11	tangerine
P12	red red
P13	cornflower
P16	kiwi
P17	chocolate

**OPTIONS** for additional information, see page 68

TH	special table height	+\$ 36	KH	bright chrome finish	+\$ 91
----	----------------------	--------	----	----------------------	--------



## bola for children

12

kid-sized tables with fun bola ball glides

### DESIGN

by Ron Kemnitzer

### STANDARDS

Meets or exceeds ANSI/BIFMA X5.5 durability and safety standards.

### CONSTRUCTION

**TABLE TOPS:** 1 1/4" balanced construction with particle board core, edged and backed with moisture-resistant coverings to form a completely sealed outside surface. Tops are shipped pre-drilled for easy assembly to base. Rectangular tables 60" in length standard with 1" x 1" steel support to prevent bowing. Table tops are produced to industry standard nominal sizing. For exact size table tops, contact customer service for lead times and up-charges.

**EDGES:** laminate self; vinyl bumper-t; vinyl straight-t; urethane bullnose, urethane eased, urethane waterfall

**FRAME:** 1" x 14-gauge steel tube.

**GLIDES:** molded nylon ball

### SHIPPING

KD; tops and legs packed separately

### STACKING

bola tables do not stack

EDGE PROFILES for additional information, see page 72



LAMINATE SELF



VINYL BUMPER-T



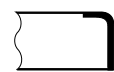
VINYL STRAIGHT-T



3MM



URETHANE  
BULLNOSE



URETHANE  
EASED



URETHANE  
WATERFALL



# bola for children laminate



RECTANGULAR				MODEL #	LAMINATE EDGE	VINYL & 3MM EDGES	URETHANE EDGE
D 24"	L 42"	OH 18"	WT 42 lb	45158L	\$459	\$459	\$848
D 24"	L 42"	OH 21"	WT 43 lb	45150L	\$465	\$465	\$854
D 24"	L 42"	OH 24"	WT 44 lb	45154L	\$471	\$471	\$860
D 30"	L 42"	OH 18"	WT 50 lb	45378L	\$496	\$496	\$916
D 30"	L 42"	OH 21"	WT 51 lb	45370L	\$502	\$502	\$922
D 30"	L 42"	OH 24"	WT 52 lb	45374L	\$508	\$508	\$928
D 30"	L 48"	OH 18"	WT 56 lb	45388L	\$497	\$497	\$938
D 30"	L 48"	OH 21"	WT 57 lb	45380L	\$503	\$503	\$944
D 30"	L 48"	OH 24"	WT 58 lb	45384L	\$509	\$509	\$950
D 30"	L 60"	OH 18"	WT 72 lb	45418L	\$540	\$540	\$1,213
D 30"	L 60"	OH 21"	WT 73 lb	45410L	\$547	\$547	\$1,220
D 30"	L 60"	OH 24"	WT 74 lb	45414L	\$552	\$552	\$1,225
D 36"	L 48"	OH 18"	WT 70 lb	45558L	\$596	\$596	\$1,021
D 36"	L 48"	OH 21"	WT 71 lb	45550L	\$602	\$602	\$1,027
D 36"	L 48"	OH 24"	WT 72 lb	45554L	\$609	\$609	\$1,034
D 36"	L 60"	OH 18"	WT 87 lb	45578L	\$626	\$626	\$1,142
D 36"	L 60"	OH 21"	WT 88 lb	45570L	\$632	\$632	\$1,148
D 36"	L 60"	OH 24"	WT 89 lb	45574L	\$638	\$638	\$1,154

13

18" table height recommended for Baby Bola seating  
 21" table height recommended for Junior Bola seating  
 24" table height recommended for Teen Bola seating  
 Additional sizes next page

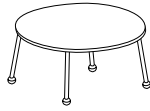
**SPECIFICATIONS** how to order, see page 73

<p><b>EXAMPLE:</b></p> <p>bola for children laminate table specification &amp; pricing</p> <table> <tr><td>45510L</td><td>36" x 36" - 21" height</td><td>\$490</td></tr> <tr><td>L09</td><td>bittersweet laminate</td><td>+ \$00</td></tr> <tr><td>ST</td><td>straight-t edge</td><td>+ \$00</td></tr> <tr><td>V01</td><td>white</td><td>+ \$00</td></tr> <tr><td>E06</td><td>satin silver leg</td><td>+ \$00</td></tr> <tr><td>P11</td><td>tangerine ball glides</td><td>+ \$00</td></tr> <tr><td colspan="2"></td><td>total = \$490</td></tr> </table> <p><input type="checkbox"/> <b>1: SELECT BOLA FOR CHILDREN</b></p> <p>prices shown above are list</p> <p><input type="checkbox"/> <b>2: SELECT OPTION</b></p> <p>for all models, select as needed; add option price to table model price</p> <table> <tr><td>KH</td><td>bright chrome finish</td><td>+\$91</td></tr> </table> <p><input type="checkbox"/> <b>3: SELECT TABLE TOP FINISH</b></p> <p>for all models, select color</p> <p><b>solid laminates</b></p> <table> <tr><td>L01</td><td>chalk white</td></tr> <tr><td>L02</td><td>fashion gray</td></tr> <tr><td>L03</td><td>maritime gray</td></tr> <tr><td>L04</td><td>wrought iron</td></tr> <tr><td>L05</td><td>thunder (n/a on 54" round tables)</td></tr> <tr><td>L06</td><td>grey</td></tr> <tr><td>L07</td><td>smoky white</td></tr> <tr><td>L08</td><td>juarez flower</td></tr> <tr><td>L09</td><td>bittersweet</td></tr> <tr><td>L10</td><td>shadow blue</td></tr> </table>	45510L	36" x 36" - 21" height	\$490	L09	bittersweet laminate	+ \$00	ST	straight-t edge	+ \$00	V01	white	+ \$00	E06	satin silver leg	+ \$00	P11	tangerine ball glides	+ \$00			total = \$490	KH	bright chrome finish	+\$91	L01	chalk white	L02	fashion gray	L03	maritime gray	L04	wrought iron	L05	thunder (n/a on 54" round tables)	L06	grey	L07	smoky white	L08	juarez flower	L09	bittersweet	L10	shadow blue	<p><b>woodgrain laminates</b></p> <table> <tr><td>L11</td><td>natural pear</td></tr> <tr><td>L12</td><td>wild cherry</td></tr> <tr><td>L13</td><td>huntington maple</td></tr> <tr><td>L14</td><td>monticello maple</td></tr> <tr><td>L15</td><td>versailles anigre</td></tr> <tr><td>L16</td><td>empire mahogany</td></tr> </table> <p>(edge will be matching 3mm)</p> <p><b>other laminate</b></p> <table> <tr><td>L17</td><td>specify mfg. name and code number; refer to page 72 for details.</td></tr> </table> <p><input type="checkbox"/> <b>4: SELECT EDGE PROFILE &amp; FINISH</b></p> <p>for solid and other laminate table models, select edge profile and color</p> <p><b>LS</b> laminate self (matches top finish)</p> <p><b>BT</b> vinyl bumper-t</p> <p><b>ST</b> straight-t</p> <p><b>MM</b> 3mm</p> <table> <tr><td>V01</td><td>white</td></tr> <tr><td>V02</td><td>clove gray</td></tr> <tr><td>V03</td><td>smoke</td></tr> <tr><td>V04</td><td>black</td></tr> <tr><td>V05</td><td>graphite</td></tr> <tr><td>V06</td><td>stone</td></tr> <tr><td>V07</td><td>off-white</td></tr> </table> <p><b>UB</b> urethane bullnose</p> <p><b>UE</b> urethane eased</p> <p><b>UW</b> urethane waterfall</p> <table> <tr><td>U01</td><td>platinum</td></tr> <tr><td>U02</td><td>stone</td></tr> <tr><td>U03</td><td>smoke</td></tr> <tr><td>U04</td><td>dolphin</td></tr> <tr><td>U05</td><td>wrought iron</td></tr> <tr><td>U06</td><td>black</td></tr> </table>	L11	natural pear	L12	wild cherry	L13	huntington maple	L14	monticello maple	L15	versailles anigre	L16	empire mahogany	L17	specify mfg. name and code number; refer to page 72 for details.	V01	white	V02	clove gray	V03	smoke	V04	black	V05	graphite	V06	stone	V07	off-white	U01	platinum	U02	stone	U03	smoke	U04	dolphin	U05	wrought iron	U06	black	<p><input type="checkbox"/> <b>5: SELECT LEG FINISH</b></p> <p>for all models, select metal</p> <table> <tr><td>E01</td><td>black</td></tr> <tr><td>E02</td><td>gunmetal</td></tr> <tr><td>E03</td><td>flint</td></tr> <tr><td>E04</td><td>warm gray</td></tr> <tr><td>E05</td><td>cool gray</td></tr> <tr><td>E06</td><td>satin silver</td></tr> <tr><td>E07</td><td>bright chrome-option KH \$91 up-charge</td></tr> </table> <p>or select textured metal</p> <table> <tr><td>E51</td><td>black T</td></tr> <tr><td>E52</td><td>gunmetal T</td></tr> <tr><td>E53</td><td>flint T</td></tr> </table> <p><input type="checkbox"/> <b>6: SELECT GLIDE FINISH</b></p> <table> <tr><td>P02</td><td>warm gray</td></tr> <tr><td>P03</td><td>cool gray</td></tr> <tr><td>P04</td><td>charcoal</td></tr> <tr><td>P05</td><td>kohl</td></tr> <tr><td>P06</td><td>night</td></tr> <tr><td>P07</td><td>eggplant</td></tr> <tr><td>P09</td><td>snow</td></tr> <tr><td>P10</td><td>sunshine</td></tr> <tr><td>P11</td><td>tangerine</td></tr> <tr><td>P12</td><td>red red</td></tr> <tr><td>P13</td><td>cornflower</td></tr> <tr><td>P16</td><td>kiwi</td></tr> <tr><td>P17</td><td>chocolate</td></tr> </table>	E01	black	E02	gunmetal	E03	flint	E04	warm gray	E05	cool gray	E06	satin silver	E07	bright chrome-option KH \$91 up-charge	E51	black T	E52	gunmetal T	E53	flint T	P02	warm gray	P03	cool gray	P04	charcoal	P05	kohl	P06	night	P07	eggplant	P09	snow	P10	sunshine	P11	tangerine	P12	red red	P13	cornflower	P16	kiwi	P17	chocolate
45510L	36" x 36" - 21" height	\$490																																																																																																																																		
L09	bittersweet laminate	+ \$00																																																																																																																																		
ST	straight-t edge	+ \$00																																																																																																																																		
V01	white	+ \$00																																																																																																																																		
E06	satin silver leg	+ \$00																																																																																																																																		
P11	tangerine ball glides	+ \$00																																																																																																																																		
		total = \$490																																																																																																																																		
KH	bright chrome finish	+\$91																																																																																																																																		
L01	chalk white																																																																																																																																			
L02	fashion gray																																																																																																																																			
L03	maritime gray																																																																																																																																			
L04	wrought iron																																																																																																																																			
L05	thunder (n/a on 54" round tables)																																																																																																																																			
L06	grey																																																																																																																																			
L07	smoky white																																																																																																																																			
L08	juarez flower																																																																																																																																			
L09	bittersweet																																																																																																																																			
L10	shadow blue																																																																																																																																			
L11	natural pear																																																																																																																																			
L12	wild cherry																																																																																																																																			
L13	huntington maple																																																																																																																																			
L14	monticello maple																																																																																																																																			
L15	versailles anigre																																																																																																																																			
L16	empire mahogany																																																																																																																																			
L17	specify mfg. name and code number; refer to page 72 for details.																																																																																																																																			
V01	white																																																																																																																																			
V02	clove gray																																																																																																																																			
V03	smoke																																																																																																																																			
V04	black																																																																																																																																			
V05	graphite																																																																																																																																			
V06	stone																																																																																																																																			
V07	off-white																																																																																																																																			
U01	platinum																																																																																																																																			
U02	stone																																																																																																																																			
U03	smoke																																																																																																																																			
U04	dolphin																																																																																																																																			
U05	wrought iron																																																																																																																																			
U06	black																																																																																																																																			
E01	black																																																																																																																																			
E02	gunmetal																																																																																																																																			
E03	flint																																																																																																																																			
E04	warm gray																																																																																																																																			
E05	cool gray																																																																																																																																			
E06	satin silver																																																																																																																																			
E07	bright chrome-option KH \$91 up-charge																																																																																																																																			
E51	black T																																																																																																																																			
E52	gunmetal T																																																																																																																																			
E53	flint T																																																																																																																																			
P02	warm gray																																																																																																																																			
P03	cool gray																																																																																																																																			
P04	charcoal																																																																																																																																			
P05	kohl																																																																																																																																			
P06	night																																																																																																																																			
P07	eggplant																																																																																																																																			
P09	snow																																																																																																																																			
P10	sunshine																																																																																																																																			
P11	tangerine																																																																																																																																			
P12	red red																																																																																																																																			
P13	cornflower																																																																																																																																			
P16	kiwi																																																																																																																																			
P17	chocolate																																																																																																																																			

**OPTIONS** for additional information, see page 68

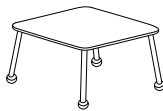
KH	bright chrome finish	+\$91
----	----------------------	-------

## bola for children laminate



ROUND				MODEL #	LAMINATE EDGE	VINYL & 3MM EDGES	URETHANE EDGE
DIA 30"	OH 18"	WT 31 lb		45308L	\$433	\$433	\$783
DIA 30"	OH 21"	WT 32 lb		45300L	\$442	\$442	\$792
DIA 36"	OH 18"	WT 42 lb		45508L	\$473	\$473	\$854
DIA 36"	OH 21"	WT 43 lb		45500L	\$480	\$480	\$861
DIA 36"	OH 24"	WT 44 lb		45504L	\$488	\$488	\$869
DIA 42"	OH 18"	WT 51 lb		45638L	\$587	\$587	\$982
DIA 42"	OH 21"	WT 56 lb		45630L	\$594	\$594	\$989
DIA 42"	OH 24"	WT 57 lb		45634L	\$600	\$600	\$995
DIA 48"	OH 18"	WT 74 lb		45698L	\$591	\$591	\$1,041
DIA 48"	OH 21"	WT 75 lb		45690L	\$597	\$597	\$1,047
DIA 48"	OH 24"	WT 76 lb		45694L	\$604	\$604	\$1,054
DIA 54"	OH 18"	WT 93 lb		45778L	\$691	\$691	\$1,322
DIA 54"	OH 21"	WT 94 lb		45770L	\$697	\$697	\$1,328
DIA 54"	OH 24"	WT 95 lb		45774L	\$703	\$703	\$1,334

14



SQUARE				MODEL #	LAMINATE EDGE	VINYL & 3MM EDGES	URETHANE EDGE
D 24"	L 24"	OH 18"	WT 26 lb	45138L	\$420	\$420	\$676
D 24"	L 24"	OH 21"	WT 27 lb	45130L	\$426	\$426	\$682
D 30"	L 30"	OH 18"	WT 37 lb	45318L	\$437	\$437	\$799
D 30"	L 30"	OH 21"	WT 38 lb	45310L	\$444	\$444	\$806
D 30"	L 30"	OH 24"	WT 39 lb	45314L	\$450	\$450	\$812
D 36"	L 36"	OH 18"	WT 51 lb	45518L	\$481	\$481	\$863
D 36"	L 36"	OH 21"	WT 52 lb	45510L	\$490	\$490	\$872
D 36"	L 36"	OH 24"	WT 53 lb	45514L	\$496	\$496	\$878
D 42"	L 42"	OH 18"	WT 71 lb	45648L	\$591	\$591	\$998
D 42"	L 42"	OH 21"	WT 72 lb	45640L	\$597	\$597	\$1,004
D 42"	L 42"	OH 24"	WT 73 lb	45644L	\$604	\$604	\$1,011
D 48"	L 48"	OH 18"	WT 91 lb	45706L	\$596	\$596	\$1,051
D 48"	L 48"	OH 21"	WT 92 lb	45700L	\$602	\$602	\$1,057
D 48"	L 48"	OH 24"	WT 93 lb	45704L	\$609	\$609	\$1,064

18" table height recommended for Baby Bola seating

21" table height recommended for Junior Bola seating

24" table height recommended for Teen Bola seating

See previous page for specifications





## designer stack

16

stacking tables available in standard and occasional heights

### DESIGN

by Fixtures Furniture Design Group

### STANDARDS

Meets or exceeds ANSI/BIFMA X5.5 durability and safety standards

### CONSTRUCTION

**STANDARD TABLE TOPS:**  $\frac{7}{8}$ " balanced construction with particle board core, edged and backed with moisture-resistant coverings to form a completely sealed outside surface. Choice of high pressure laminate or European steamed beech veneer. Tops are shipped pre-drilled for easy assembly to bases. Table tops are produced to industry standard nominal sizing. For exact size table tops, contact customer service for lead times and up-charges.

**EDGES:** laminate self; vinyl bumper-t;  $\frac{1}{8}$ " wood lumber

**FRAME:**  $\frac{3}{4}$ " x 14-gauge steel tube continuous "U" legs

**GLIDES:** black nylon

### SHIPPING

KD; tops and legs packed separately

### STACKING

laminate: 10 floor/10 dolly

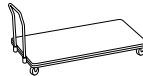
wood veneer: not recommended

### 4-WHEEL DOLLY

00011 (\$976)


**OW** 52" **OD** 30" **OH** 34" **WT** 60 lb

**CONSTRUCTION:** steel; two swivel casters and two fixed casters; black epoxy



see page 63 for dolly information

**EDGE PROFILES** for additional information, see page 72



LAMINATE SELF

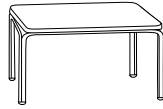


VINYL BUMPER-T



$\frac{1}{8}$ " WOOD LUMBER

# designer stack laminate



RECTANGULAR			MODEL #	LAMINATE EDGE	VINYL & 3MM EDGES	WOOD EDGE
D 24"	L 30"	OH 28½" WT 36 lb	02220L	\$427	\$427	\$578
D 24"	L 30"	OH 17" WT 30 lb	02140L	\$377	\$377	\$529
D 30"	L 42"	OH 28½" WT 52 lb	02370L	\$428	\$428	\$662
D 30"	L 42"	OH 17" WT 46 lb	02160L	\$407	\$407	\$641
D 30"	L 48"	OH 28½" WT 57 lb	02380L	\$533	\$533	\$696



ROUND			MODEL #	LAMINATE EDGE	VINYL & 3MM EDGES	WOOD EDGE
DIA 36"	OH 28½"	WT 38 lb	02660L	\$514	\$514	\$720
DIA 42"	OH 28½"	WT 52 lb	02680L	\$576	\$576	\$879
DIA 48"	OH 28½"	WT 68 lb	02690L	\$661	\$661	\$1,062



SQUARE			MODEL #	LAMINATE EDGE	VINYL & 3MM EDGES	WOOD EDGE
D 24"	L 24"	OH 28½" WT 31 lb	02130L	\$412	\$412	\$504
D 24"	L 24"	OH 17" WT 25 lb	02110L	\$347	\$347	\$439
D 30"	L 30"	OH 28½" WT 49 lb	02310L	\$446	\$446	\$550
D 30"	L 30"	OH 17" WT 43 lb	02150L	\$370	\$370	\$474
D 36"	L 36"	OH 28½" WT 52 lb	02650L	\$466	\$466	\$609
D 42"	L 42"	OH 28½" WT 68 lb	02640L	\$585	\$585	\$746

17

## SPECIFICATIONS how to order, see page 73

### EXAMPLE:

designer stack laminate specification & pricing

02220L 24" x 30"	\$427
L01 chalk white laminate	+ \$00
BT vinyl bumper-t edge	+ \$00
V01 white	+ \$00
E02 gunmetal leg	+ \$00
<b>total = \$427</b>	

### 1: SELECT DESIGNER STACK

prices shown above are list

### 2: SELECT OPTIONS

for all models, select as needed; add all option prices to table model price

KH bright chrome finish	+\$50
-------------------------	-------

### 3: SELECT TABLE TOP FINISH

for all models, select color solid laminates

L01	chalk white
L02	fashion gray
L03	maritime gray
L04	wrought iron
L05	thunder
L06	grey
L07	smoky white
L08	juarez flower
L09	bittersweet
L10	shadow blue

### other laminate

L17 other, specify mfg. name and code number; refer to page 72 for details

### 4: SELECT EDGE PROFILE & FINISH

for all models, select edge profile and color

LS laminate self (matches top finish)

BT	vinyl bumper-T
V01	white
V02	dove gray
V03	smoke
V04	black
V05	graphite
V06	stone
V07	off-white

WL	¾" wood lumber
W01	natural beech
W02	natural cherry
W03	dark cherry
W04	medium walnut
W05	mahogany
W06	ebony

### 5: SELECT LEG FINISH

for all models, select metal

E01	black
E02	gunmetal
E03	flint
E04	warm gray
E05	cool gray
E06	satin silver
E07	bright chrome - option KH \$50 up-charge

or select textured metal

E51	black T
E52	gunmetal T
E53	flint T

### 6: SELECT DOLLY

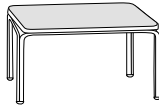
dollies may also be ordered separately. see page 65

00011	\$976
-------	-------

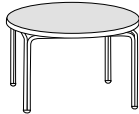
## OPTIONS for additional information, see page 68

KH bright chrome finish	+ \$ 50
-------------------------	---------


# designer stack wood veneer



RECTANGULAR				MODEL #	WOOD EDGE
D 24"	L 30"	OH 28½"	WT 36 lb	02220V	\$722
D 24"	L 30"	OH 17"	WT 30 lb	02140V	\$673
D 30"	L 42"	OH 28½"	WT 52 lb	02370V	\$914
D 30"	L 42"	OH 17"	WT 46 lb	02160V	\$893
D 30"	L 48"	OH 28½"	WT 57 lb	02380V	\$984



ROUND		MODEL #	WOOD EDGE
DIA 36"	OH 28½"	WT 38 lb	02660V \$979
DIA 42"	OH 28½"	WT 52 lb	02680V \$1,231
DIA 48"	OH 28½"	WT 68 lb	02690V \$1,523



SQUARE		MODEL #	WOOD EDGE
D 24"	L 24"	OH 28½"	WT 31 lb 02130V \$620
D 24"	L 24"	OH 17"	WT 25 lb 02110V \$554
D 30"	L 30"	OH 28½"	WT 49 lb 02310V \$730
D 30"	L 30"	OH 17"	WT 43 lb 02150V \$654
D 36"	L 36"	OH 28½"	WT 52 lb 02650V \$868
D 42"	L 42"	OH 28½"	WT 68 lb 02640V \$1,099

18

## SPECIFICATIONS how to order, see page 73

### EXAMPLE:

designer stack wood veneer specification and pricing  
 02140V 24" x 30", occasional height \$673  
 W02 natural cherry stain + \$ 00  
 WL ½" wood band + \$ 00  
 E01 black leg + \$ 00  
 total = \$673

### 1: SELECT DESIGNER STACK

prices shown above are list

### 2: SELECT OPTIONS

for all models, select as needed; add all option prices to table model price

KH bright chrome finish +\$50

### 3: SELECT TABLE TOP FINISH

for all models, select color

W01 natural beech  
 W02 natural cherry  
 W03 dark cherry  
 W04 medium walnut  
 W05 mahogany  
 W06 ebony

### 4: SELECT EDGE PROFILE

for all models, select edge profile

WL ½" wood band  
 (stained or clear coated to match top finish)

### 5: SELECT LEG FINISH

for all models, select metal

E01 black  
 E02 gunmetal  
 E03 flint  
 E04 warm gray  
 E05 cool gray  
 E06 satin silver  
 E07 bright chrome - option KH \$50 up-charge

or select textured metal

E51 black T  
 E52 gunmetal T  
 E53 flint T

## OPTIONS for additional information, see page 68

KH bright chrome finish + \$ 50





## roam

20

versatile table with flipping top and folding legs

### DESIGN

by Dan Cramer and Paul James

### STANDARDS

Meets or exceeds ANSI/BIFMA X5.5 durability and safety standards.

### CONSTRUCTION

**TABLE TOPS:** 1 1/4" balanced construction with particle bocadoed with moisture-resistant coverings to form a completely sealed outside surface. Choice of high pressure laminate or European steamed beech veneer. Table tops are produced to exact size.

**EDGES:** laminate self; vinyl bumper-t; vinyl straight-t; 3mm; urethane comfort; 1/8" wood lumber. Urethane comfort edge is on users side of table. Remaining sides are matching 3mm.

**FRAME:** 14-gauge; 1 1/2" diameter high strength steel tube

**HINGES:** 3/16" stamped steel with hinge pin; built-in resistance to hold the top in the flipped-up position

**TILT RELEASE:** cable release w/polyester pull strap; cable operates two spring loaded latches at end of the table; one person activation

**FOLDING LEG:** facilitates stacking on dolly; removable quick release pin (1/2" diameter carbon steel) removes to allow legs to swing toward center of table; re-insert pin to secure leg; standard on all tables

**GLIDES:** 3" adjustable nylon

**CASTERS:** locking 3" dual wheel

**MODESTY PANEL:** nylon and lycra blended fabric attaches to underside of tabletop with four snaps.

**HEIGHT ADJUSTMENT:** die cast aluminum extensions with spring loaded plungers for easy adjustment - 1 inch increments from 29" to 32"

### WIRE MANAGEMENT

**HORIZONTAL WIRE MANAGEMENT SYSTEM:** rigid base and sides; soft top facilitates wire placement

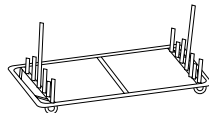
### SHIPPING

tables ship fully assembled

### STACKING

laminated: 4 on dolly

wood veneer: not recommended



### 4-WHEEL DOLLY

00039 (\$1107)

OW 52" OD 30" OH 38" WT 70 lb

**CONSTRUCTION:** steel; two swivel casters and two fixed casters; black epoxy

see page 63 for dolly information

**EDGE PROFILES** for additional information, see page 72



LAMINATE SELF



VINYL BUMPER-T



VINYL STRAIGHT-T



3MM



URETHANE COMFORT



1/8" WOOD LUMBER





RECTANGULAR FRONT		MODEL #	LAMINATE EDGE	VINYL & 3MM EDGE	URETHANE EDGE	WOOD EDGE		
od 20"	ol 48"	oh 29"	wt 63 lb	03900L	\$930	\$930	\$1,554	\$1,213
od 20"	ol 60"	oh 29"	wt 75 lb	03910L	\$958	\$958	\$1,696	\$1,242
od 20"	ol 72"	oh 29"	wt 82 lb	03920L	\$987	\$987	\$1,817	\$1,271
od 24"	ol 48"	oh 29"	wt 70 lb	03930L	\$969	\$969	\$1,636	\$1,254
od 24"	ol 60"	oh 29"	wt 84 lb	03940L	\$998	\$998	\$1,786	\$1,282
od 24"	ol 72"	oh 29"	wt 99 lb	03950L	\$1,027	\$1,027	\$1,913	\$1,310
od 30"	ol 48"	oh 29"	wt 82 lb	03960L	\$1,009	\$1,009	\$1,758	\$1,294
od 30"	ol 60"	oh 29"	wt 101 lb	03970L	\$1,038	\$1,038	\$1,913	\$1,321
od 30"	ol 72"	oh 29"	wt 119 lb	03980L	\$1,066	\$1,066	\$2,085	\$1,350



BOW FRONT		MODEL #	LAMINATE EDGE	VINYL & 3MM EDGE	URETHANE EDGE	WOOD EDGE		
od 20"	ol 48"	oh 29"	wt 60 lb	03905L	\$958	\$958	\$1,578	\$1,470
od 20"	ol 60"	oh 29"	wt 72 lb	03915L	\$987	\$987	\$1,721	\$1,498
od 20"	ol 72"	oh 29"	wt 79 lb	03925L	\$1,016	\$1,016	\$1,842	\$1,526
od 24"	ol 48"	oh 29"	wt 67 lb	03935L	\$998	\$998	\$1,661	\$1,509
od 24"	ol 60"	oh 29"	wt 81 lb	03945L	\$1,027	\$1,027	\$1,812	\$1,538
od 24"	ol 72"	oh 29"	wt 96 lb	03955L	\$1,055	\$1,055	\$1,938	\$1,566
od 30"	ol 48"	oh 29"	wt 79 lb	03965L	\$1,038	\$1,038	\$1,784	\$1,549
od 30"	ol 60"	oh 29"	wt 98 lb	03975L	\$1,066	\$1,066	\$1,938	\$1,577
od 30"	ol 72"	oh 29"	wt 116 lb	03985L	\$1,095	\$1,095	\$2,110	\$1,606

**SPECIFICATIONS** how to order, see page 73

**EXAMPLE:**

roam laminate specification & pricing

03945L 24" x 60", bow front	\$1,812
HA height adjustable	+ \$113
L04 wrought iron laminate	+ \$00
UC urethane comfort edge	+ \$00
U05 wrought iron	+ \$00
E52 gunmetal leg	+ \$00
<b>total =</b>	<b>\$1,925</b>

**1: SELECT ROAM**

prices shown above are list

**2: SELECT OPTIONS**

for all models, select as needed; add option prices to table model price

GL glides	n/c
RG gang	+ \$30
AD4 surface alignment, set of 4	+ \$30
AD8 surface alignment, set of 8	+ \$50
HA height adjustable	+ \$113
KH bright chrome finish	+ \$124

**3: SELECT TABLE TOP FINISH**

for all models, select color

**solid laminates**

L01	chalk white
L02	fashion gray
L03	maritime gray
L04	wrought iron
L05	thunder
L06	grey
L07	smoky white
L08	juarez flower
L09	bittersweet
L10	shadow blue

**woodgrain laminates**

L11	natural pear
L12	wild cherry
L13	huntington maple
L14	monticello maple
L15	versailles angire
L16	empire mahogany

(edge will be matching 3mm)

**other laminate**

L17	other; specify mfg. name and code number; refer to page 72 for details
-----	--

**4: SELECT EDGE PROFILE & FINISH**

for all solid and other laminate table models, select edge profile

LS laminate self edge (matches top finish)

BT	vinyl bumper-T
ST	vinyl straight-T
MM	3mm
V01	white
V02	dove gray
V03	smoke
V04	black
V05	graphite
V06	stone
V07	off-white

UC	urethane comfort
U01	platinum
U02	stone
U03	smoke
U04	dolphin
U05	wrought iron
U06	black

WL	1/8" wood lumber
W01	natural beech
W02	natural cherry
W03	dark cherry
W04	medium walnut
W05	mahogany
W06	ebony

**5: SELECT LEG FINISH**

for all models, select metal

E01	black
E02	gunmetal
E03	flint
E04	warm gray
E05	cool gray
E06	satin silver
E07	bright chrome-option KH + \$124

or select textured metal

E51	black T
E52	gunmetal T
E53	flint T

**6: SELECT DOLLY**

dollies may also be ordered separately, see page 65

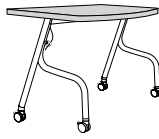
00039	4-wheel dolly	\$1,107
-------	---------------	---------

**OPTIONS** for additional information, see page 68

GL	glides; black plastic	n/c	RG	gang; retractable steel	+ \$30	HA	height adjustment; manual pin lift adjusts tables from 29" to 32"	+ \$113
			AD4	surface alignment, set of 4	+ \$30			
			AD8	surface alignment, set of 8	+ \$50	KH	bright chrome finish	+ \$124

Can not be used w/ gangs or front to front with a modesty panel.

# roam wood veneer



RECTANGULAR FRONT				MODEL #	WOOD EDGE
OD 20"	OL 48"	OH 29"	WT 63 lb	03900V	\$1,560
OD 20"	OL 60"	OH 29"	WT 75 lb	03910V	\$1,762
OD 20"	OL 72"	OH 29"	WT 82 lb	03920V	\$1,984
OD 24"	OL 48"	OH 29"	WT 70 lb	03930V	\$1,600
OD 24"	OL 60"	OH 29"	WT 84 lb	03940V	\$1,816
OD 24"	OL 72"	OH 29"	WT 99 lb	03950V	\$1,944
OD 30"	OL 48"	OH 29"	WT 82 lb	03960V	\$1,703
OD 30"	OL 60"	OH 29"	WT 101 lb	03970V	\$1,947
OD 30"	OL 72"	OH 29"	WT 119 lb	03980V	\$2,197

22



BOW FRONT				MODEL #	WOOD EDGE
OD 20"	OL 48"	OH 29"	WT 60 lb	03905V	\$1,853
OD 20"	OL 60"	OH 29"	WT 72 lb	03915V	\$2,050
OD 20"	OL 72"	OH 29"	WT 79 lb	03925V	\$2,340
OD 24"	OL 48"	OH 29"	WT 67 lb	03935V	\$1,890
OD 24"	OL 60"	OH 29"	WT 81 lb	03945V	\$2,105
OD 24"	OL 72"	OH 29"	WT 96 lb	03955V	\$2,306
OD 30"	OL 48"	OH 29"	WT 79 lb	03965V	\$1,994
OD 30"	OL 60"	OH 29"	WT 98 lb	03975V	\$2,134
OD 30"	OL 72"	OH 29"	WT 116 lb	03985V	\$2,491

## SPECIFICATIONS how to order, see page 73

### EXAMPLE:

roam wood veneer specification & pricing

03910V	20" x 60", rectangular front	\$1,762
GL	glides	+ \$00
W03	dark cherry stain	+ \$00
WL	1/8" wood lumber	+ \$00
E05	cool gray leg	+ \$00
		<b>total = \$1,762</b>

### 1: SELECT ROAM

prices shown above are list

### 2: SELECT OPTIONS as needed

for all models, select as needed; add option prices to table model price

GL	glides	n/c
RG	gang	+ \$30
AD4	surface alignment, set of 4	+ \$30
AD8	surface alignment, set of 8	+ \$50
HA	height adjustable	+ \$113
KH	bright chrome finish	+ \$124

### 3: SELECT TABLE TOP FINISH

for all models, select color

W01	natural beech
W02	natural cherry
W03	dark cherry
W04	medium walnut
W05	mahogany
W06	ebony

### 4: SELECT EDGE PROFILE

for all models, select edge profile

WL	1/8" wood band
----	----------------

(stained or clear coated to match top finish)

### 5: SELECT LEG FINISH

for all models, select metal

E01	black
E02	gunmetal
E03	flint
E04	warm gray

E05	cool gray
E06	satin silver
E07	bright chrome - option KH \$124 up-charge

for textured metal, select color

E51	black T
E52	gunmetal T
E53	flint T

## OPTIONS for additional information, see page 68

GL	glides; black plastic	n/c	RG	gang; retractable steel	+ \$ 30	HA	height adjustment; manual pin lift adjusts tables from 29" to 32"	+ \$ 113
			AD4	surface alignment, set of 4	+ \$ 30			
			AD8	surface alignment, set of 8 Can not be used w/ gangs or front to front with a modesty panel.	+ \$ 50	KH	bright chrome finish	+ \$ 124

## roam accessories



**CLOTH MODESTY PANEL, BLACK**

MPB \$136

**CLOTH MODESTY PANEL, WHITE**

MPW \$136

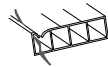
nylon and lycra blended fabric stretches the length of the table top, fastened underneath the top with 4 snaps; modesty panel may be ordered separately



**ACRYLIC MODESTY PANEL, WHITE OPAQUE**

MPA \$190

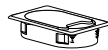
Opaque white acrylic panel, fastens underneath the top with swinging hinges. Modesty panel may be ordered separately.



**HORIZONTAL WIRE MANAGEMENT, 4-CHANNEL**

HT \$125

rigid base and sides; soft top facilitates wire placement; black only; ships attached; may be ordered separately



**RECTANGULAR GROMMET COVERS**

CTOL left corner +\$63

CTOR right corner +\$63

CTLR left and right corners +\$125



**OVAL GROMMET COVERS**

COOL left corner +\$63

COOR right corner +\$63

COLR left and right corners +\$125

23

### ACCESSORIES how to order, see page 73

#### EXAMPLE

roam accessories specifications and pricing, add accessories to each model

03910L	20" X 60" rectangular	\$958
L04	wrought iron laminate	+ \$00
MM	3MM edge	+ \$00
V05	graphite	+ \$00
E51	black t-leg	+ \$00
MPB	modesty panel, black	+\$136
		total = \$1,094

#### 1: SELECT MODESTY PANEL

modesty panel, select style and color

cloth

MPB modesty panel, black \$136

MPW modesty panel, white \$136

acrylic

MPA modesty panel, white opaque \$190

#### 2: SELECT WIRE MANAGEMENT

4-channel wire mangement

HT horizontal, black only \$125

#### 3: SELECT GROMMETS

grommet covers, rectangular

CTOL rectangular, left corner \$63

CTOR rectangular, right corner \$63

CTLR rectangular, left & right corners \$125

grommet covers, oval

COOL oval, left corner \$63

COOR oval, right corner \$63

COLR oval, left & right corners \$125



## saturn

simple training table available with fixed or folding legs and an optional flipping top

### DESIGN

by Fixtures Furniture Design Group

### STANDARDS

Meets or exceeds ANSI/BIFMA x5.5 durability and safety standards.

### CONSTRUCTION

**TABLE TOP:** 1 1/4" balanced construction with particle board core, edged and backed with moisture-resistant coverings to form a completely sealed outside surface. Choice of high pressure laminate or European steamed beech veneer. Tops are shipped pre-drilled for easy assembly to bases. 60" and 72" tables have 1" x 1" steel tubing support to prevent bowing. Table tops are produced to industry standard nominal sizing. For exact size table tops, contact customer service for lead times and up-charges.

**EDGES:** laminate self; vinyl bumper-t; vinyl straight-t; 3mm; urethane comfort; 1/8" wood lumber. Urethane comfort edge on rectangular tops are on users side of table. Remaining sides are matching 3mm. Square and round tables have urethane comfort edge on all sides.

**FRAME:** 2" diameter 13-gauge steel column and 14-gauge foot

**FOLDING MECHANISM:** nylon injection-molded body with metal parts, positive lock up or down, simple single lever operation

**FLIP-TOP MECHANISM:** 7 gauge steel plate allows table top to stand upright, locking arm to prevent top from falling; swing bolt and threaded knob secure table top in work position

**GLIDES:** rubber cushion metal glide; adjustable for leveling

**CASTERS:** 2" dual wheel, two swivel and two fixed, black only

**MODESTY PANEL:** 18 gauge steel; attaches to underside of table with thumbscrews

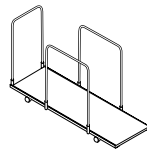
### SHIPPING

KD; tops and legs packaged separately. T and Cantilever bases are fully assembled. X-bases require assembly.

### STACKING

laminate: 6 vertically on dolly (folding leg models only)

wood veneer: not recommended



### 4-WHEEL DOLLY

00042 (\$1050)

OW 74" OD 33" OH 44" WT 200 lb

**CONSTRUCTION:** steel; two swivel casters and two fixed casters; black epoxy

see page 63 for dolly information

**EDGE PROFILES** for additional information, see page 72




LAMINATE SELF



VINYL BUMPER-T



VINYL STRAIGHT-T



3MM

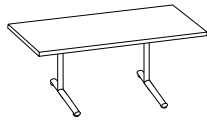


URETHANE COMFORT

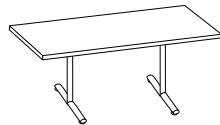


1/8" WOOD LUMBER

# saturn fixed leg laminate



RECTANGULAR C-LEG				MODEL #	LAMINATE EDGE	VINYL & 3MM EDGES	URETHANE EDGE	WOOD EDGE
20"	42"	OH 29"	WT 56 lb	04211L	\$538	\$538	\$972	\$665
20"	48"	OH 29"	WT 60 lb	04221L	\$549	\$549	\$1,008	\$702
20"	60"	OH 29"	WT 68 lb	04231L	\$580	\$580	\$1,306	\$830
20"	72"	OH 29"	WT 76 lb	04241L	\$610	\$610	\$1,403	\$995
24"	42"	OH 29"	WT 62 lb	04251L	\$566	\$566	\$1,117	\$693
24"	48"	OH 29"	WT 66 lb	04261L	\$577	\$577	\$1,131	\$730
24"	60"	OH 29"	WT 76 lb	04271L	\$608	\$608	\$1,438	\$858
24"	72"	OH 29"	WT 85 lb	04281L	\$638	\$638	\$1,532	\$1023



RECTANGULAR T-LEG				MODEL #	LAMINATE EDGE	VINYL & 3MM EDGES	URETHANE EDGE	WOOD EDGE
20"	42"	OH 29"	WT 60 lb	04210L	\$543	\$543	\$978	\$670
20"	48"	OH 29"	WT 64 lb	04220L	\$554	\$554	\$1,013	\$707
20"	60"	OH 29"	WT 72 lb	04230L	\$585	\$585	\$1,312	\$836
20"	72"	OH 29"	WT 80 lb	04240L	\$615	\$615	\$1,408	\$1,000
24"	42"	OH 29"	WT 66 lb	04250L	\$576	\$576	\$1,127	\$703
24"	48"	OH 29"	WT 70 lb	04260L	\$587	\$587	\$1,141	\$740
24"	60"	OH 29"	WT 80 lb	04270L	\$618	\$618	\$1,448	\$869
24"	72"	OH 29"	WT 89 lb	04280L	\$648	\$648	\$1,543	\$1,033
30"	42"	OH 29"	WT 74 lb	04310L	\$591	\$591	\$1,221	\$825
30"	48"	OH 29"	WT 90 lb	04320L	\$602	\$602	\$1,249	\$772
30"	60"	OH 29"	WT 104 lb	04330L	\$669	\$669	\$1,599	\$914
30"	72"	OH 29"	WT 118 lb	04340L	\$699	\$699	\$1,666	\$1,059

25

Additional sizes next page

**SPECIFICATIONS** how to order, see page 73

**EXAMPLE:**

saturn fixed leg laminate specification and pricing

04280L 24" x 72", t-leg	\$648
L02 fashion gray laminate	+ \$00
BT vinyl bumper-T edge	+ \$00
V02 dove gray	+ \$00
E06 satin silver leg	+ \$00
<b>total = \$648</b>	

**3: SELECT TABLE TOP FINISH**  
for all models, select color

**solid laminates**

- L01 chalk white
- L02 fashion gray
- L03 maritime gray
- L04 wrought iron
- L05 thunder
- L06 grey
- L07 smoky white
- L08 juarez flower
- L09 bittersweet
- L10 shadow blue

**woodgrain laminates**

- L11 natural pear
- L12 wild cherry
- L13 huntington maple
- L14 monticello maple
- L15 versailles angire
- L16 empire mahogany (edge will be matching 3mm)

**other lamiate**

- L17 other; specify mfg. name and code number; refer to page 72 for details

V03 smoke

V04 black

V05 graphite

V06 stone

V07 off-white

UC urethane comfort

- U01 platinum
- U02 stone
- U03 smoke
- U04 dolphin
- U05 wrought iron
- U06 black

WL 1/8" wood lumber

- W02 natural cherry
- W03 dark cherry
- W04 medium walnut
- W05 mahogany
- W06 ebony

**1: SELECT SATURN W/ FIXED LEG**

prices shown above are list

**2: SELECT OPTIONS**

for t-and c-leg models, select as needed; add all option prices to table model price

CS casters	+ \$50
TG gang	+ \$32
TH special table height	+ \$72
KH bright chrome finish	+ \$75

for x-base models, select as needed; add all option prices to table model price

TG gang (n/a on round tops)	+ \$32
TH special table height; (call customer service for x-base)	+ \$36
KH bright chrome finish	+ \$40

**4: SELECT EDGE PROFILE & FINISH**  
for solid or other laminate models, select edge profile and color

- LS laminate self edge
- BT vinyl bumper-T
- ST vinyl straight-T
- MM 3mm
- V01 white
- V02 dove gray

**5: SELECT LEG FINISH**  
for all models, select metal

- E01 black
- E02 gunmetal
- E03 flint
- E04 warm gray
- E05 cool gray
- E06 satin silver
- E07 bright chrome - option KH \$75 up-charge for t- and c-leg models; ; \$40 up-charge x-base models

or select textured metal

- E51 black T
- E52 gunmetal T
- E53 flint T

**OPTIONS** for additional information, see page 68

CS casters: 2 locking and 2 non-locking black only	+ \$ 50	TG gang: steel, factory installed	\$ 32	TH special table height; (call customer service for x-base)	+ \$ 72
		KH bright chrome finish t & c-leg			+ \$ 75

# saturn fixed leg laminate

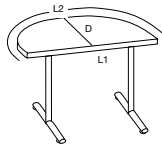
26



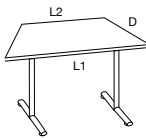
ROUND				MODEL #	LAMINATE EDGE	VINYL & 3MM EDGES	URETHANE EDGE	WOOD EDGE
DIA 30"	OH 29"	WT 40 lb		04020L	\$451	\$451	\$856	\$816
DIA 36"	OH 29"	WT 52 lb		04030L	\$498	\$498	\$940	\$881
DIA 42"	OH 29"	WT 66 lb		04040L	\$673	\$673	\$1,134	\$1,049
DIA 48"	OH 29"	WT 78 lb		04050L	\$710	\$710	\$1,197	\$1,100



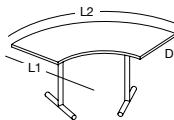
SQUARE				MODEL #	LAMINATE EDGE	VINYL & 3MM EDGES	URETHANE EDGE	WOOD EDGE
D 24"	L 24"	OH 29"	WT 35 lb	04100L	\$405	\$405	\$747	\$569
D 30"	L 30"	OH 29"	WT 47 lb	04120L	\$454	\$454	\$882	\$590
D 36"	L 36"	OH 29"	WT 61 lb	04130L	\$563	\$563	\$1,012	\$717
D 42"	L 42"	OH 29"	WT 78 lb	04140L	\$677	\$677	\$1,155	\$836
D 48"	L 48"	OH 29"	WT 96 lb	04150L	\$699	\$699	\$1,207	\$936



HALF ROUND				MODEL #	LAMINATE EDGE	VINYL & 3MM EDGES	URETHANE EDGE	WOOD EDGE	
D 24"	L1 48"	L2 75½"	OH 29"	WT 64 lb	04500L	\$706	\$706	\$1,100	\$1,052
D 30"	L1 60"	L2 94"	OH 29"	WT 84 lb	04510L	\$752	\$752	\$1,580	\$1,478



TRAPEZOID				MODEL #	LAMINATE EDGE	VINYL & 3MM EDGES	URETHANE EDGE	WOOD EDGE	
D 24"	L1 48"	L2 24"	OH 29"	WT 62 lb	04520L	\$838	\$838	n/a	\$962
D 30"	L1 60"	L2 30"	OH 29"	WT 79 lb	04530L	\$845	\$845	n/a	\$1,194

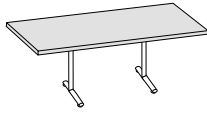


CRESCENT				MODEL #	LAMINATE EDGE	VINYL & 3MM EDGES	URETHANE EDGE	WOOD EDGE	
D 24"	L1 36"	L2 56½"	OH 29"	WT 47 lb	04540L	\$724	\$724	\$1,148	\$870
D 24"	L1 48"	L2 75½"	OH 29"	WT 64 lb	04550L	\$904	\$904	\$1,380	\$1,067
D 30"	L1 36"	L2 56½"	OH 29"	WT 50 lb	04560L	\$906	\$906	\$1,248	\$1,021
D 30"	L1 48"	L2 75½"	OH 29"	WT 70 lb	04570L	\$797	\$797	\$1,386	\$1,257

See previous page for specifications

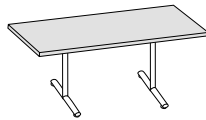


# saturn fixed leg wood veneer



RECTANGULAR C-LEG				MODEL #	WOOD EDGE
D 20"	L 42"	OH 29"	WT 56 lb	04211V	\$866
D 20"	L 48"	OH 29"	WT 60 lb	04221V	\$932
D 20"	L 60"	OH 29"	WT 68 lb	04231V	\$1,118
D 20"	L 72"	OH 29"	WT 76 lb	04241V	\$1,283
D 24"	L 42"	OH 29"	WT 62 lb	04251V	\$924
D 24"	L 48"	OH 29"	WT 66 lb	04261V	\$990
D 24"	L 60"	OH 29"	WT 76 lb	04271V	\$1,176
D 24"	L 72"	OH 29"	WT 85 lb	04281V	\$1,341

28



RECTANGULAR T-LEG				MODEL #	WOOD EDGE
OD 20"	OL 42"	OH 29"	WT 60 lb	04210V	\$872
OD 20"	OL 48"	OH 29"	WT 64 lb	04220V	\$937
OD 20"	OL 60"	OH 29"	WT 72 lb	04230V	\$1,123
OD 20"	OL 72"	OH 29"	WT 80 lb	04240V	\$1,288
OD 24"	OL 42"	OH 29"	WT 66 lb	04250V	\$935
OD 24"	OL 48"	OH 29"	WT 70 lb	04260V	\$1,000
OD 24"	OL 60"	OH 29"	WT 80 lb	04270V	\$1,187
OD 24"	OL 72"	OH 29"	WT 89 lb	04280V	\$1,351
OD 30"	OL 42"	OH 29"	WT 74 lb	04310V	\$1,077
OD 30"	OL 48"	OH 29"	WT 90 lb	04320V	\$1,168
OD 30"	OL 60"	OH 29"	WT 104 lb	04330V	\$1,330
OD 30"	OL 72"	OH 29"	WT 118 lb	04340V	\$1,464

## SPECIFICATIONS how to order, see page 73

### EXAMPLE:

saturn fixed leg wood veneer specification and pricing

04140V	42" x 42", square	\$1,174
W05	mahogany stain	+ \$00
WL	1/8" wood lumber edge	+ \$00
E04	warm gray leg	+ \$00
		<b>total = \$1,174</b>

### 1: SELECT SATURN W/ FIXED LEG

prices shown above are list

### 2: SELECT OPTIONS

for t- and c-leg models, select as needed; add all option prices to table model price

CS	casters	+ \$50
TH	special table height	+ \$72
TG	gang	+ \$32
KH	bright chrome finish	+ \$75

for x-base models, select as needed; add all option prices to table model price

TG	gang (n/a on round tops)	+ \$32
TH	special table height; (call customer service for x-base)	+ \$36
KH	bright chrome finish	+ \$40

### 3: SELECT TABLE TOP FINISH

for all models, select color

W01	natural beech
W02	natural cherry
W03	dark cherry
W04	medium walnut
W05	mahogany
W06	ebony

### 4: SELECT EDGE PROFILE

for all models, select edge profile  
WL 1/8" wood lumber  
(stained or clear coated to match top finish)

### 5: SELECT LEG FINISH

for all models, select metal

E01	black
E02	gunmetal
E03	flint
E04	warm gray
E05	cool gray
E06	satin silver
E07	bright chrome- option KH \$75 up-charge for t- and c-leg models; \$40 up-charge x-base models
or select textured metal	
E51	black T
E52	gunmetal T
E53	flint T

## OPTIONS for additional information, see page 68

CS	casters; 2 locking and 2 non-locking; black only	+ \$ 50	TG	gang; steel; factory installed	+ \$ 32	TH	special table height; (call customer service for x-base)	+ \$ 36
						KH	bright chrome finish; t & c leg	+ \$ 75



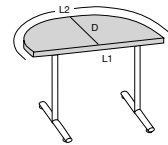
## saturn fixed leg wood veneer



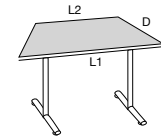
ROUND				MODEL #	WOOD EDGE
DIA 30"	OH 29"	WT 40 lb		04020V	\$850
DIA 36"	OH 29"	WT 52 lb		04030V	\$977
DIA 42"	OH 29"	WT 66 lb		04040V	\$1,277
DIA 48"	OH 29"	WT 78 lb		04050V	\$1,406



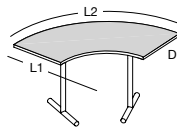
SQUARE				MODEL #	WOOD EDGE
D 24"	L 24"	OH 29"	WT 35 lb	04100V	\$618
D 30"	L 30"	OH 29"	WT 47 lb	04120V	\$742
D 36"	L 36"	OH 29"	WT 61 lb	04130V	\$948
D 42"	L 42"	OH 29"	WT 78 lb	04140V	\$1,174
D 48"	L 48"	OH 29"	WT 96 lb	04150V	\$1,397



HALF ROUND				MODEL #	WOOD EDGE
D 24"	L1 48"	L2 75½"	OH 29"	WT 64 lb	04500V \$1,282
D 30"	L1 60"	L2 94"	OH 29"	WT 84 lb	04510V \$1,838

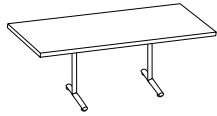


TRAPEZOID				MODEL #	WOOD EDGE
D 24"	L1 48"	L2 24"	OH 29"	WT 62 lb	04520V \$1,192
D 30"	L1 60"	L2 30"	OH 29"	WT 79 lb	04530V \$1,554



CRESCENT				MODEL #	WOOD EDGE
D 24"	L1 36"	L2 56½"	OH 29"	WT 47 lb	04540V \$1,042
D 24"	L1 48"	L2 75½"	OH 29"	WT 64 lb	04550V \$1,297
D 30"	L1 36"	L2 56½"	OH 29"	WT 50 lb	04560V \$1,237
D 30"	L1 48"	L2 75½"	OH 29"	WT 70 lb	04570V \$1,545

# saturn folding leg laminate



RECTANGULAR C-LEG		MODEL #		LAMINATE EDGE	VINYL & 3MM EDGES	URETHANE EDGE	WOOD EDGE	
D 20"	L 60"	OH 29"	WT 70 lb	04238L	\$889	\$889	\$1,616	\$1,139
D 20"	L 72"	OH 29"	WT 78 lb	04348L	\$919	\$919	\$1,712	\$1,304
D 24"	L 60"	OH 29"	WT 78 lb	04278L	\$977	\$977	\$1,806	\$1,227
D 24"	L 72"	OH 29"	WT 87 lb	04288L	\$1,007	\$1,007	\$1,901	\$1,392



RECTANGULAR T-LEG		MODEL #		LAMINATE EDGE	VINYL & 3MM EDGES	URETHANE EDGE	WOOD EDGE	
D 20"	L 60"	OH 29"	WT 74 lb	04237L	\$894	\$894	\$1,621	\$1,145
D 20"	L 72"	OH 29"	WT 82 lb	04247L	\$924	\$924	\$1,717	\$1,309
D 24"	L 60"	OH 29"	WT 82 lb	04277L	\$927	\$927	\$1,757	\$1,176
D 24"	L 72"	OH 29"	WT 91 lb	04287L	\$957	\$957	\$1,852	\$1,342
D 30"	L 60"	OH 29"	WT 106 lb	04337L	\$972	\$972	\$1,908	\$1,223
D 30"	L 72"	OH 29"	WT 120 lb	04347L	\$1,002	\$1,002	\$1,975	\$1,368

30

## SPECIFICATIONS how to order, see page 73

### EXAMPLE:

saturn folding leg laminate specification and pricing

04237L 20" x 60", t-leg	\$1,621
CS casters	+ \$50
L05 thunder laminate	+ \$00
UC urethane comfort edge	+ \$00
U04 dolphin	+ \$00
E53 flint leg	+ \$00
<b>total =</b>	<b>\$1,671</b>

**1: SELECT SATURN W/ FOLDING LEG**  
prices shown above are list

### 2: SELECT OPTIONS

for all models, select as needed; add all option prices to table model price

CS casters	+ \$50
TG gang	+ \$32
KH bright chrome finish	+ \$75

### 3: SELECT TABLE TOP FINISH

for all models, select color

#### solid laminates

L01	chalk white
L02	fashion gray
L03	maritime gray
L04	wrought iron
L05	thunder
L06	gray
L07	smoky white
L08	juarez flower

L09	bittersweet
L10	shadow blue
<b>woodgrain laminates</b>	
L11	natural pear
L12	wild cherry
L13	huntington maple
L14	monticello maple
L15	versailles anigre
L16	empire mahogany

(edge will be matching 3mm)

#### other laminate

L17	specify mfg. name & code number; refer to page 72 for details
-----	---

### 4: SELECT EDGE PROFILE & FINISH

for solid and other laminate table models, select edge profile and color

LS	laminate self edge (matches top finish)
BT	vinyl bumper-T
ST	vinyl straight-T
MM	3mm
V01	white
V02	dove gray
V03	smoke
V04	black
V05	graphite
V06	stone
V07	off-white

#### UC urethane comfort

U01	platinum
U02	stone
U03	smoke
U04	dolphin
U05	wrought iron
U06	black

WL	1/8" wood lumber
W01	natural beech
W02	natural cherry
W03	dark cherry
W04	medium walnut
W05	mahogany
W06	ebony

### 5: SELECT LEG FINISH

for all models, select metal

E01	black
E02	gunmetal
E03	flint
E04	warm gray
E05	cool gray
E06	satin silver
E07	bright chrome - option KH \$75 up-charge

or select textured metal

E51	black T
E52	gunmetal T
E53	flint T

### 6: SELECT DOLLY

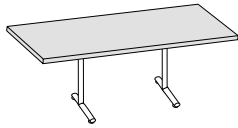
dollies may also be ordered separately, see page 64

00042	4-wheel dolly	\$1,050
-------	---------------	---------

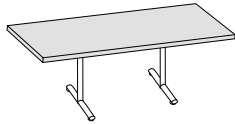
## OPTIONS for additional information, see page 68

CS	casters; 2 locking and 2 non-locking; black only	+ \$50	TG	gang; steel; factory installed	+ \$32	KH	bright chrome finish	+ \$75
----	--	--------	----	--------------------------------	--------	----	----------------------	--------

# saturn folding leg wood veneer



RECTANGULAR C-LEG				MODEL #	WOOD EDGE
D 20"	L 60"	OH 29"	WT 70 lb	04238V	\$1,427
D 20"	L 72"	OH 29"	WT 78 lb	04348V	\$1,592
D 24"	L 60"	OH 29"	WT 78 lb	04278V	\$1,545
D 24"	L 72"	OH 29"	WT 87 lb	04288V	\$1,709



RECTANGULAR T-LEG				MODEL #	WOOD EDGE
D 20"	L 60"	OH 29"	WT 74 lb	04237V	\$1,432
D 20"	L 72"	OH 29"	WT 82 lb	04247V	\$1,597
D 24"	L 60"	OH 29"	WT 82 lb	04277V	\$1,496
D 24"	L 72"	OH 29"	WT 91 lb	04287V	\$1,660
D 30"	L 60"	OH 29"	WT 106 lb	04337V	\$1,639
D 30"	L 72"	OH 29"	WT 120 lb	04347V	\$1,773

**SPECIFICATIONS** how to order, see page 73

**EXAMPLE:**

saturn folding leg wood veneer specification & pricing

04347V	30" x 72", t-leg	\$1,773
W01	natural beech	+ \$00
WL	1/8" wood lumber edge	+ \$00
E01	black leg	+ \$00
		total = \$1,773

**1: SELECT SATURN W/ FOLDING LEG**  
prices shown above are list

**2: SELECT OPTIONS**  
for all models, select as needed; add all option prices to table model price

CS	casters	+ \$50
TG	gang	+ \$32
KH	bright chrome finish	+ \$75

**3: SELECT TABLE TOP FINISH**  
for all models, select color

W01	natural beech
W02	natural cherry
W03	dark cherry
W04	medium walnut
W05	mahogany
W06	ebony

**4: SELECT EDGE PROFILE**  
for all models, select edge profile  
WL 1/8" wood lumber  
(stained or clear coated to match top finish)

**5: SELECT LEG FINISH**  
for all models, select metal

E01	black
E02	gunmetal
E03	flint
E04	warm gray
E05	cool gray
E06	satin silver
E07	bright chrome- option KH \$75 up-charge

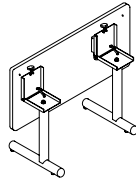
or select textured metal

E51	black T
E52	gunmetal T
E53	flint T

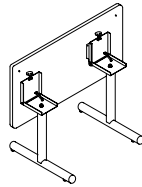
**OPTIONS** for additional information, see page 68

CS	casters; 2 locking and 2 non-locking; black only	+ \$ 50	TG	gang; steel; factory installed	+ \$ 32	KH	bright chrome finish	+ \$ 75
----	--	---------	----	-----------------------------------	---------	----	----------------------	---------

# saturn flip top laminate



RECTANGULAR C-LEG				MODEL #	LAMINATE EDGE	VINYL & 3MM EDGES	URETHANE EDGE	WOOD EDGE
D 20"	L 42"	OH 29"	WT 58 lb	04216L	\$810	\$810	\$1,244	\$936
D 20"	L 48"	OH 29"	WT 62 lb	04226L	\$820	\$820	\$1,279	\$973
D 20"	L 60"	OH 29"	WT 70 lb	04236L	\$851	\$851	\$1,578	\$1,102
D 20"	L 72"	OH 29"	WT 78 lb	04246L	\$881	\$881	\$1,674	\$1,266
D 24"	L 42"	OH 29"	WT 64 lb	04256L	\$829	\$829	\$1,380	\$956
D 24"	L 48"	OH 29"	WT 68 lb	04266L	\$840	\$840	\$1,394	\$993
D 24"	L 60"	OH 29"	WT 78 lb	04276L	\$871	\$871	\$1,701	\$1,121
D 24"	L 72"	OH 29"	WT 87 lb	04286L	\$901	\$901	\$1,795	\$1,286



RECTANGULAR T-LEG				MODEL #	LAMINATE EDGE	VINYL & 3MM EDGES	URETHANE EDGE	WOOD EDGE
D 20"	L 42"	OH 29"	WT 62 lb	04215L	\$815	\$815	\$1,249	\$942
D 20"	L 48"	OH 29"	WT 66 lb	04225L	\$826	\$826	\$1,284	\$978
D 20"	L 60"	OH 29"	WT 74 lb	04235L	\$857	\$857	\$1,583	\$1,107
D 20"	L 72"	OH 29"	WT 82 lb	04245L	\$887	\$887	\$1,679	\$1,272
D 24"	L 42"	OH 29"	WT 68 lb	04255L	\$848	\$848	\$1,399	\$975
D 24"	L 48"	OH 29"	WT 72 lb	04265L	\$859	\$859	\$1,413	\$1,012
D 24"	L 60"	OH 29"	WT 82 lb	04275L	\$890	\$890	\$1,720	\$1,140
D 24"	L 72"	OH 29"	WT 91 lb	04285L	\$920	\$920	\$1,814	\$1,305
D 30"	L 42"	OH 29"	WT 76 lb	04315L	\$862	\$862	\$1,492	\$1,096
D 30"	L 48"	OH 29"	WT 92 lb	04325L	\$874	\$874	\$1,521	\$1,044
D 30"	L 60"	OH 29"	WT 106 lb	04335L	\$935	\$935	\$1,871	\$1,186
D 30"	L 72"	OH 29"	WT 120 lb	04345L	\$965	\$965	\$1,938	\$1,331

32

## SPECIFICATIONS how to order, see page 73

### EXAMPLE:

saturn flip top laminate specification & pricing  
 04125L 30" x 30", square \$590  
 L08 juarez flower laminate + \$00  
 MM 3MM edge + \$00  
 V01 white + \$00  
 E06 satin silver leg + \$00  
 total = \$590

### 1: SELECT SATURN W/ FLIP-TOP

prices shown above are list

### 2: SELECT OPTIONS

for t- and c-leg models, select as needed; add all option prices to table model price

CS casters + \$50  
 TG gang + \$32  
 KH bright chrome finish + \$75

for x-base models, select as needed; add all option prices to table model price

TG gang (n/a on round tops) + \$32  
 KH bright chrome finish + \$40

### 3: SELECT TABLE TOP FINISH

for all models, select color

#### solid laminates

L01 chalk white  
 L02 fashion gray  
 L03 maritime gray  
 L04 wrought iron  
 L05 thunder  
 L06 grey

L07 smoky white  
 L08 juarez flower  
 L09 bittersweet  
 L10 shadow blue

#### woodgrain laminates

L11 natural pear  
 L12 wild cherry  
 L13 huntington maple  
 L14 monticello maple  
 L15 versailles anigre  
 L16 empire mahogany  
 (edge will be matching 3mm)

#### other laminate

L17 other; specify mfg. name & code number; refer to page 72 for details

### 4: SELECT EDGE PROFILE & FINISH

for solid or other laminate models, select edge profile and color

LS laminate self edge

BT vinyl bumper-T  
 ST vinyl straight-T  
 MM 3mm  
 V01 white  
 V02 dove gray  
 V03 smoke  
 V04 black  
 V05 graphite  
 V06 stone  
 V07 off-white

#### UC urethane comfort edge

U01 platinum  
 U02 stone  
 U03 smoke  
 U04 dolphin  
 U05 wrought iron  
 U06 black

WL 1/8" wood lumber  
 W01 natural beech  
 W02 natural cherry  
 W03 dark cherry  
 W04 medium walnut  
 W05 mahogany  
 W06 ebony

### 5: SELECT LEG FINISH

for all models, select metal

E01 black  
 E02 gunmetal  
 E03 flint  
 E04 warm gray  
 E05 cool gray  
 E06 satin silver  
 E07 bright chrome - option KH \$75 up-charge for t- and c-leg models; \$40 up-charge x base models

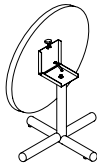
or select textured metal

E51 black T  
 E52 gunmetal T  
 E53 flint T

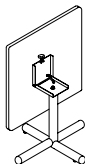
## OPTIONS for additional information, see page 68

CS casters; 2 locking and 2 non-locking; black only + \$ 50  
 TG gang; steel; factory installed + 32  
 KH bright chrome finish; t & c leg x base + \$ 75 + \$ 40

**saturn flip top laminate**

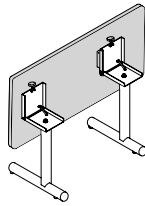


ROUND				MODEL #	LAMINATE EDGE	VINYL & 3MM EDGES	URETHANE EDGE	WOOD EDGE
DIA 30"	OH 29"	WT 42 lb		04025L	\$563	\$563	\$1,131	\$712
DIA 36"	OH 29"	WT 54 lb		04035L	\$629	\$629	\$1,232	\$834
DIA 42"	OH 29"	WT 68 lb		04045L	\$753	\$753	\$1,455	\$1,056
DIA 48"	OH 29"	WT 80 lb		04055L	\$845	\$845	\$1,530	\$1,246



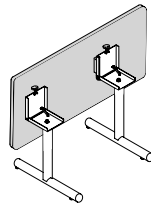
SQUARE				MODEL #	LAMINATE EDGE	VINYL & 3MM EDGES	URETHANE EDGE	WOOD EDGE
D 24"	L 24"	OH 29"	WT 37 lb	04105L	\$543	\$543	\$994	\$635
D 30"	L 30"	OH 29"	WT 49 lb	04125L	\$590	\$590	\$1,157	\$694
D 36"	L 36"	OH 29"	WT 63 lb	04135L	\$677	\$677	\$1,305	\$820
D 42"	L 42"	OH 29"	WT 80 lb	04145L	\$792	\$792	\$1,483	\$953
D 48"	L 48"	OH 29"	WT 98 lb	04155L	\$862	\$862	\$1,540	\$1,068

# saturn flip top wood veneer



RECTANGULAR C-LEG				MODEL #	WOOD EDGE
D 20"	L 42"	OH 29"	WT 58 lb	04216V	\$1,138
D 20"	L 48"	OH 29"	WT 62 lb	04226V	\$1,204
D 20"	L 60"	OH 29"	WT 70 lb	04236V	\$1,390
D 20"	L 72"	OH 29"	WT 78 lb	04246V	\$1,554
D 24"	L 42"	OH 29"	WT 64 lb	04256V	\$1,187
D 24"	L 48"	OH 29"	WT 68 lb	04266V	\$1,253
D 24"	L 60"	OH 29"	WT 78 lb	04276V	\$1,439
D 24"	L 72"	OH 29"	WT 87 lb	04286V	\$1,604

34



RECTANGULAR T-LEG				MODEL #	WOOD EDGE
D 20"	L 42"	OH 29"	WT 62 lb	04215V	\$1,143
D 20"	L 48"	OH 29"	WT 66 lb	04225V	\$1,209
D 20"	L 60"	OH 29"	WT 74 lb	04235V	\$1,395
D 20"	L 72"	OH 29"	WT 82 lb	04245V	\$1,559
D 24"	L 42"	OH 29"	WT 68 lb	04255V	\$1,206
D 24"	L 48"	OH 29"	WT 72 lb	04265V	\$1,272
D 24"	L 60"	OH 29"	WT 82 lb	04275V	\$1,458
D 24"	L 72"	OH 29"	WT 91 lb	04285V	\$1,622
D 30"	L 42"	OH 29"	WT 76 lb	04315V	\$1,348
D 30"	L 48"	OH 29"	WT 92 lb	04325V	\$1,439
D 30"	L 60"	OH 29"	WT 106 lb	04335V	\$1,601
D 30"	L 72"	OH 29"	WT 120 lb	04345V	\$1,736

## SPECIFICATIONS how to order, see page 73

### EXAMPLE:

saturn flip-top wood veneer specification and pricing

04035V 36" round	\$1,093
W06 ebony stain	+ \$00
WL 1/8" wood lumber edge	+ \$00
E52 gunmetal t-leg	+ \$00
<b>total = \$1,093</b>	

### 1: SELECT SATURN W/ FLIP-TOP LEG

prices shown above are list

### 2: SELECT OPTIONS

for t- and c-leg models, select as needed; add all option prices to table model price

CS casters	+ \$50
TG gang	+ \$32
KH bright chrome finish	+ \$75

for x-base models, select as needed; add all option prices to table price

TG gang (n/a on round models)	+ \$32
KH bright chrome finish	+ \$40

### 3: SELECT TABLE TOP FINISH

for all models, select color

W01	natural beech
W02	natural cherry
W03	dark cherry
W04	medium walnut
W05	mahogany
W06	ebony

### 4: SELECT EDGE PROFILE

for all models, select edge profile

WL	1/8" wood band
----	----------------

### 5: SELECT LEG FINISH

for all models, select metal

E01	black
E02	gunmetal
E03	flint
E04	warm gray
E05	cool gray
E06	satin silver
E07	bright chrome - option KH \$75 up-charge t- and c-leg models; \$40 up-charge x-base model

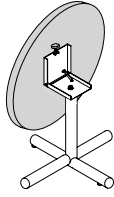
or select textured metal

E51	black T
E52	gunmetal T
E53	flint T

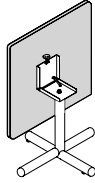
## OPTIONS for additional information, see page 66

CS	casters; 2 locking and 2 non-locking; black only	+ \$ 50	TG	gang; steel; factory installed	+ \$ 32	KH	bright chrome finish; c & t leg x base	+ \$ 75 + \$ 40
----	--	---------	----	-----------------------------------	---------	----	--	--------------------

## saturn flip top wood veneer

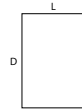


ROUND			MODEL #	WOOD EDGE
DIA 30"	OH 29"	WT 42 lb	04025V	\$892
DIA 36"	OH 29"	WT 54 lb	04035V	\$1,093
DIA 42"	OH 29"	WT 68 lb	04045V	\$1,409
DIA 48"	OH 29"	WT 80 lb	04055V	\$1,707



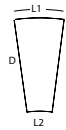
SQUARE				MODEL #	WOOD EDGE
D 24"	L 24"	OH 29"	WT 37 lb	04105V	\$750
D 30"	L 30"	OH 29"	WT 49 lb	04125V	\$874
D 36"	L 36"	OH 29"	WT 63 lb	04135V	\$1,079
D 42"	L 42"	OH 29"	WT 80 lb	04145V	\$1,305
D 48"	L 48"	OH 29"	WT 98 lb	04155V	\$1,528

# saturn laminate connectors



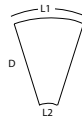
## STRAIGHT

MODEL #	LAMINATE EDGE	VINYL & 3MM EDGES	URETHANE EDGE	WOOD EDGE			
D 24" L 20"	OH 29"	WT 17 lb	04615L	\$198	\$198	\$526	\$310
D 30" L 20"	OH 29"	WT 21 lb	04625L	\$204	\$204	\$596	\$390



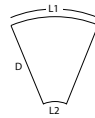
## 15 DEGREE

MODEL #	LAMINATE EDGE	VINYL & 3MM EDGES	URETHANE EDGE	WOOD EDGE			
D 24" L1 14" L2 8"	OH 29"	WT 8 lb	04600L	\$300	\$300	\$792	\$425
D 30" L1 16" L2 8"	OH 29"	WT 10 lb	04610L	\$306	\$306	\$848	\$500



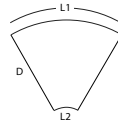
## 30 DEGREE

MODEL #	LAMINATE EDGE	VINYL & 3MM EDGES	URETHANE EDGE	WOOD EDGE			
D 24" L1 20½" L2 8"	OH 29"	WT 10 lb	04620L	\$306	\$306	\$836	\$450
D 30" L1 23½" L2 8"	OH 29"	WT 14 lb	04630L	\$312	\$312	\$906	\$525



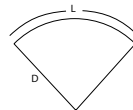
## 45 DEGREE

MODEL #	LAMINATE EDGE	VINYL & 3MM EDGES	URETHANE EDGE	WOOD EDGE			
D 24" L1 27" L2 8"	OH 29"	WT 11 lb	04640L	\$312	\$312	\$867	\$475
D 30" L1 32" L2 8"	OH 29"	WT 16 lb	04650L	\$318	\$318	\$944	\$550



## 60 DEGREE

MODEL #	LAMINATE EDGE	VINYL & 3MM EDGES	URETHANE EDGE	WOOD EDGE			
D 24" L1 33½" L2 8"	OH 29"	WT 12 lb	04660L	\$318	\$318	\$898	\$500
D 30" L1 40" L2 8"	OH 29"	WT 18 lb	04670L	\$324	\$324	\$1,013	\$575



## 90 DEGREE

MODEL #	LAMINATE EDGE	VINYL & 3MM EDGES	URETHANE EDGE	WOOD EDGE			
D 24" L 38"	OH 29"	WT 19 lb	04680L	\$324	\$324	\$721	\$525
D 30" L 47"	OH 29"	WT 27 lb	04690L	\$330	\$330	\$865	\$600

36

Gangs must be ordered on connecting tables with initial order.

### SPECIFICATIONS how to order, see page 73

#### EXAMPLE:

saturn laminate connector specification and pricing

04660L 60° - 24", connector	\$318
L01 chalk white laminate	+ \$00
MM 3MM edge	+ \$00
V01 white	+ \$00
<b>total = \$318</b>	

**1: SELECT SATURN CONNECTOR**  
prices shown above are list

#### 2: SELECT TABLE TOP FINISH

for all models, select color

##### solid laminates

- L01 chalk white
- L02 fashion gray
- L03 maritime gray
- L04 wrought iron
- L05 thunder
- L06 grey
- L07 smoky white
- L08 juarez flower
- L09 bittersweet
- L10 shadow blue

##### woodgrain laminates

- L11 natural pear
- L12 wild cherry
- L13 huntington maple
- L14 monticello maple

- L15 versailles anigre
- L16 empire mahogany (edge will be matching 3mm)

##### other laminate

- L17 other; specify mfg. name and codenumber; refer to page 72 for details

#### 5: SELECT EDGE PROFILE & FINISH

for solid or other laminate table models, select edge profile and color

- LS laminate self edge (matches top finish)
- BT vinyl bumper-T
- ST vinyl straight-T
- MM 3mm
  - V01 white
  - V02 dove gray
  - V03 smoke
  - V04 black
  - V05 graphite
  - V06 stone
  - V07 off-white

##### UC urethane comfourt

- U01 platinum
- U02 stone
- U03 smoke
- U04 dolphin
- U05 wrought iron
- U06 black

- WL 1/8" wood lumber
  - W01 natural beech
  - W02 natural cherry
  - W03 dark cherry
  - W04 medium walnut
  - W05 mahogany
  - W06 ebony

#### 6: SELECT PIN LEG FINISH

for 90 degree connectors, select metal

- E01 black
  - E02 gunmetal
  - E03 flint
  - E04 warm gray
  - E05 cool gray
  - E06 satin silver
- or select textured metal
- E51 black T
  - E52 gunmetal T
  - E53 flint T

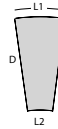


# saturn wood veneer connectors



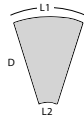
### STRAIGHT

D	L	OH	WT	MODEL #	WOOD EDGE
24"	L 20"	OH 29"	WT 17 lb	04615V	\$405
30"	L 20"	OH 29"	WT 21 lb	04625V	\$505



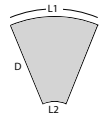
### 15 DEGREE

D	L1	L2	OH	WT	MODEL #	WOOD EDGE
24"	L1 14"	L2 8"	OH 29"	WT 8 lb	04600V	\$425
30"	L1 16"	L2 8"	OH 29"	WT 10 lb	04610V	\$680



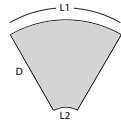
### 30 DEGREE

D	L1	L2	OH	WT	MODEL #	WOOD EDGE
24"	L1 20½"	L2 8"	OH 29"	WT 10 lb	04620V	\$475
30"	L1 23½"	L2 8"	OH 29"	WT 14 lb	04630V	\$705



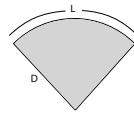
### 45 DEGREE

D	L1	L2	OH	WT	MODEL #	WOOD EDGE
24"	L1 27"	L2 8"	OH 29"	WT 11 lb	04640V	\$525
30"	L1 32"	L2 8"	OH 29"	WT 16 lb	04650V	\$730



### 60 DEGREE

D	L1	L2	OH	WT	MODEL #	WOOD EDGE
24"	L1 33½"	L2 8"	OH 29"	WT 12 lb	04660V	\$575
30"	L1 40"	L2 8"	OH 29"	WT 18 lb	04670V	\$755



### 90 DEGREE

D	L	OH	WT	MODEL #	WOOD EDGE
24"	L 38"	OH 29"	WT 19 lb	04680V	\$625
30"	L 47"	OH 29"	WT 27 lb	04690V	\$780

37

Gangs must be ordered on connecting tables with initial order.

## SPECIFICATIONS how to order, see page 73

### EXAMPLE:

saturn wood veneer connector specification and pricing

04680V 90° - 24" connector	\$625
W02 natural cherry	+ \$00
WL ½" wood lumber edge	+ \$00
E01 black leg	+ \$00
<b>total = \$625</b>	

### 1: SELECT SATURN CONNECTOR

prices shown above are list

### 2: SELECT TABLE TOP FINISH

for wood models, select color

W01	natural beech
W02	natural cherry
W03	dark cherry
W04	medium walnut
W05	mahogany
W06	ebony

### 4: SELECT EDGE PROFILE

for all models, select edge profile  
 WL ½" wood lumber  
 (stained or clear coated to match top finish)

### 5: SELECT PIN LEG FINISH

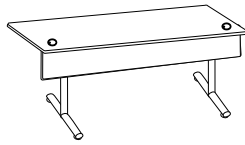
for 90 degree connectors, select metal

E01	black
E02	gunmetal
E03	flint
E04	warm gray
E05	cool gray
E06	satın silver

or select textured metal

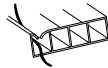
E51	black T
E52	gunmetal T
E53	flint T

# saturn accessories



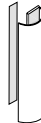
## modesty panel, steel

MP42	42"	\$167
MP48	48"	\$192
MP60	60"	\$217
MP72	72"	\$242



## wire management

**HT** horizontal, 4-channel \$125  
rigid base and sides; soft top facilitates wire placement; black only; may be ordered separately



**VM** vertical, affixes to table leg \$24  
for running wires from top of table. Hinged for easy access; may be ordered separately



## rectangular grogmet covers, select as needed

CTOL	left corner	+\$63
CTOR	right corner	+\$63
CTOC	center	+\$63
CTLR	left and right corners	+\$125
CTAG	left, right and center	+\$187



## oval grogmet covers, select as needed

COOL	left corner	+\$63
COOR	right corner	+\$63
COOC	center	+\$63
COLR	left and right corners	+\$125
COAG	left, right and center	+\$187



## round grogmet covers, select as needed

CROL	left corner	+\$63
CROR	right corner	+\$63
CROC	center	+\$63
CRLR	left and right corners	+\$125
CRAG	left, right and center	+\$187

38

Accessories available on rectangular tables only.

SPECIFICATIONS how to order, see page 73																																																																																												
<p><b>EXAMPLE:</b></p> <p>saturn accessories specification &amp; pricing</p> <p>add accessories to each model</p> <table border="0"> <tr> <td>04271L</td> <td>24" x 60", Fixed C-Leg</td> <td>\$608</td> </tr> <tr> <td>L05</td> <td>thunder laminate</td> <td>+\$00</td> </tr> <tr> <td>MM</td> <td>3MM edge</td> <td>+\$00</td> </tr> <tr> <td>V06</td> <td>stone</td> <td>+\$00</td> </tr> <tr> <td>E05</td> <td>cool gray leg</td> <td>+\$00</td> </tr> <tr> <td>MP60</td> <td>modesty panel</td> <td>+\$217</td> </tr> <tr> <td>E03</td> <td>flint</td> <td>+\$00</td> </tr> <tr> <td>COOR</td> <td>oval grogmet cover, rt. corner</td> <td>+\$63</td> </tr> <tr> <td colspan="2"></td> <td>total = \$888</td> </tr> </table>	04271L	24" x 60", Fixed C-Leg	\$608	L05	thunder laminate	+\$00	MM	3MM edge	+\$00	V06	stone	+\$00	E05	cool gray leg	+\$00	MP60	modesty panel	+\$217	E03	flint	+\$00	COOR	oval grogmet cover, rt. corner	+\$63			total = \$888	<p><input type="checkbox"/> <b>2: SELECT FINISH</b></p> <p>for all modesty panels, select metal</p> <table border="0"> <tr> <td>E01</td> <td>black</td> </tr> <tr> <td>E02</td> <td>gunmetal</td> </tr> <tr> <td>E03</td> <td>flint</td> </tr> <tr> <td>E04</td> <td>warm gray</td> </tr> <tr> <td>E05</td> <td>cool gray</td> </tr> <tr> <td>E06</td> <td>satin silver</td> </tr> </table> <p>or select textured metal</p> <table border="0"> <tr> <td>E51</td> <td>black T</td> </tr> <tr> <td>E52</td> <td>gunmetal T</td> </tr> <tr> <td>E53</td> <td>flint T</td> </tr> </table>	E01	black	E02	gunmetal	E03	flint	E04	warm gray	E05	cool gray	E06	satin silver	E51	black T	E52	gunmetal T	E53	flint T	<p><input type="checkbox"/> <b>4: SELECT GROMMETS</b></p> <p>(N/A ON 20" DEEP TABLES)</p> <p>rectangular grogmet covers, select as needed</p> <table border="0"> <tr> <td>CTOL</td> <td>left corner</td> <td>+\$63</td> </tr> <tr> <td>CTOR</td> <td>right corner</td> <td>+\$63</td> </tr> <tr> <td>CTOC</td> <td>center</td> <td>+\$63</td> </tr> <tr> <td>CTLR</td> <td>left and right corners</td> <td>+\$125</td> </tr> <tr> <td>CTAG</td> <td>left, right and center</td> <td>+\$187</td> </tr> </table> <p>oval grogmet covers, select as needed</p> <table border="0"> <tr> <td>COOL</td> <td>left corner</td> <td>\$63</td> </tr> <tr> <td>COOR</td> <td>right corner</td> <td>+\$63</td> </tr> <tr> <td>COOC</td> <td>center</td> <td>+\$63</td> </tr> <tr> <td>COLR</td> <td>left and right corners</td> <td>+\$125</td> </tr> <tr> <td>COAG</td> <td>left, right and center</td> <td>+\$187</td> </tr> </table> <p>round grogmet covers, select as needed</p> <table border="0"> <tr> <td>CROL</td> <td>left corner</td> <td>+\$63</td> </tr> <tr> <td>CROR</td> <td>right corner</td> <td>+\$63</td> </tr> <tr> <td>CROC</td> <td>center</td> <td>+\$63</td> </tr> <tr> <td>CRLR</td> <td>left and right corners</td> <td>+\$125</td> </tr> <tr> <td>CRAG</td> <td>left, right and center</td> <td>+\$187</td> </tr> </table>	CTOL	left corner	+\$63	CTOR	right corner	+\$63	CTOC	center	+\$63	CTLR	left and right corners	+\$125	CTAG	left, right and center	+\$187	COOL	left corner	\$63	COOR	right corner	+\$63	COOC	center	+\$63	COLR	left and right corners	+\$125	COAG	left, right and center	+\$187	CROL	left corner	+\$63	CROR	right corner	+\$63	CROC	center	+\$63	CRLR	left and right corners	+\$125	CRAG	left, right and center	+\$187
04271L	24" x 60", Fixed C-Leg	\$608																																																																																										
L05	thunder laminate	+\$00																																																																																										
MM	3MM edge	+\$00																																																																																										
V06	stone	+\$00																																																																																										
E05	cool gray leg	+\$00																																																																																										
MP60	modesty panel	+\$217																																																																																										
E03	flint	+\$00																																																																																										
COOR	oval grogmet cover, rt. corner	+\$63																																																																																										
		total = \$888																																																																																										
E01	black																																																																																											
E02	gunmetal																																																																																											
E03	flint																																																																																											
E04	warm gray																																																																																											
E05	cool gray																																																																																											
E06	satin silver																																																																																											
E51	black T																																																																																											
E52	gunmetal T																																																																																											
E53	flint T																																																																																											
CTOL	left corner	+\$63																																																																																										
CTOR	right corner	+\$63																																																																																										
CTOC	center	+\$63																																																																																										
CTLR	left and right corners	+\$125																																																																																										
CTAG	left, right and center	+\$187																																																																																										
COOL	left corner	\$63																																																																																										
COOR	right corner	+\$63																																																																																										
COOC	center	+\$63																																																																																										
COLR	left and right corners	+\$125																																																																																										
COAG	left, right and center	+\$187																																																																																										
CROL	left corner	+\$63																																																																																										
CROR	right corner	+\$63																																																																																										
CROC	center	+\$63																																																																																										
CRLR	left and right corners	+\$125																																																																																										
CRAG	left, right and center	+\$187																																																																																										
<p><input type="checkbox"/> <b>1: SELECT MODESTY PANEL</b></p> <p>modesty panel, select length</p> <table border="0"> <tr> <td>MP42</td> <td>42"</td> <td>\$167</td> </tr> <tr> <td>MP48</td> <td>48"</td> <td>\$192</td> </tr> <tr> <td>MP60</td> <td>60"</td> <td>\$217</td> </tr> <tr> <td>MP72</td> <td>72"</td> <td>\$242</td> </tr> </table>	MP42	42"	\$167	MP48	48"	\$192	MP60	60"	\$217	MP72	72"	\$242	<p><input type="checkbox"/> <b>3: SELECT WIRE MANAGEMENT</b></p> <p>wire management</p> <table border="0"> <tr> <td>HT</td> <td>4-channel horizontal WM</td> <td>\$125</td> </tr> <tr> <td>VM</td> <td>j-channel vertical WM</td> <td>\$24</td> </tr> </table>	HT	4-channel horizontal WM	\$125	VM	j-channel vertical WM	\$24																																																																									
MP42	42"	\$167																																																																																										
MP48	48"	\$192																																																																																										
MP60	60"	\$217																																																																																										
MP72	72"	\$242																																																																																										
HT	4-channel horizontal WM	\$125																																																																																										
VM	j-channel vertical WM	\$24																																																																																										





## syllabus

40

training table with wire management and modular components

### DESIGN

by Dorsey Cox

### STANDARDS

Meets or exceeds ANSI/BIFMA X5.5 durability and safety standards.

### CONSTRUCTION

**TABLE TOP LAMINATE:** - 1 ¼" balanced construction with particle board core, edged and backed with moisture-resistant coverings to form a completely sealed outside surface. Choice of high pressure laminate or European steamed beech veneer. Tops are shipped pre-drilled for easy assembly to bases. 60" and 72" tables have 1" x 1" steel tubing support to prevent bowing. Table tops are produced to exact size.

**EDGES:** vinyl bumper-t; vinyl straight-t; 3mm; urethane comfort; ½" wood lumber. Urethane comfort edge is on users side of table. Remaining sides are matching 3mm.

**FRAME:** aluminum extruded leg with cast aluminum foot and spider

**HINGE:** die cast with steel hinge pin

**GLIDES:** adjustable 2 ½" diameter nylon base with steel shell and threaded stem

**CASTERS:** locking 60mm dual wheels

### WIRE MANAGEMENT

**MODESTY PANEL:** 18 gauge steel; attaches to underside of table with thumbscrews

**WIRE MANAGEMENT:** rigid PVC gallery door hinge to aluminum trough; attaches to underside of table with thumbscrews

### SHIPPING

folding tables shipped fully assembled

fixed tables shipped KD, base and top ship together

### STACKING

laminated: 4 vertically on dolly

veneered: not recommended

### 4-WHEEL DOLLY:

00090 (\$2,065)


OW 30 ½" OD 48" OH 52" WT 119 lb



**CONSTRUCTION:** steel; two swivel casters and two fixed casters; black epoxy

see page 63 for dolly information

**EDGE PROFILES** for additional information, see page 72



VINYL BUMPER-T




VINYL STRAIGHT-T



3 MM

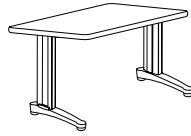


URETHANE COMFORT

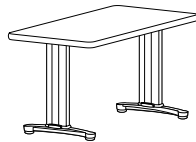


½" WOOD LUMBER

# syllabus fixed leg laminate



RECTANGULAR C-LEG				MODEL #	VINYL & 3MM EDGES	URETHANE EDGE	WOOD EDGE
D 24"	L 42"	OH 29"	WT 62 lb	09005L	\$766	\$1,324	\$1,050
D 24"	L 48"	OH 29"	WT 66 lb	09015L	\$830	\$1,342	\$1,113
D 24"	L 60"	OH 29"	WT 75 lb	09025L	\$893	\$1,636	\$1,176
D 24"	L 72"	OH 29"	WT 84 lb	09035L	\$957	\$1,808	\$1,240
D 30"	L 42"	OH 29"	WT 70 lb	09045L	\$797	\$1,409	\$1,080
D 30"	L 48"	OH 29"	WT 75 lb	09055L	\$861	\$1,440	\$1,144
D 30"	L 60"	OH 29"	WT 86 lb	09065L	\$925	\$1,776	\$1,208
D 30"	L 72"	OH 29"	WT 98 lb	09075L	\$989	\$1,916	\$1,272



RECTANGULAR T-LEG				MODEL #	VINYL & 3MM EDGES	URETHANE EDGE	WOOD EDGE
D 24"	L 42"	OH 29"	WT 62 lb	09905L	\$766	\$1,324	\$1,050
D 24"	L 48"	OH 29"	WT 66 lb	09915L	\$830	\$1,342	\$1,113
D 24"	L 60"	OH 29"	WT 75 lb	09925L	\$893	\$1,636	\$1,176
D 24"	L 72"	OH 29"	WT 84 lb	09935L	\$957	\$1,808	\$1,240
D 30"	L 42"	OH 29"	WT 70 lb	09945L	\$797	\$1,409	\$1,080
D 30"	L 48"	OH 29"	WT 75 lb	09955L	\$861	\$1,440	\$1,144
D 30"	L 60"	OH 29"	WT 86 lb	09965L	\$925	\$1,776	\$1,208
D 30"	L 72"	OH 29"	WT 98 lb	09975L	\$989	\$1,916	\$1,272

41

Additional sizes next page

**SPECIFICATIONS** how to order, see page 73

**EXAMPLE:**  
syllabus fixed leg laminate specification and pricing

09025L 24" x 60", C-leg	\$1,636
CS casters	+ \$00
L10 shadow blue laminate	+ \$00
UC urethane comfort edge	+ \$00
U01 platinum	+ \$00
E02 gunmetal legs	+ \$00
V05 graphite leg insert	+ \$00
<b>total =</b>	<b>\$1,636</b>

**1: SELECT SYLLABUS W/FIXED LEG**  
prices shown above are list

**2: SELECT OPTIONS**  
for all models, select as needed; add option prices to table model price

CS casters	n/c
------------	-----

for rectangular models; select as needed; add all option prices to table model prices

HA height adjustable	\$335
PM permanent mount	\$30

**3: SELECT TABLE TOP FINISH**  
for all models, select color

**solid laminates**

- L01 chalk white
- L02 fashion gray
- L03 maritime gray
- L04 wrought iron
- L05 thunder

- L06 grey
- L07 smoky white
- L08 juarez flower
- L09 bittersweet
- L10 shadow blue

**woodgrain laminates**

- L11 natural pear
- L12 wild cherry
- L13 huntington maple
- L14 monticello maple
- L15 versailles anigre
- L16 empire mahogany (edge will be matching 3mm)

**other laminate**

- L17 specify mfg. name and code number; refer to page 72 for details

**4: SELECT EDGE PROFILE & FINISH**  
for solid or other laminate table models, select edge profile and color

BT vinyl bumper-T	
ST vinyl straight-T	
MM 3mm	
V01 white	
V02 dove gray	
V03 smoke	
V04 black	
V05 graphite	
V06 stone	
V07 off-white	

UC urethane comfort

- U01 platinum
- U02 stone
- U03 smoke
- U04 dolphin
- U05 wrought iron
- U06 black

WL 1/8" wood lumber

- W01 natural beech
- W02 natural cherry
- W03 dark cherry
- W04 medium walnut
- W05 mahogany
- W06 ebony

**5: SELECT LEG FINISH**  
for all models, select metal

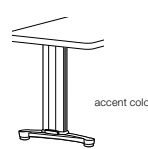
- E01 black
- E02 gunmetal
- E03 flint
- E04 warm gray
- E05 cool gray
- E06 satin silver

or select textured metal

- E51 black T
- E52 gunmetal T
- E53 flint T

**6: SELECT LEG ACCENT FINISH**  
for all models, select color

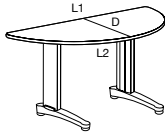
- V01 white
- V02 dove gray
- V03 smoke
- V04 black
- V05 graphite
- V06 stone
- V07 off white



**OPTIONS** for additional information, see page 68

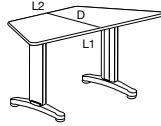
CS casters; 4-locking; black only	n/c	HA height adjustment; manual pin lift adjusts tables from 27" to 32"; not available with permanent mount option	+ \$ 335	PM permanent mount; foot pre-drilled to accept mounting hardware (not included); not available with height adjustment option	+ \$ 30
-----------------------------------	-----	---	----------	--	---------

## syllabus fixed leg laminate



### HALF ROUND

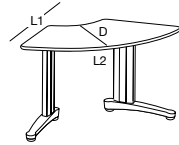
					MODEL #	VINYL & 3MM EDGES	URETHANE EDGE	WOOD EDGE
D 24"	L1 48"	L2 75½"	OH 29"	WT 58 lb	09305L	\$893	\$1,265	\$1,176
D 30"	L1 60"	L2 94"	OH 29"	WT 74 lb	09315L	\$989	\$1,704	\$1,272



### TRAPEZOID

					MODEL #	VINYL & 3MM EDGES	URETHANE EDGE	WOOD EDGE
D 30"	L1 60"	L2 30"	OH 29"	WT 65 lb	09805L	\$1,053	n/a	\$1,336

42



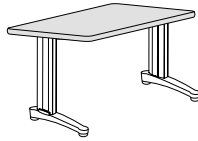
### CRESCENT

					MODEL #	VINYL & 3MM EDGES	URETHANE EDGE	WOOD EDGE
D 24"	L1 36"	L2 56½"	OH 29"	WT 58 lb	09505L	\$970	\$1,305	\$1,254
D 24"	L1 48"	L2 75½"	OH 29"	WT 61 lb	09605L	\$1,046	\$1,383	\$1,330
D 30"	L1 36"	L2 56½"	OH 29"	WT 72 lb	09515L	\$1,117	\$1,502	\$1,400
D 30"	L1 48"	L2 75½"	OH 29"	WT 79 lb	09615L	\$1,180	\$1,501	\$1,464

See previous page for specifications

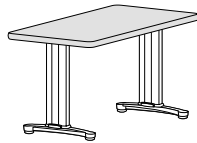


# syllabus fixed leg wood veneer



RECTANGULAR C-LEG				MODEL #	WOOD EDGE
D 24"	L 42"	OH 29"	WT 62 lb	09005V	\$1,276
D 24"	L 48"	OH 29"	WT 66 lb	09015V	\$1,353
D 24"	L 60"	OH 29"	WT 75 lb	09025V	\$1,557
D 24"	L 72"	OH 29"	WT 84 lb	09035V	\$1,819
D 30"	L 42"	OH 29"	WT 70 lb	09045V	\$1,481
D 30"	L 48"	OH 29"	WT 75 lb	09055V	\$1,607
D 30"	L 60"	OH 29"	WT 86 lb	09065V	\$1,764
D 30"	L 72"	OH 29"	WT 98 lb	09075V	\$1,997

44



RECTANGULAR T-LEG				MODEL #	WOOD EDGE
D 24"	L 42"	OH 29"	WT 62 lb	09905V	\$1,276
D 24"	L 48"	OH 29"	WT 66 lb	09915V	\$1,353
D 24"	L 60"	OH 29"	WT 75 lb	09925V	\$1,557
D 24"	L 72"	OH 29"	WT 84 lb	09935V	\$1,819
D 30"	L 42"	OH 29"	WT 70 lb	09945V	\$1,481
D 30"	L 48"	OH 29"	WT 75 lb	09955V	\$1,607
D 30"	L 60"	OH 29"	WT 86 lb	09965V	\$1,764
D 30"	L 72"	OH 29"	WT 98 lb	09975V	\$1,997

## SPECIFICATIONS how to order, see page 73

### EXAMPLE:

syllabus fixed leg wood veneer specification and pricing

09025V 24" x 60", C-leg	\$1,557
W03 dark cherry stain	+ \$00
WL 1/8" wood lumber	+ \$00
E53 gunmetal legs	+ \$00
V05 graphite leg insert	+ \$00
<b>total = \$1,557</b>	

### 1: SELECT SYLLABUS W/FIXED LEG

prices shown above are list

### 2: SELECT OPTIONS

for all models, select as needed; add option prices to table model price

CS casters	n/c
------------	-----

for rectangular models; select as needed; add all option prices to table model prices

HA height adjustable	\$335
PM permanent mount	\$30

### 3: SELECT TABLE TOP FINISH

for all models, select color

W01 natural beech
W02 natural cherry
W03 dark cherry
W04 medium walnut
W05 mahogany
W06 ebony

### 4: SELECT EDGE PROFILE

for all models, select edge profile

WL 1/8" wood band
(stained or clear coated to match top finish)

### 5: SELECT LEG FINISH

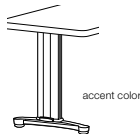
for all models, select metal

E01 black
E02 gunmetal
E03 flint
E04 warm gray
E05 cool gray
E06 satin silver
or select textured metal
E51 black T
E52 gunmetal T
E53 flint T

### 6: SELECT LEG ACCENT FINISH

for all models, select color

V01 white
V02 dove gray
V03 smoke
V04 black
V05 graphite
V06 stone
V07 off white

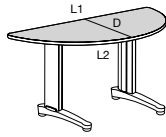


## OPTIONS for additional information, see page 68

CS casters; 4-locking; black only	n/c	HA height adjustment; manual pin lift adjusts tables from 27" to 32"; not available with permanent mount options	+ \$ 335	PM permanent mount; foot pre-drilled to accept mounting hardware (not included); not available with height adjustment option	+ \$ 30
--------------------------------------	-----	---	----------	--	---------



## syllabus fixed leg wood veneer



### HALF ROUND

**DIA** 24" **L1** 48" **L2** 75½" **OH** 29" **WT** 58 lb

**DIA** 30" **L1** 60" **L2** 94" **OH** 29" **WT** 74 lb

### MODEL #

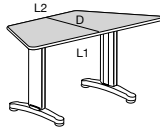
09305V

09315V

### WOOD EDGE

\$1,671

\$2,255



### TRAPEZOID

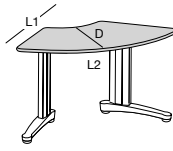
**D** 30" **L1** 60" **L2** 30" **OH** 29" **WT** 65 lb

### MODEL #

09805V

### WOOD EDGE

\$1,927



### CRESCENT

**D** 24" **L1** 36" **L2** 56½" **OH** 29" **WT** 58lb

**D** 24" **L1** 48" **L2** 75½" **OH** 29" **WT** 61lb

**D** 30" **L1** 36" **L2** 56½" **OH** 29" **WT** 72lb

**D** 30" **L1** 48" **L2** 75½" **OH** 29" **WT** 79lb

### MODEL#

09505V

09605V

09515V

09615V

### WOOD EDGE

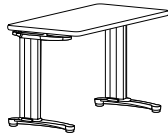
\$1,404

\$1,595

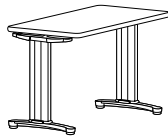
\$1,653

\$1,916

# syllabus folding leg laminate



RECTANGULAR C-LEG				MODEL #	VINYL & 3MM EDGES	URETHANE EDGE	WOOD EDGE
D 24"	L 42"	OH 29"	WT 66 lb	09000L	\$989	\$1,608	\$1,272
D 24"	L 48"	OH 29"	WT 70 lb	09010L	\$1,053	\$1,624	\$1,336
D 24"	L 60"	OH 29"	WT 79 lb	09020L	\$1,117	\$1,919	\$1,400
D 24"	L 72"	OH 29"	WT 88 lb	09030L	\$1,180	\$2,105	\$1,464
D 30"	L 42"	OH 29"	WT 73 lb	09040L	\$1,021	\$1,691	\$1,304
D 30"	L 48"	OH 29"	WT 79 lb	09050L	\$1,085	\$1,722	\$1,368
D 30"	L 60"	OH 29"	WT 90 lb	09060L	\$1,148	\$2,045	\$1,432
D 30"	L 72"	OH 29"	WT 102 lb	09070L	\$1,211	\$2,184	\$1,495



RECTANGULAR T-LEG				MODEL #	VINYL & 3MM EDGES	URETHANE EDGE	WOOD EDGE
D 24"	L 42"	OH 29"	WT 66 lb	09900L	\$989	\$1,608	\$1,272
D 24"	L 48"	OH 29"	WT 70 lb	09910L	\$1,053	\$1,624	\$1,336
D 24"	L 60"	OH 29"	WT 79 lb	09920L	\$1,117	\$1,919	\$1,400
D 24"	L 72"	OH 29"	WT 88 lb	09930L	\$1,180	\$2,105	\$1,464
D 30"	L 42"	OH 29"	WT 73 lb	09940L	\$1,021	\$1,691	\$1,304
D 30"	L 48"	OH 29"	WT 79 lb	09950L	\$1,085	\$1,722	\$1,368
D 30"	L 60"	OH 29"	WT 90 lb	09960L	\$1,148	\$2,045	\$1,432
D 30"	L 72"	OH 29"	WT 102 lb	09970L	\$1,211	\$2,184	\$1,495

46

**SPECIFICATIONS** how to order, see page 73

**EXAMPLE:**  
 syllabus folding leg laminate specification and pricing  
 09960L 30" x 60", T-leg \$1432  
 L07 smoky white laminate + \$00  
 WL 1/8" wood lumber + \$00  
 W01 natural beech + \$00  
 E01 black leg + \$00  
 V04 black leg insert + \$00  
 total = \$1,432

**1: SELECT SYLLABUS W/FOLDING LEG**  
 prices shown are list

**2: SELECT OPTIONS**  
 for all models, select as needed; add option prices to table model price  
 CS casters n/c

**3: SELECT TABLE TOP FINISH**  
 for all models, select color  
 solid laminate  
 L01 chalk white  
 L02 fashion gray  
 L03 maritime gray  
 L04 wrought iron  
 L05 thunder  
 L06 grey  
 L07 smoky white  
 L08 juarez flower  
 L09 bittersweet  
 L10 shadow blue

woodgrain laminates  
 L11 natural pear  
 L12 wild cherry  
 L13 huntington maple  
 L14 monticello maple  
 L15 versailles anigre  
 L16 empire mahogany (edge will be matching 3mm)  
 other laminate  
 L17 specify mfg. name and code number; refer to page 72 for details

**4: SELECT EDGE PROFILE & FINISH**  
 for sold and other laminate table models, select edge profile and color  
 BT vinyl bumper-T  
 ST vinyl straight-T  
 MM 3mm  
 V01 white  
 V02 dove gray  
 V03 smoke  
 V04 black  
 V05 graphite  
 V06 stone  
 V07 off white  
 UC urethane comfort edge  
 U01 platinum  
 U02 stone  
 U03 smoke  
 U04 dolphin  
 U05 wrought iron  
 U06 black  
 WL 1/8" wood lumber  
 W01 natural beech  
 W02 natural cherry  
 W03 dark cherry  
 W04 medium walnut  
 W05 mahogany  
 W06 ebony

**5: SELECT LEG FINISH**  
 for all models, select metal  
 E01 black  
 E02 gunmetal  
 E03 flint  
 E04 warm gray  
 E05 cool gray  
 E06 satin silver  
 or select textured metal  
 E51 black T  
 E52 gunmetal T  
 E53 flint T

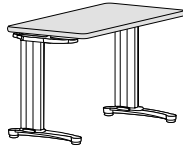
**6: SELECT LEG ACCENT FINISH**  
 for all models, select color  
 V01 white  
 V02 dove gray  
 V03 smoke  
 V04 black  
 V05 graphite  
 V06 stone  
 V07 off white

**7: SELECT DOLLY**  
 dollies may also be ordered separately, see page 65  
 00090 4-wheel dolly \$2,065

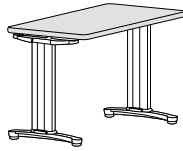
**OPTIONS** for additional information, see page 68

CS casters; 4 locking; black only n/c

# syllabus folding leg wood veneer



RECTANGULAR C-LEG				MODEL #	WOOD EDGE
D 24"	L 42"	OH 29"	WT 66 lb	09000V	\$1,602
D 24"	L 48"	OH 29"	WT 70 lb	09010V	\$1,676
D 24"	L 60"	OH 29"	WT 79 lb	09020V	\$1,882
D 24"	L 72"	OH 29"	WT 88 lb	09030V	\$2,160
D 30"	L 42"	OH 29"	WT 73 lb	09040V	\$1,804
D 30"	L 48"	OH 29"	WT 79 lb	09050V	\$1,931
D 30"	L 60"	OH 29"	WT 90 lb	09060V	\$2,071
D 30"	L 72"	OH 29"	WT 102 lb	09070V	\$2,304



RECTANGULAR T-LEG				MODEL #	WOOD EDGE
D 24"	L 42"	OH 29"	WT 66 lb	09900V	\$1,602
D 24"	L 48"	OH 29"	WT 70 lb	09910V	\$1,676
D 24"	L 60"	OH 29"	WT 79 lb	09920V	\$1,882
D 24"	L 72"	OH 29"	WT 88 lb	09930V	\$2,160
D 30"	L 42"	OH 29"	WT 73 lb	09940V	\$1,804
D 30"	L 48"	OH 29"	WT 79 lb	09950V	\$1,931
D 30"	L 60"	OH 29"	WT 90 lb	09960V	\$2,071
D 30"	L 72"	OH 29"	WT 102 lb	09970V	\$2,304

## SPECIFICATIONS how to order, see page 73

**EXAMPLE:**  
 syllabus folding leg wood veneer specification and pricing

09910V 24" x 48", T-leg	\$1,676
W01 natural beech	+ \$00
WL 1/8" wood lumber	+ \$00
E04 warm gray legs	+ \$00
V03 smoke leg insert	+ \$00
<b>total = \$1,676</b>	

**1: SELECT SYLLABUS W/FOLDING LEG**  
 prices shown above are list

**2: SELECT OPTIONS**  
 for all models, select as needed; add options prices to table model price

CS casters	n/c
------------	-----

**3: SELECT TABLE TOP FINISH**  
 for all models, select color

W01	natural beech
W02	natural cherry
W03	dark cherry
W04	medium walnut
W05	mahogany
W06	ebony

**4: SELECT EDGE PROFILE**  
 for all models, select edge profile

WL 1/8" wood lumber	(stained or clear coated to match top finish)
---------------------	---

**5: SELECT LEG FINISH**  
 for all models, select metal

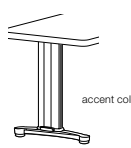
E01	black
E02	gunmetal
E03	flint
E04	warm gray
E05	cool gray
E06	satin silver

or select textured metal

E51	black T
E52	gunmetal T
E53	flint T

**6: SELECT LEG ACCENT FINISH**  
 for all models, select color

V01	white
V02	dove gray
V03	smoke
V04	black
V05	graphite
V06	stone
V07	off white



## OPTIONS for additional information, see page 68

CS casters;	n/c
4 locking; black only	

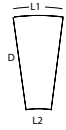
# syllabus connector laminate

48



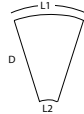
### STRAIGHT

MODEL #	VINYL & 3MM EDGES	URETHANE EDGE	WOOD EDGE
D 24" L 20" OH 29" WT 17 lb 09180L	\$204	\$542	\$319
D 30" L 20" OH 29" WT 21 lb 09190L	\$210	\$613	\$402



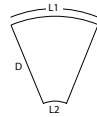
### 15 DEGREE

MODEL #	VINYL & 3MM EDGES	URETHANE EDGE	WOOD EDGE
D 24" L1 14" L2 8" OH 29" WT 8 lb 09101L	\$309	\$816	\$438
D 30" L1 16" L2 8" OH 29" WT 10 lb 09135L	\$315	\$873	\$515



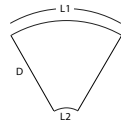
### 30 DEGREE

MODEL #	VINYL & 3MM EDGES	URETHANE EDGE	WOOD EDGE
D 24" L1 20 1/2" L2 8" OH 29" WT 10 lb 09100L	\$315	\$861	\$464
D 30" L1 23 1/2" L2 8" OH 29" WT 14 lb 09140L	\$321	\$933	\$541



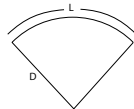
### 45 DEGREE

MODEL #	VINYL & 3MM EDGES	URETHANE EDGE	WOOD EDGE
D 24" L1 27" L2 8" OH 29" WT 11 lb 09110L	\$321	\$893	\$489
D 30" L1 32" L2 8" OH 29" WT 16 lb 09150L	\$328	\$972	\$567



### 60 DEGREE

MODEL #	VINYL & 3MM EDGES	URETHANE EDGE	WOOD EDGE
D 24" L1 33 1/2" L2 8" OH 29" WT 12 lb 09120L	\$328	\$925	\$515
D 30" L1 40" L2 8" OH 29" WT 18 lb 09160L	\$334	\$1,043	\$592



### 90 DEGREE

MODEL #	VINYL & 3MM EDGES	URETHANE EDGE	WOOD EDGE
D 24" L 38" OH 29" WT 19 lb 09130L	\$334	\$743	\$541
D 30" L 47" OH 29" WT 27 lb 09170L	\$340	\$891	\$618

## SPECIFICATIONS how to order, see page 73

### EXAMPLE:

syllabus connector laminate specification and pricing

09110L	45° - 24" connector	\$321
L01	chalk white laminate	+ \$00
MM	3MM edge	+ \$00
V01	white	+ \$00
		total = \$321

### 1: SELECT SYLLABUS CONNECTOR

prices shown above are list

### 2: SELECT TABLE TOP FINISH

for all models, select color  
solid laminates

- L01 chalk white
- L02 fashion gray
- L03 maritime gray
- L04 wrought iron
- L05 thunder
- L06 grey
- L07 smoky white
- L08 juarez flower
- L09 bittersweet
- L10 shadow blue

woodgrain laminates

- L11 natural pear
- L12 wild cherry

- L13 huntington maple
  - L14 monticello maple
  - L15 versailles anigre
  - L16 empire mahogany
- (edge will be matching 3mm)

other laminate

- L17 specify mfg. name and code number; refer to page 72 for details

### 4: SELECT EDGE PROFILE & FINISH

for solid or other laminate models, select edge profile and color

- BT vinyl bumper-T
- ST vinyl straight-T
- MM 3mm
  - V01 white
  - V02 dove gray
  - V03 smoke
  - V04 black
  - V05 graphite
  - V06 stone
  - V07 off-white

- UC urethane comfort
  - U01 platinum
  - U02 stone
  - U03 smoke
  - U04 dolphin
  - U05 wrought iron
  - U06 black

- WL 1/8" wood lumber
  - W01 natural beech
  - W02 natural cherry
  - W03 dark cherry
  - W04 medium walnut
  - W05 mahogany
  - W06 ebony

### 5: SELECT PIN LEG FINISH

for 90 degree connectors, select metal

- E01 black
- E02 gunmetal
- E03 flint
- E04 warm gray
- E05 cool gray
- E06 satin silver

or select textured metal

- E51 black T
- E52 gunmetal T
- E53 flint T

# syllabus wood veneer connector

					MODEL #	WOOD EDGE
	<b>STRAIGHT</b>					
	D 24"	L 20"	OH 29"	WT 17 lb	09180V	\$417
	D 30"	L 20"	OH 29"	WT 21 lb	09190V	\$520
	<b>15 DEGREE</b>					
	D 24"	L1 14"	L2 8"	OH 29"	WT 8 lb	09101V \$438
	D 30"	L1 16"	L2 8"	OH 29"	WT 10 lb	09135V \$700
	<b>30 DEGREE</b>					
	D 24"	L1 20½"	L2 8"	OH 29"	WT 10 lb	09100V \$489
	D 30"	L1 23½"	L2 8"	OH 29"	WT 14 lb	09140V \$726
	<b>45 DEGREE</b>					
	D 24"	L1 27"	L2 8"	OH 29"	WT 11 lb	09110V \$541
	D 30"	L1 32"	L2 8"	OH 29"	WT 16 lb	09150V \$752
	<b>60 DEGREE</b>					
	D 24"	L1 33½"	L2 8"	OH 29"	WT 12 lb	09120V \$592
	D 30"	L1 40"	L2 8"	OH 29"	WT 18 lb	09160V \$778
	<b>90 DEGREE</b>					
	D 24"	L1 38"	OH 29"	WT 19 lb	09130V	\$644
	D 30"	L1 47"	OH 29"	WT 27 lb	09170V	\$803

49

## SPECIFICATIONS how to order, see page 73

### EXAMPLE:

syllabus connector wood veneer specification and pricing

09130V	90° x 24" connector	\$644
W05	mahogany stain	+ \$00
WL	½" wood lumber	+ \$00
E01	black leg	+ \$00
		total = \$644

### 1: SELECT SYLLABUS CONNECTOR

prices shown above are list

### 2: SELECT TABLE TOP FINISH

for all models, select color

W01	natural beech
W02	natural cherry
W03	dark cherry
W04	medium walnut
W05	mahogany
W06	ebony

### 4: SELECT EDGE PROFILE

for all models, select edge profile  
 WL ½" wood lumber  
 (stained or clear coat to match top finish)

### 5: SELECT PIN LEG FINISH

for 90 degree connectors, select metal

E01	black
E02	gunmetal
E03	flint
E04	warm gray
E05	cool gray
E06	satin silver
or select textured metal	
E51	black T
E52	gunmetal T
E53	flint T

## syllabus accessories



50 The Syllabus Training Table series is designed with wire management support systems for power and data feeds. You will need to determine the electrical system of circuits.

### FINDING NUMBER OF REQUIRED CIRCUITS

First, get the amperage information from all the electrical devices that will be used. Then, add the total number of amps together. Next, divide this number by 16 (the continuous amp rating), round up to the nearest whole number and you will have the number of circuits required to run the electronic equipment safely unless this number is greater than four.

If this number is greater than four (the maximum amount of circuits the system can handle), you will need to decrease some of the power sources or start a new system with a new power feed.

Remember that local and National Electrical codes have precedence. Check with a licensed electrician to verify the number of circuits needed.

### INSTALLATION OF THE HARDWIRE SYSTEM

Only a licensed electrician should install hardwire components like the power feed for the Syllabus electrical system.

### ROUTING THE WIRES

The hardwire power feed will be layed into the leg of the Syllabus table. Cables will be routed up the leg and into the wire gallery. From there, the wires will be routed from table to table into data and power receptacles.

### JUMPERS AND POWER DISTRIBUTION UNITS

Jumpers transfer power between tables. Power distribution units distribute electricity to the receptacles. The size of the table and the use of connectors will determine how many jumpers and power blocks you will need.

### ELECTRICAL SYSTEM

**CIRCUITRY INFORMATION:** The Syllabus electrical system is an 8-wire, 20-amp system allowing the use of 4 circuits

(three shared and one dedicated) with 4 line conductors, 2 neutrals and 2 grounds. Under NEC recommendations, 13 receptacles may be used per circuit, with a total of 52 available receptacles if all circuits are used, per single power entry. Three of the line conductors are 12 AWG, and share a 12 AWG ground and a 10 AWG neutral. The fourth circuit is isolated and dedicated, and is serviced by its own line conductor, neutral and isolated ground.

This electrical system is listed as a manufactured wiring system under UL Standard 183. It is CSA certified (CSA Standard C22.2 No. 204), and is in full compliance with electrical specifications found in the National Electrical Code. It also has Los Angeles Testing Laboratories Certification and is approved for use in New York City.

### GLOSSARY OF TERMS

**AMPS/AMPERAGE:** a unit of electrical current, in essence, a measure of how much electricity is flowing through the wire.

**CONTINUOUS AMP RATING:** although each circuit is rated at 20 amps for discontinuous use, the National Electric Code restricts the amperage to 16 for continuous use.

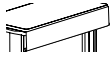

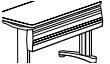


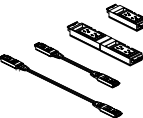




**HARDWIRED:** a permanent electrical connection by physically joining individual wires together. Note: Only a licensed electrician should install a hardwire power feed.

**CIRCUIT:** the complete path over which a current of electricity may flow—from the power source to an electrical device and back to the power source.

**ISOLATED, DEDICATED CIRCUIT:** an isolated circuit is specially protected from interference by other circuits. A Dedicated circuit is set aside from the other circuits for a specific purpose.

**AWG:** American Wire Gauge, the American standard for wire size specification.

# syllabus accessories

	<b>modesty panel</b> MP42 42" \$172 MP48 48" \$198 MP60 60" \$224 MP72 72" \$249		<b>power feed</b> 09740 40" power feed, C-leg tables \$301 09746 46" power feed, T-leg tables \$325
	<b>wire management</b> LI42 42" \$294 LI48 48" \$319 LI60 60" \$345 LI72 72" \$371		<b>jumper</b> 09636 36" jumper \$137
	<b>grommets &amp; access units</b> rectangular grommet covers, select as needed CTOL left corner +\$63 CTOR right corner +\$63 CTOC center +\$63 CTLR left and right corners +\$125 CTAG left, right and center +\$187		<b>power distribution units</b> junction boxes 09742 42" table \$125 09748 48" table \$200 09760 60" table \$351 09772 72" table \$401
	<b>oval grommet covers, select as needed</b> COOL left corner +\$63 COOR right corner +\$63 COOC center +\$63 COLR left and right corners +\$125 COAG left, right and center +\$187		<b>power data center, select as needed</b> PDOL left corner +\$225 PDOR right corner +\$225 PDOC center +\$225 PDLR left and right corners +\$451 PDAG left, right and center +\$676 PE edge mount +\$200
	<b>round grommet covers, select as needed</b> CROL left corner +\$63 CROR center +\$63 CROC center +\$63 CRLR left and right corners +\$125 CRAG left, right and center +\$187		<b>interport, select as needed</b> INOL left corner +\$251 INOR right corner +\$251 INOC center +\$251 INLR left and right corners +\$501 INAG left, right and center +\$752

Accessories available on rectangular tables only.

**SPECIFICATIONS** how to order, see page 73

**EXAMPLE:**

syllabus accessories specification & pricing

09025L 24" x 60", C-leg	\$893
L01 chalk white laminate	+ \$00
MM 3MM edge	+ \$00
V01 white	+ \$00
E04 warm gray leg	+ \$00
V01 white leg insert	+ \$00
LI60 lay-in wire gallery	+ \$345
P02 warm gray gallery door	+ \$00
INDR interport, right corner	+ \$251
<b>total = \$1,489</b>	

**1: SELECT MODESTY PANEL**

modesty panel, select length

MP42 42"	\$172
MP48 48"	\$198
MP60 60"	\$224
MP72 72"	\$249

**2: SELECT LAY-IN WIRE GALLERY**

wire management, select length

LI42 42"	\$294
LI48 48"	\$319
LI60 60"	\$345
LI72 72"	\$371

**3: SELECT FINISH**

for all modesty panels, select metal

E01 black
E02 gunmetal
E03 flint

E04 warm gray
E05 cool gray
E06 satin silver

or select textured metal

E51 black T
E52 gunmetal T
E53 flint T

for lay-in wire gallery, select color

P02 warm gray
P04 charcoal
P05 kohl

**4: SELECT ELECTRICAL OPTIONS**

**power feed**

09740 40" power feed, C-leg tables	\$301
09746 46" power feed, T-leg tables	\$325

**power distribution units**  
specify circuits I, II, III, IV

09742 42" table	\$125
09748 48" table	\$200
09760 60" table	\$351
09772 72" table	\$401

**jumper**

09636 36" jumper	\$137
------------------	-------

**4: SELECT GROMMET COVERS AND ACCESS UNITS**

rectangular grommet covers; select as needed

CTOL left corner	+\$63
CTOR right corner	+\$63

CTOC center	+\$63
CTLR left and right corners	+\$125
CTAG left, right and center	+\$187

oval grommet covers, select as needed

COOL left corner	\$63
COOR right corner	+\$63
COOC center	+\$63
COLR left and right corners	+\$125
COAG left, right and center	+\$187

round grommet covers, select as needed

CROL left corner	+\$63
CROR center	+\$63
CROC center	+\$63
CRLR left and right corners	+\$125
CRAG left, right and center	+\$187

**power data center, select as needed**

PDOL left corner	+\$225
PDOR right corner	+\$225
PDOC center	+\$225
PDLR left and right corners	+\$451
PDAG left, right and center	+\$676
PE edge mount	+\$200

**interport, select as needed**

INOL left corner	+\$251
INOR right corner	+\$251
INOC center	+\$251
INLR left and right corners	+\$501
INAG left, right and center	+\$752

**ELECTRICAL & DATA ACCESS UNITS**

**jumper;** join power distribution units between two syllabus tables w/ lay-in wire gallery

**power feeds;** 8 wire, 4 circuit, 20 amps; for lay-in gallery; requires installation by a certified electrician; cord length 6'

**power distribution unit;** connect to power feeds; specify circuit I, II, III, IVPM

**power data centers;** 2 simplex, 15 amp; 6' cord; data couplers sold separately; edge mount; black only



## pick-a-top

52

individual table tops with multiple edge profiles

### DESIGN

Fixtures Furniture Design Group

### STANDARDS

Meets or exceeds ANSI/BIFMA x5.5 durability and safety standards.

### CONSTRUCTION

**LAMINATE:** 1 1/4" balanced construction with particle board core, edged and backed with moisture-resistant coverings to form a completely sealed outside surface. Choice of high pressure laminate or European steamed beech veneer. Tops are shipped pre-drilled for easy assembly to bases. 60" to 72" tables have 1" x 1" steel tubing support to prevent bowing, when used with t-base or pin legs. Table tops are produced to industry standard nominal sizing. For exact size table tops, contact customer service for lead times and up-charges.

**EDGES:** laminate self edge; vinyl bumper-t; vinyl straight-t; 3MM; urethane; wood

### SHIPPING

KD; tops and legs packed separately

**EDGE PROFILES** for additional information, see page 72



LAMINATE SELF



VINYL BUMPER-T



VINYL STRAIGHT-T



3 MM



URETHANE BULLNOSE



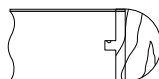
URETHANE EASED



URETHANE WATERFALL



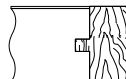
1/8" WOOD LUMBER



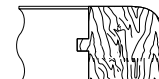
WOOD BULLNOSE



WOOD KNIFE



WOOD STRAIGHT



WOOD WATERFALL





## pick-a-base

multi-purpose table bases

53

### DESIGN

by Fixtures Furniture Design Group

### STANDARDS

Meets or exceeds ANSI/BIFMA x5.5 durability and safety standards.

### CONSTRUCTION

**DISC ROUND & WAVE ROUND:**  $\frac{3}{8}$ " laser-cut steel plate; 17", 22", 25", 28" and 32" diameter bases, 3" or 4" column; 14 gauge steel tube column, rubber cushion glide

**DISC SQUARE & WAVE SQUARE:**  $\frac{3}{8}$ " laser-cut steel plate; 18", 23" and 27" square bases, 3" or 4" column; 14 gauge steel tube column, rubber cushion glide

**FLUTED CAST IRON DISC:**  $\frac{3}{8}$ " thick cast iron ribbed plate, 22" and 28" diameter base, 3" or 4" column, adjustable rubber cushion glide

**HOBNAIL:** .275" thick cast iron dotted plate, 22" and 30" diameter base, 3" or 4" column, adjustable plastic glide

**STEEL X BASE:** 2" x 14 gauge steel tube, 2" x 14 gauge or 3" x 16 gauge steel tube column, adjustable glide

**STEEL T & C BASE:** 2" x 14 gauge steel tube, 13 gauge steel tube column, adjustable cushion glide

**CAST IRON T & C BASE:**  $\frac{3}{8}$ " thick 2" diameter base, 15 or 18 gauge steel tube column, adjustable rubber cushion glide

**REVEAL:** 2" x 12 gauge steel tube, adjustable glide

**PIN LEG:** 2" x 12 gauge steel tube, adjustable glide

**DRUM:** 16 gauge drum with 7 gauge mounting ring welded to top. Mounting ring exceeds base diameter by  $\frac{3}{4}$ ". 120 lbs of stabilizing weight shipped with base. Black adjustable glides









# pick-a-top laminate



## SQUARE

			MODEL #	LAMINATE EDGE	VINYL & 3MM EDGE	URETHANE EDGE	1/8" WOOD LUMBER EDGE	1/4" WOOD EDGE
D 24"	L 24"	WT 19 lb	10224L	\$148	\$148	\$490	\$312	\$478
D 30"	L 30"	WT 30 lb	10310L	\$192	\$192	\$620	\$328	\$535
D 36"	L 36"	WT 43 lb	10510L	\$238	\$238	\$687	\$392	\$660
D 42"	L 42"	WT 58 lb	10640L	\$345	\$345	\$824	\$504	\$812
D 48"	L 48"	WT 76 lb	10700L	\$367	\$367	\$875	\$604	\$916
D 54"	L 54"	WT 98 lb	10754L	\$422	\$422	n/a	\$694	\$1,139
D 60"	L 60"	WT 121 lb	10760L	\$505	\$505	n/a	\$817	\$1,332



## ROUND

			MODEL #	LAMINATE EDGE	VINYL & 3MM EDGE	URETHANE EDGE	1/8" WOOD LUMBER EDGE	1/4" WOOD EDGE
DIA 24"	WT 15 lb		10100L	\$178	\$178	\$553	\$504	\$727
DIA 30"	WT 24 lb		10300L	\$194	\$194	\$599	\$559	\$793
DIA 36"	WT 34 lb		10500L	\$236	\$236	\$677	\$619	\$894
DIA 42"	WT 46 lb		10630L	\$348	\$348	\$808	\$724	\$1,046
DIA 48"	WT 60 lb		10690L	\$378	\$378	\$865	\$768	\$1,269
DIA 54"	WT 77 lb		10854L	\$422	\$422	\$1,142	\$956	\$1,515
DIA 60"	WT 94 lb		10790L	\$523	\$523	\$1,220	\$1,159	\$1,720

58

### SPECIFICATIONS how to order, see page 73

#### EXAMPLE:

pick-a-top laminate specification & pricing

10500L 36" round	\$236
L01 chalk white laminate	+ \$00
ST vinyl straight-t edge	+ \$00
V01 white vinyl edge	+ \$00
<b>total =</b>	<b>\$236</b>

#### 1: SELECT TABLE TOP

prices shown above are list

#### 2: SELECT OPTIONS AS NEEDED

add option price to table top price

TG gangs	+ \$32
----------	--------

(n/a on 1/4" wood edge tops or round tops)

#### 3: TABLE TOP FINISH

for all models, select color

##### solid laminate

L01	chalk white
L02	fashion gray
L03	maritime gray
L04	wrought iron
L05	thunder (n/a on 54" and 60" round and square tops)

L06	grey
L07	smoky white
L08	juarez flower
L09	bittersweet
L10	shadow blue

##### woodgrain laminates

L11	natural pear
L12	wild cherry
L13	huntington maple
L14	monticello maple
L15	versailles anigre
L16	empire mahogany

##### other laminate

L17	specify mfg. name and code number; refer to page 72 for details
-----	---

#### 4: SELECT EDGE PROFILE & FINISH

for solid or other laminate table models, select edge profile and color

LS	laminate self edge (matches top finish)
----	---

BT	vinyl bumper-T
ST	vinyl straight-T
MM	3mm vinyl

V01	white
V02	dove gray
V03	smoke

V04	black
V05	graphite
V06	stone
V07	off-white

UB	urethane bullnose
UE	urethane eased
UW	urethane waterfall
U01	platinum
U02	stone
U03	smoke
U04	dolphin
U05	wrought iron
U06	black

WL	1/8" wood lumber
WB	wood 1/4" bullnose
WS	wood 1/4" straight
WK	wood 1/4" knife
WW	wood 1/4" waterfall
W01	natural beech
W02	natural cherry
W03	dark cherry
W04	medium walnut
W05	mahogany
W06	ebony

### OPTIONS for additional information, see page 68

TG	gangs;	+ \$ 32
	steel must be ordered with a table	
	(n/a with 1/4" wood edge tops or round tops)	

**pick-a-top laminate**



	RECTANGULAR			MODEL #	LAMINATE EDGE	VINYL & 3 MM EDGE	URETHANE EDGE	1/8" WOOD LUMBER EDGE	1/4" WOOD EDGE
	D 20"	L 30"	WT 20 lb	10430L	\$172	\$172	n/a	\$324	\$460
	D 20"	L 36"	WT 24 lb	10450L	\$192	\$192	n/a	\$335	\$510
	D 20"	L 42"	WT 28 lb	10460L	\$226	\$226	n/a	\$353	\$560
	D 20"	L 48"	WT 32 lb	10470L	\$237	\$237	n/a	\$390	\$612
	D 20"	L 60"	WT 40 lb	10480L	\$268	\$268	n/a	\$518	\$746
	D 20"	L 72"	WT 48 lb	10490L	\$298	\$298	n/a	\$683	\$903
	D 24"	L 30"	WT 24 lb	10220L	\$192	\$192	\$526	\$344	\$480
	D 24"	L 36"	WT 30 lb	10140L	\$212	\$212	\$545	\$355	\$530
	D 24"	L 42"	WT 34 lb	10150L	\$246	\$246	\$670	\$373	\$580
	D 24"	L 48"	WT 38 lb	10160L	\$257	\$257	\$681	\$410	\$632
	D 24"	L 60"	WT 48 lb	10180L	\$288	\$288	\$938	\$538	\$766
	D 24"	L 72"	WT 57 lb	10190L	\$318	\$318	\$1,015	\$703	\$923
	D 30"	L 36"	WT 36 lb	10336L	\$233	\$233	\$595	\$427	\$616
	D 30"	L 42"	WT 42 lb	10370L	\$254	\$254	\$741	\$489	\$656
	D 30"	L 48"	WT 47 lb	10380L	\$266	\$266	\$764	\$436	\$698
	D 30"	L 60"	WT 59 lb	10410L	\$333	\$333	\$1,057	\$578	\$866
	D 30"	L 72"	WT 72 lb	10420L	\$363	\$363	\$1,111	\$723	\$1,026
new	D 30"	L 84"	WT 80 lb	10440L	n/a	\$513	n/a	n/a	n/a
new	D 30"	L 96"	WT 92 lb	10400L	n/a	\$663	n/a	n/a	n/a
	D 36"	L 42"	WT 50 lb	10560L	\$303	\$303	n/a	\$495	\$749
	D 36"	L 48"	WT 58 lb	10550L	\$338	\$338	n/a	\$500	\$789
	D 36"	L 60"	WT 72 lb	10570L	\$383	\$383	\$938	\$650	\$924
	D 36"	L 72"	WT 86 lb	10580L	\$413	\$413	\$1,042	\$786	\$1,133
new	D 36"	L 84"	WT 94 lb	10540L	n/a	\$573	n/a	n/a	n/a
new	D 36"	L 96"	WT 106 lb	10530L	n/a	\$733	n/a	n/a	n/a
new	D 42"	L 72"	WT 86 lb	10650L	n/a	\$513	n/a	n/a	n/a
new	D 42"	L 84"	WT 106 lb	10660L	n/a	\$688	n/a	n/a	n/a
new	D 42"	L 96"	WT 121 lb	10670L	n/a	\$863	n/a	n/a	n/a

59



	RACETRACK			MODEL #	LAMINATE EDGE	VINYL & 3 MM EDGE	URETHANE EDGE	1/8" WOOD LUMBER EDGE	1/4" WOOD EDGE
new	D 30"	L 72"	WT 65 lb	10422L	n/a	\$417	n/a	n/a	n/a
new	D 30"	L 84"	WT 80 lb	10442L	n/a	\$590	n/a	n/a	n/a
new	D 30"	L 96"	WT 92 lb	10402L	n/a	\$762	n/a	n/a	n/a
new	D 36"	L 72"	WT 75 lb	10582L	n/a	\$475	n/a	n/a	n/a
new	D 36"	L 84"	WT 94 lb	10542L	n/a	\$659	n/a	n/a	n/a
new	D 36"	L 96"	WT 106 lb	10532L	n/a	\$843	n/a	n/a	n/a
new	D 42"	L 72"	WT 86 lb	10652L	n/a	\$590	n/a	n/a	n/a
new	D 42"	L 84"	WT 106 lb	10662L	n/a	\$791	n/a	n/a	n/a
new	D 42"	L 96"	WT 121 lb	10672L	n/a	\$992	n/a	n/a	n/a



	BOAT			MODEL #	LAMINATE EDGE	VINYL & 3 MM EDGE	URETHANE EDGE	1/8" WOOD LUMBER EDGE	1/4" WOOD EDGE
new	D 30"	L 72"	WT 70 lb	10421L	n/a	\$400	n/a	n/a	n/a
new	D 30"	L 84"	WT 85 lb	10441L	n/a	\$564	n/a	n/a	n/a
new	D 30"	L 96"	WT 96 lb	10401L	n/a	\$729	n/a	n/a	n/a
new	D 36"	L 72"	WT 83 lb	10581L	n/a	\$454	n/a	n/a	n/a
new	D 36"	L 84"	WT 102 lb	10541L	n/a	\$630	n/a	n/a	n/a
new	D 36"	L 96"	WT 115 lb	10531L	n/a	\$806	n/a	n/a	n/a
new	D 42"	L 72"	WT 98 lb	10651L	n/a	\$564	n/a	n/a	n/a
new	D 42"	L 84"	WT 118 lb	10661L	n/a	\$757	n/a	n/a	n/a
new	D 42"	L 96"	WT 133 lb	10671L	n/a	\$949	n/a	n/a	n/a

## pick-a-top wood veneer



SQUARE			MODEL #	1/8" WOOD LUMBER EDGE	1/4" WOOD EDGE
D 24"	L 24"	WT 19 lb	10224V	\$361	\$891
D 30"	L 30"	WT 30 lb	10310V	\$480	\$1,058
D 36"	L 36"	WT 43 lb	10510V	\$622	\$1,305
D 42"	L 42"	WT 58 lb	10640V	\$842	\$1,557
D 48"	L 48"	WT 76 lb	10700V	\$1,065	\$1,795



ROUND		MODEL #	1/8" WOOD LUMBER EDGE	1/4" WOOD EDGE
DIA 24"	WT 15 lb	10100V	\$550	\$999
DIA 30"	WT 24 lb	10300V	\$593	\$1,202
DIA 36"	WT 36 lb	10500V	\$715	\$1,380
DIA 42"	WT 46 lb	10630V	\$952	\$1,698
DIA 48"	WT 60 lb	10690V	\$1,074	\$1,928

60

### SPECIFICATIONS how to order, see page 73

#### EXAMPLE:

pick-a-top veneer specification & pricing

10410V	30" x 60", rectangular top	\$994
W06	ebony stain	+ \$00
WL	1/8" wood lumber egde	+ \$00
		total = \$994

#### 1: SELECT TABLE TOP

prices shown above are list

#### 2: SELECT OPTIONS AS NEEDED

add option price to table top price

TG	gangs	+ \$32
(n/a on 1 1/4" wood edge tops or round tops)		

#### 3: TABLE TOP FINISH

for all models, select color

W01	natural beech
-----	---------------

W02	natural cherry
W03	dark cherry
W04	medium walnut
W05	mahogany
W06	ebony

#### 4: SELECT EDGE PROFILE

for all models, select edge profile

WL	1/8" wood lumber
WB	wood 1 1/4" bullnose
WS	wood 1 1/4" straight
WK	wood 1 1/4" knife
WW	wood 1 1/4" waterfall
(edge stained or clear coated to match top finish)	

### OPTIONS for additional information, see page 68

TG	gangs:	+ \$ 32
steel, must be ordered with a table		
(n/a on 1 1/4" wood edge tops or round tops)		



## pick-a-top wood veneer



RECTANGULAR			MODEL #	1/8" WOOD LUMBER EDGE	1/4" WOOD EDGE
D 20"	L 30"	WT 20 lb	10430V	\$468	\$926
D 20"	L 36"	WT 24 lb	10450V	\$475	\$957
D 20"	L 42"	WT 28 lb	10460V	\$554	\$1,096
D 20"	L 48"	WT 32 lb	10470V	\$620	\$1,127
D 20"	L 60"	WT 40 lb	10480V	\$806	\$1,317
D 20"	L 72"	WT 48 lb	10490V	\$971	\$1,568
D 24"	L 30"	WT 24 lb	10220V	\$518	\$952
D 24"	L 36"	WT 30 lb	10140V	\$525	\$986
D 24"	L 42"	WT 34 lb	10150V	\$604	\$1,128
D 24"	L 48"	WT 38 lb	10160V	\$670	\$1,162
D 24"	L 60"	WT 48 lb	10180V	\$856	\$1,359
D 24"	L 72"	WT 57 lb	10190V	\$1,021	\$1,617
D 30"	L 36"	WT 36 lb	10336V	\$643	\$1,197
D 30"	L 42"	WT 42 lb	10370V	\$740	\$1,311
D 30"	L 48"	WT 47 lb	10380V	\$831	\$1,358
D 30"	L 60"	WT 59 lb	10410V	\$994	\$1,590
D 30"	L 72"	WT 72 lb	10420V	\$1,128	\$1,857
D 36"	L 42"	WT 50 lb	10560V	\$821	\$905
D 36"	L 48"	WT 58 lb	10550V	\$867	\$1,552
D 36"	L 60"	WT 72 lb	10570V	\$1,090	\$1,674
D 36"	L 72"	WT 86 lb	10580V	\$1,246	\$2,003

# pick-a-base



## PEDESTAL BASE STEEL

DISC ROUND (List prices are for one base.)				MODEL #	PRICE
DIA 17"	BH 27 $\frac{3}{4}$ "	OH 29"	WT 31 lb	91017	\$495
DIA 17"	BH 40 $\frac{3}{4}$ "	OH 42"	WT 34 lb	92017	\$519
DIA 22"	BH 27 $\frac{3}{4}$ "	OH 29"	WT 52 lb	91022	\$574
DIA 22"	BH 40 $\frac{3}{4}$ "	OH 42"	WT 55 lb	93022	\$595
DIA 25"	BH 27 $\frac{3}{4}$ "	OH 29"	WT 67 lb	91025	\$635
DIA 28"	BH 27 $\frac{3}{4}$ "	OH 29"	WT 70 lb	91028	\$738
DIA 32"	BH 27 $\frac{3}{4}$ "	OH 29"	WT 92 lb	91031	\$832



DISC WAVE ROUND (List prices are for one base.)				MODEL #	PRICE
DIA 17"	BH 27 $\frac{3}{4}$ "	OH 29"	WT 30 lb	91217	\$495
DIA 17"	BH 40 $\frac{3}{4}$ "	OH 42"	WT 33 lb	92217	\$509
DIA 22"	BH 27 $\frac{3}{4}$ "	OH 29"	WT 51 lb	91222	\$571
DIA 22"	BH 40 $\frac{3}{4}$ "	OH 42"	WT 54 lb	93222	\$591
DIA 25"	BH 27 $\frac{3}{4}$ "	OH 29"	WT 65 lb	91225	\$635
DIA 28"	BH 27 $\frac{3}{4}$ "	OH 29"	WT 68 lb	91228	\$742
DIA 32"	BH 27 $\frac{3}{4}$ "	OH 29"	WT 89 lb	91231	\$777



DISC SQUARE (List prices are for one base.)				MODEL #	PRICE	
L 18"	W 18"	BH 27 $\frac{3}{4}$ "	OH 29"	WT 44 lb	91118	\$499
L 18"	W 18"	BH 40 $\frac{3}{4}$ "	OH 42"	WT 47 lb	92118	\$521
L 23"	W 23"	BH 27 $\frac{3}{4}$ "	OH 29"	WT 73 lb	91123	\$577
L 23"	W 23"	BH 40 $\frac{3}{4}$ "	OH 42"	WT 76 lb	92123	\$589
L 27"	W 27"	BH 27 $\frac{3}{4}$ "	OH 29"	WT 87 lb	91127	\$728



DISC WAVE SQUARE (List prices are for one base.)				MODEL #	PRICE	
L 18"	W 18"	BH 27 $\frac{3}{4}$ "	OH 29"	WT 43 lb	91318	\$510
L 18"	W 18"	BH 40 $\frac{3}{4}$ "	OH 42"	WT 46 lb	92318	\$532
L 23"	W 23"	BH 27 $\frac{3}{4}$ "	OH 29"	WT 72 lb	91323	\$589
L 23"	W 23"	BH 40 $\frac{3}{4}$ "	OH 42"	WT 75 lb	92323	\$599
L 27"	W 27"	BH 27 $\frac{3}{4}$ "	OH 29"	WT 84 lb	91327	\$743

62

## SPECIFICATIONS how to order, see page 73

### EXAMPLE:

pick-a-base specification & pricing

91022	disk round, 22"	\$574
E01	black	+ \$00
		total = \$574

### 1: SELECT TABLE BASE

prices shown above are list

### 2: SELECT OPTIONS

for steel pedestal bases

BH	table base shipped assembled	+ \$48
TH	special table height; (call customer service)	+ \$36
KH	bright chrome finish	+ \$175

for cast iron bases

BH	table base shipped assembled	+ \$48
----	------------------------------	--------

for steel x-bases

BH	table base shipped assembled	+ \$48
TH	special table height; (call customer service)	+ \$36
KH	bright chrome finish	+ \$40

for steel t- and c-bases

TH	special table height	+ \$72
CS	casters	+ \$50
KH	bright chrome finish	+ \$75

for steel pin leg and reveal leg

TH	special table height	+ \$144
CS	casters	+ \$20
KH	bright chrome finish	+ \$91

### 3: SELECT BASE FINISH

for all steel models, select metal (cast iron bases available in black wrinkle only)

E01	black
E02	gunmetal
E03	flint
E04	warm gray
E05	cool gray
E06	satin silver
E07	bright chrome—option KH \$75 up-charge for t- and c-bases; \$40 up-charge for x-bases; \$91 up-charge for pin and reveal

or select textured metal

E51	black T
E52	gunmetal T
E53	flint T

## OPTIONS for additional information, see page 68

CS	casters: 2 locking and 2 non-locking; black only		BH	table base: shipped assembled	+ \$ 48	TH	special table height; steel pedestal; (call customer service)	+ \$ 36
	t- and c-bases	+ \$ 50					x-bases; (call customer service)	+ \$ 36
	steel pin leg & reveal leg	+ \$ 20					t- and c-bases	+ \$ 72
							pin leg and reveal leg	+ \$ 144
						KH	bright chrome finish steel pedestal	+ \$ 175
							x-bases	+ \$ 40
							t- and c-bases	+ \$ 75
							pin leg and reveal leg	+ \$ 91



**PEDESTAL BASE CAST IRON**

FLUTED (list prices are for one base)				MODEL #	PRICE
DIA 22"	BH 29½"	OH 31"	WT 45 lb	92022	\$259
DIA 22"	BH 42¾"	OH 44"	WT 48 lb	92042	\$314
DIA 28"	BH 29½"	OH 31"	WT 71 lb	92030	\$447



**HOBNAIL (list prices are for one base)**

DIA 22"	BH 27¾"	OH 29"	WT 38 lb	78022	\$272
DIA 22"	BH 40¾"	OH 42"	WT 41 lb	78422	\$308
DIA 30"	BH 27¾"	OH 29"	WT 63 lb	78030	\$464



**DRUM BASE, STEEL**

**DRUM (list prices are for one base)**

DIA 18"	BH 27¾"	OH 29"	WT 50 lb	77018	\$920
DIA 24"	BH 27¾"	OH 29"	WT 78 lb	77024	\$1,171



**BASE STEEL**

**X-BASE (list prices are for one base)**

				MODEL #	PRICE	
L 22"	W 22"	BH 27¾"	OH 29"	WT 16 lb	76022	\$257
L 22"	W 22"	BH 27¾"	OH 42"	WT 19 lb	76422	\$282
L 26"	W 26"	BH 27¾"	OH 29"	WT 17 lb	76026	\$262
L 26"	W 26"	BH 27¾"	OH 42"	WT 20 lb	76426	\$287
L 32"	W 32"	BH 27¾"	OH 29"	WT 18 lb	76032	\$325
L 32"	W 32"	BH 27¾"	OH 42"	WT 21 lb	76432	\$350
L 36"	W 36"	BH 27¾"	OH 29"	WT 20 lb	76036	\$332



**X-BASE BASE CAST IRON**

**X-BASE FLAT (list prices are for one base)**

				MODEL #	PRICE	
L 22"	W 22"	BH 28½"	OH 30"	WT 18 lb	92422	\$88
L 30"	W 30"	BH 28½"	OH 30"	WT 23 lb	92430	\$102



**X-BASE TAPERED (list prices are for one base)**

				MODEL #	PRICE	
L 24"	W 24"	BH 28½"	OH 30"	WT 24 lb	92424	\$170
L 32"	W 32"	BH 28½"	OH 30"	WT 33 lb	92432	\$200



**T-BASE STEEL**

**CANTILEVER (list prices are for two bases)**

				MODEL #	PRICE
L 16"	BH 27¾"	OH 29"	WT 14 lb	72016	\$312
L 20"	BH 27¾"	OH 29"	WT 16 lb	72020	\$320



**T-BASE (list prices are for two bases)**

				MODEL #	PRICE
L 18"	BH 27¾"	OH 29"	WT 15 lb	72018	\$317
L 22"	BH 27¾"	OH 29"	WT 17 lb	72022	\$330
L 26"	BH 27¾"	OH 29"	WT 19 lb	72026	\$336

# pick-a-base



## T-BASE CAST IRON

**T-BASE FLAT** (list prices are for two bases)

**L** 22" **BH** 28½" **OH** 30" **WT** 23 lb

**MODEL #**

**PRICE**

92222

\$160



**T-BASE TAPERED** (list prices are for two bases)

**L** 24" **BH** 28½" **OH** 30" **WT** 19 lb

**MODEL #**

**PRICE**

92224

\$244



## PIN LEG STEEL

**PIN LEG** (list prices are for four legs)

**DIA** 2" **BH** 27¾" **OH** 29" **WT** 7 lb

**MODEL #**

**PRICE**

01005

\$320



**REVEAL** (list prices are for four legs)

**DIA** 2" **BH** 27¾" **OH** 29" **WT** 9 lb

**MODEL #**

**PRICE**

01001

\$345

## dollies

four wheel dollies for stacking, storing and moving  
wood veneer table tops not recommended for stacking

65

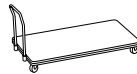
### DESIGN

by Fixtures Furniture Design Group

**4-WHEEL DOLLY:** 00011 (\$976); **OW** 52" **OD** 30" **OH** 34" **WT** 60 lb

**FOR:** designer stack; 10 high

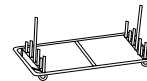
**CONSTRUCTION:** steel; 2 swivel and 2 fixed casters; black epoxy



**4-WHEEL DOLLY:** 00039 (\$1107); **OW** 52" **OD** 30" **OH** 38" **WT** 70 lb

**FOR:** roam; 4 vertically

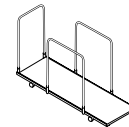
**CONSTRUCTION:** steel; 2 swivel and 2 fixed casters; black epoxy



**4-WHEEL DOLLY:** 00042 (\$1050); **OW** 74" **OD** 33" **OH** 44" **WT** 200 lb

**FOR:** saturn; 6 vertically

**CONSTRUCTION:** steel; 2 swivel and 2 fixed casters; black epoxy



**4-WHEEL DOLLY:** 00090 (\$2065); **OW** 30½" **OD** 48" **OH** 52" **WT** 119 lb

**FOR:** syllabus; 4 vertically

**CONSTRUCTION:** steel; 2 swivel and 2 fixed casters; black epoxy







# options directory

the following options are available for designated fixtures furniture products



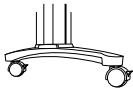
**GL (N/C)**  
GUIDES; BLACK PLASTIC  
FOR: roam



**CS (\$50)**  
CASTERS: 2 LOCKING; 2 NON-LOCKING  
black only  
FOR: saturn; pick-a-base



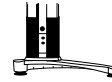
**CS (\$20)**  
CASTERS: 2 LOCKING; 2 NON-LOCKING  
black only  
FOR: pin leg; reveal leg



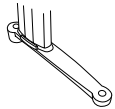
**CS (N/C)**  
CASTER, 4-LOCKING  
black only  
FOR: syllabus



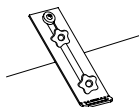
**HA (\$113)**  
HEIGHT ADJUSTMENT, MANUAL PIN LEFT  
adjusts tables from 29" to 32"  
FOR: roam



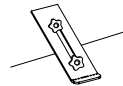
**HA (\$335)**  
HEIGHT ADJUSTMENT, MANUAL PIN LIFT  
adjusts from 27" to 32"  
FOR: syllabus



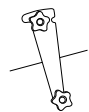
**PM (\$30)**  
PERMANENT MOUNT FOOT  
pre-drilled to accept mounting hardware  
(not included); n/a with height adjustment  
FOR: syllabus



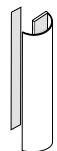
**RG (\$30)**  
GANG, RETRACTABLE STEEL  
FOR: roam



**AD (\$30 SET OF 4) ( \$50 SET OF 8)**  
SURFACE ALIGNMENT  
n/a with gangers or front-to-front  
applications with a modesty panel  
FOR: roam



**TG (\$32)**  
GANG, STEEL (MUST BE ORDERED WITH TABLE)  
(n/a on 1 1/4" wood edge tops or round tops)  
factory installed  
FOR: saturn, pick-a-top



**VM (\$24)**  
VERTICAL WIRE MANAGEMENT  
FOR: saturn



**HT (\$121)**  
HORIZONTAL WIRE MANAGEMENT  
FOR: roam, saturn





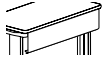
**MPA (\$190)**  
**MODESTY PANEL, ACRYLIC**  
 FOR: roam



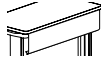
**MPW (\$136)**  
**MODESTY PANEL, WHITE FABRIC**  
 FOR: roam



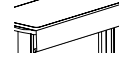
**MPB (\$136)**  
**MODESTY PANEL BLACK FABRIC**  
 FOR: roam



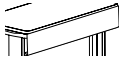
**MP42 (\$167)**  
**MODESTY PANEL, STEEL, 42"**  
 FOR: saturn, syllabus



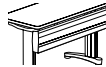
**MP48 (\$192)**  
**MODESTY PANEL, STEEL, 48"**  
 FOR: saturn, syllabus




**MP60 (\$217)**  
**MODESTY PANEL, STEEL, 60"**  
 FOR: saturn, syllabus



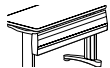
**MP72 (\$242)**  
**MODESTY PANEL, STEEL, 72"**  
 FOR: saturn, syllabus



**LI42 (\$294)**  
**WIRE GALLERY, PLASTIC 42"**  
 FOR: syllabus



**LI48 (\$319)**  
**WIRE GALLERY, PLASTIC 48"**  
 FOR: syllabus



**LI60 (\$345)**  
**WIRE GALLERY, PLASTIC 60"**  
 FOR: syllabus



**LI72 (\$371)**  
**WIRE GALLERY, PLASTIC 72"**  
 FOR: syllabus



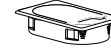
**CTOL (\$63)**  
**GROMMET COVER, RECTANGULAR, LEFT CORNER**  
 4.125" X 2.625"  
 FOR: roam, saturn, syllabus



**CTOR (\$63)**  
**GROMMET COVER, RECTANGULAR, RIGHT CORNER**  
 4.125" X 2.625"  
 FOR: roam, saturn, syllabus



**CTOC (\$63)**  
**GROMMET COVER, RECTANGULAR, CENTER**  
 4.125" X 2.625"  
 FOR: roam, saturn, syllabus



**CTLR (\$125)**  
**GROMMET COVER, RECTANGULAR, LEFT AND RIGHT CORNERS**  
 4.125" X 2.625"  
 FOR: roam, saturn, syllabus



**CTAG (\$187)**  
**GROMMET COVER, RECTANGULAR, LEFT, RIGHT AND CENTER**  
 4.125" X 2.625"  
 FOR: roam, saturn, syllabus



**COOL (\$63)**  
**GROMMET COVER, OVAL, LEFT CORNER**  
 4.125" X 2.625"  
 FOR: roam, saturn, syllabus



**COOR (\$63)**  
**GROMMET COVER, OVAL, RIGHT CORNER**  
 4.125" X 2.625"  
 FOR: roam, saturn, syllabus

## options directory



**COOC (\$63)**  
GROMMET COVER, OVAL, CENTER  
4.125" X 2.625"

FOR: roam, saturn, syllabus



**COLR (\$125)**  
GROMMET COVER, OVAL, LEFT AND RIGHT CORNERS  
4.125" X 2.625"

FOR: roam, saturn, syllabus



**COAG (\$187)**  
GROMMET COVER, OVAL, LEFT, RIGHT AND CENTER  
4.125" X 2.625"

FOR: roam, saturn, syllabus

70



**CROL (\$63)**  
GROMMET COVER, ROUND, LEFT CORNER  
4.125" DIA

FOR: saturn, syllabus



**CROR (\$63)**  
GROMMET COVER, ROUND, RIGHT CORNER  
4.125" DIA

FOR: saturn, syllabus



**CROC (\$63)**  
GROMMET COVER, ROUND, CENTER  
4.125" DIA

FOR: saturn, syllabus



**CRLR (\$125)**  
GROMMET COVER, ROUND, LEFT AND RIGHT CORNERS  
4.125" DIA

FOR: saturn, syllabus



**CRAG (\$187)**  
GROMMET COVER, ROUND, LEFT, RIGHT AND CENTER  
4.125" DIA

FOR: syllabus



**PDOL (\$225)**  
POWER DATA CENTER, LEFT CORNER  
FOR: syllabus



**PDOR (\$225)**  
POWER DATA CENTER, RIGHT CORNER  
FOR: syllabus



**PDOR (\$225)**  
POWER DATA CENTER, LEFT  
FOR: syllabus



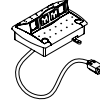
**PDLR (\$451)**  
POWER DATA CENTER, LEFT AND RIGHT CORNERS  
FOR: syllabus



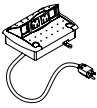
**PDAG (\$676)**  
POWER DATA CENTER, LEFT, RIGHT AND CENTER  
FOR: syllabus



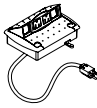
**PE (\$200)**  
POWER DATA CENTER, EDGE MOUNT  
FOR: syllabus



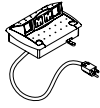
**INOL (\$251)**  
INTERPORT, LEFT CORNER  
FOR: syllabus



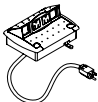
**INOR (\$251)**  
INTERPORT, RIGHT CORNER  
FOR: syllabus



**INOC (\$251)**  
INTERPORT, CENTER  
FOR: syllabus



**INLR (\$501)**  
INTERPORT, LEFT AND RIGHT CORNERS  
FOR: syllabus



**INAG (\$752)**  
INTERPORT, LEFT, RIGHT AND CENTER  
FOR: syllabus

**TH (SEE PRICING BELOW)**  
SPECIAL TABLE HEIGHT  
FOR: bola (\$36)  
saturn t- and c-bases,  
pick-a-t or -c base (\$72)  
saturn x-base, pick-a-x-base (\$36)  
steel pedestal (\$36)  
pin leg, reveal leg (\$144)  
(call customer service for TH option  
on x-bases and steel pedestal bases)

**BH (\$48)**  
TABLE BASE  
ships assembled  
FOR: saturn, pick-a-base

**KH (SEE PRICING BELOW)**  
BRIGHT CHROME FINISH  
FOR: bola (\$91)  
designer stack (\$50)  
roam (\$124)  
saturn t- and c-base (\$75)  
pick-a-steel pedestal (\$175)  
pick-a-t- or c-base (\$75)  
pick-a-pin or reveal leg (\$91)  
saturn x-base, pick-a-x-base (\$40)  
steel pedestal (\$175)

# finishes

Fixtures Furniture's collection of everyday furniture comes to life with a coordinated collection of thermoplastic, upholstery, metal, laminate and wood veneer finishes. Created by Eva Maddox Branded Environments | Perkins & Will, the color palette was designed to complement the environment and its surroundings.

Hard surface samples can be ordered through the Customer Service department at 800/821-3500 or [www.fixturesfurniture.com](http://www.fixturesfurniture.com)

## LAMINATES SURFACES

Fixtures Furniture offers a selection of sixteen high pressure laminates for our table surfaces. **We also offer selected "standard" laminate choices from domestic producers at no additional up-charge; longer lead times may apply. For a complete list of these laminates, please visit [www.fixturesfurniture.com](http://www.fixturesfurniture.com).**

Table surfaces coordinate with our thermoplastic, upholstery, metal and wood veneer collections. Tables are 1-1/4" balanced construction (unless otherwise noted) with a 1-1/8" high-density particle board core. Laminate and backer sheet are sealed on all six sides. Tops are produced to industry standard nominal sizing. For exact size table tops, contact customer service for lead times and up-charges. Roam and Syllabus are produced to exact size.

Woodgrain laminates are part of the Wilsonart FineGrain Premium collection. FineGrain features the polish and luxe of wood veneer, yet boasts the performance in a high pressure laminate.

### Solid laminate choices

L01	chalk white	Nevamar Chalk White S7024T
L02	fashion gray	Wilsonart Fashion Gray D381-60
L03	maritime gray	Nevamar Maritime Gray S627T
L04	wrought iron	Nevamar Wrought Iron S6054T
L05	thunder	Abet Laminati 1810 SEI
L06	grey	Wilsonart Grey 1500N-60
L07	smoky white	Nevamar Smoky White S7027T
L08	juarez flower	Nevamar California S4023T
L09	bittersweet	Pionite Bittersweet S0312
L10	shadow blue	Wilsonart Shadow Blue D318-60

### Woodgrain laminate choices

L11	natural pear	Wilsonart Natural Pear 7061-78
L12	wild cherry	Wilsonart Wild Cherry 7054-78
L13	huntington maple	Wilsonart Huntington maple 7929-78
L14	monticello maple	Wilsonart Monticello Maple 7925-78
L15	versailles anigre	Wilsonart Versailles Anigre 7923-78
L16	empire mahogany	Wilsonart Empire Mahogany 7122T-78

(edge will be matching 3mm)

## WOOD VENEER SURFACES

Fixtures Furniture offers an assortment of stain finishes or natural beech to complement our seating line. We use only the finest European steamed beech veneer. The veneer is quarter-cut with a slip-matched faces. Each leaf has a minimum of 5" width.

Due to the natural properties of wood, variations of grain pattern and finish can be expected. Wood finish names describe color only, not wood species. The selected wood stain is applied to beech veneer and hardwood.

### Stain choices:

W01	natural beech	W04	medium walnut
W02	natural cherry	W05	mahogany
W03	dark cherry	W06	ebony

## TABLE EDGES

**LAMINATE SELF EDGE:** Laminate strip matching the top is secured with a water-proof adhesive.

**VINYL AND 3MM EDGES:** Bumper-t and flat-t vinyl edges have a 1/8" thick extruded slot which is mounted securely to the table top core in a 3/8" groove. Table will have a minimum of 1-1/2" radius corners.

Vinyl and 3mm edge choices:

V01	white	V05	graphite
V02	dove gray	V06	stone
V03	smoke	V07	off-white
V04	black		

**URETHANE EDGES:** Urethane edges are chemically stable,

non-toxic, UV resistant polyurethane. These edges are molded around the individual table surface and offer a seamless, antimicrobial, permanently bonded seam. Liquids can not seep into and collect at the seam between the laminate and the edge making it a perfect choice for healthcare, food service and university applications. Tables will have square corners.

Urethane edge choices:

U01	platinum	U04	dolphin
U02	stone	U05	wrought iron
U03	smoke	U06	black

**WOOD EDGES:** 1-1/4" wood edges are formed by bonding 1-1/2" x 1-1/2" European Beech strips around the table top core with a 1/4" x 1/2" hard wood spline inserted in each. The edging is then shaped and stained. Tables will have square corners.

1/8" lumber wood edges are strips of solid European beech lumber applied with waterproof adhesive to the sides of a tabletop, flush with the top surface. The strips are 1/8" thick with square corners and edges.

Wood edge choices:

W01	natural beech	W04	medium walnut
W02	natural cherry	W05	mahogany
W03	dark cherry	W06	ebony

## FRAME FINISHES

Epoxy metal finishes are applied as powder, then baked at a high temperature to a hard, smooth surface. Epoxy is resistant to scratching, peeling or chipping, and abrasion, impact, chemicals and rust. Bright chrome is polished to assure a bright lustrous finish. Fixtures Furniture supplies the finest commercial chrome available for indoor furniture.

E01	black	E06	satin silver
E02	gunmetal	E07	bright chrome
E03	flint	E51	black T
E04	warm gray	E52	gunmetal T
E05	cool gray	E53	flint T

## WOOD GRAIN AND PATTERN DIRECTIONS

Wood grain and patterns run parallel to length of top (except small crescents) and do not match top-to-top. Small crescents have varying wood grain and pattern direction. For a parallel direction, call customer service.



# how to order

Fixtures Furniture Customer Service Department accepts orders via fax, mail or e-mail.

## **ORDERING**

The customer bears responsibility for order correctness. Please fax orders to Order Entry at 816/245-5884 or mail to:

**Fixtures Furniture**

**Attn: Order Entry Department**

**1642 Crystal Avenue**

**Kansas City, Missouri 64126-0346**

To avoid purchase order duplication, mark confirming copies "confirming copy." To avoid order delays, please ensure that your purchase order contains the following information:

- Purchase Order Number
- Correct Model Number(s)
- Quantity
- Detailed Product Description(s)
- Product Option Codes or Applicable Specifications (frame finishes, thermoplastic, fabric, glides, ganging)
- Correct Price(s)
- Ship To Address
- Contact and Phone Number
- Any Special Instructions
- Custom Descriptions and Drawings if Applicable
- Reference to any Special Quote Information or Custom Product Documentation

Each Fixtures Furniture model number can be followed with an option suffix. These suffixes may be used to specify frame finishes, thermoplastic, fabric, glides, and ganging.

## **PURCHASE ORDER ACKNOWLEDGEMENT**

Fixtures Furniture will automatically fax purchase order acknowledgement within approximately 24 hours of order entry (or mail if no fax number is on file). Order verification may be delayed due to credit issues. Check the acknowledgement thoroughly and notify Customer Service in writing immediately of any discrepancies. Fixtures Furniture will manufacture the product as specified on the acknowledgement and cannot be responsible for errors if not notified by customers. The acknowledgement ship date reflects the estimated shipping week. This date does not constitute an essential term of agreement. Shipments may occur prior to or after the original acknowledged date.

## **ADDITIONS TO ORDERS**

Please contact Customer Service prior to adding, changing or combining orders already acknowledged by Fixtures Furniture. Refer to the original order number when requesting a combined order. Fixtures Furniture will not accept additions to original orders if already scheduled for production and cannot hold orders once production has begun. For more efficient handling, factory approved additions to original orders will be treated as separate orders and invoices.

## **CUSTOM PRODUCT**

Unusual specifications may require custom design and products beyond Fixtures Furniture standard products. Custom products may require additional lead times and up-charges.

Orders for custom products can not be canceled or returned. When ordered with standard product, custom product should be sent on a separate purchase order to ensure timely delivery of standard product.

Orders must meet one of the following criteria for customization beyond options in the Price List:

- Quantity production run of 25 or more pieces or \$2,000 net minimum (except where noted in Price Guide)
- Custom products are a portion of a \$5,000 net project order with standard product (except where noted in Price Guide)

Please contact Customer Service at 800/821-3500 for further information on custom capabilities.

# terms and conditions

## ELIGIBILITY

Fixtures Furniture products are sold nationally through authorized dealers and distributors. Distribution of this price list does not in itself constitute an offer to sell.

## NEW ACCOUNTS

New accounts may only be established with:

- Approval of a Fixtures Furniture Sales Representative
- Approval of Fixtures Furniture Sales Management
- Purchase Order of \$500 List Minimum Initial Order
- Completion or Receipt of a Blanket Certificate of Resale
- Completion of Credit Application
- Agreement to Fixtures Furniture Terms of Sale

Orders will be cash in advance until credit is established and will require a cashier's check, money order or bank approved company check. Clearance of cash in advance check or money order must occur prior to being scheduled for production.

## PRICING AND SPECIFICATIONS

Prices, product specifications and packaging are subject to change without notice. This Price List supersedes any and all prior published Price Lists. Fixtures Furniture cannot be responsible for custom layout or space design of products in a required space.

## CANADIAN PRICING

Pricing for Canadian customers requires the Canadian exchange rate to be added to the pricing in this price book. Fixtures Furniture updates the exchange rate at least quarterly. Please contact Fixtures Furniture for the most current pricing.

## TERMS OF SALE

Net 30 days with approved credit. Fixtures Furniture reserves the right to withhold shipment and/or production of customer's order due to customer's failure to satisfy credit requirements or pay any past due invoices. Past due amounts will be subject to a 1.5% monthly interest charge plus collection costs including, but not limited to, attorney's fees and court costs.

## CREDIT

Fixtures Furniture may review credit, change or cancel credit terms, and/or request advance payment at any time at its discretion.

## DISPUTED ACCOUNTS

Disputed accounts must be submitted in writing within 30 days of invoice date for consideration. Lack of written dispute may result in delayed orders



## GREENGUARD CERTIFICATION

Many of Fixtures Furniture products have earned the Environmental Institute's GREENGUARD Indoor Air Quality Certification for low-emitting interior products. Certified furnishings and materials are tested on a regular basis to ensure continued low emitting status.

All certified products can easily be found in the GREENGUARD Online Product Guide, and a printable certificate is available for each product in the Guide to simplify project submission and product verification. For more information or to obtain an up-to-date listing of Fixtures Furniture's Greenguard Indoor Air Certified® products visit [www.fixturesfurniture.com](http://www.fixturesfurniture.com) or [www.greenguard.org](http://www.greenguard.org).

## CAP AND GIZA

Fixtures Furniture's electronic catalogs and AutoCAD symbols are on 20-20 CAP and Giza Studios software systems, which is an integrated suite of applications that automates the design, specification and facilities management process.

## FREIGHT

Orders will be shipped F.O.B. Origin within the contiguous 48 states and Canada. Fixtures Furniture retains the right to determine the routing based on cost and service. Standard ground transportation charges for shipments within the 48 contiguous states are prepaid by Fixtures Furniture on orders of \$800 list or more. A small order charge of \$40 net will be added to the invoice for orders of less than \$800 list.

The following charges will be reflected on the invoice as "Shipping and Handling" and may also include pre-determined additional expenses such as:

- Inside Delivery
- Upstairs Delivery
- Call Before Delivery
- Other Special Charges

Freight rates are subject to change without notice and apply to shipments in the U.S. only. Please note any special delivery needs on your purchase order. Fixtures Furniture will work with your company and the freight carrier to try and accommodate your delivery needs. Fixtures Furniture will make every effort to work with the freight carriers, but cannot be responsible for delivery schedule.

Request for postponement of shipment beyond the scheduled and verified ship date may be subject to a 25% holding and handling charge. Under no circumstances will orders be held more than 10 days past the scheduled ship date. Fixtures Furniture is not responsible for freight charges relating to re-consignment, re-delivery or storage of product after it has shipped from the factory.

# terms and conditions

## FREIGHT RESPONSIBILITIES AND CLAIMS

Carrier routing will be determined by Fixtures Furniture on all orders. When the customer selects the carrier, Fixtures Furniture is not responsible for the services provided by that carrier. Carrier is not liable after 15 days of delivery. Fixtures Furniture has made special arrangements with selected freight companies for the handling of freight damage claims. All Fixtures Furniture shipments are put on the freight line free from damage and are signed for as such by the carrier's agent. Fixtures Furniture's responsibility for the product's safe delivery ceases at this point and responsibility is assumed by the carrier. As a service, Fixtures Furniture will file freight claims for F.O.B. origin, prepaid and add shipments under the following conditions:

Any shipments received with visible carton damage or shortages must be noted as "damaged" or "short" on the bill of lading and signed by the receiving agent as well as the carrier. The damaged cartons should then be inspected immediately to determine if there is product damage. An inspection of the contents of all cartons immediately upon arrival is recommended. If there is obvious product damage to the shipment upon receipt, refuse the shipment and note on the bill of lading "damaged and refused" before signing. Fixtures Furniture must be notified within 5 working days after product is delivered if any shortages or damages were found (including concealed damage that does not become apparent until the product is unpacked). Failure to note shortages and damages on the bill of lading and/or failure to notify Fixtures Furniture within 5 working days after shipment receipt constitutes a waiver of claim. All other claims including concealed damage are not the responsibility of Fixtures Furniture. Contact Customer Service at 800/821-3500 if shipment is not received within 10 days of shipment.

## RETURNS CHANGE ORDERS

Returned merchandise will not be accepted without written approval from Fixtures Furniture Customer Service on a Return Authorization (RA) form. Once a RA is approved, merchandise must be returned to Fixtures Furniture prepaid, in the original cartons (with proper inner packing), addressed with return labels and accompanied by a copy of the RA form. Fixtures Furniture will refuse shipments of returned goods that do not meet these criteria. A minimum 35% restocking fee will be applicable for all approved returns. If the original shipment was shipped prepaid by Fixtures Furniture, freight charges will also be due for the original shipment.

FIXTURES FURNITURE WILL NOT ACCEPT RETURNS FOR THE FOLLOWING UNDER ANY CIRCUMSTANCES:

- Custom Items
- Items that have been fully or partially assembled
- Items invoiced more than 60 days ago

## CANCELLATIONS

Orders entered and acknowledged may not be cancelled or changed without written cancellation request and Fixtures Furniture's consent. A minimum cancellation charge of 25% will be applied to orders cancelled while in production (verification date to ship date). Orders for custom items are not cancelable.

## CHANGE ORDERS

Orders entered and acknowledged may not be changed without a written change request. A fee may be applied to orders changed while in production.

## REPAIR AND REPLACEMENT

Any labor charges for correcting a problem must be submitted in writing (including invoice number) and approved by Fixtures Furniture Customer Service prior to corrective action. Labor charges will not be paid if the estimate was not submitted and approved prior to labor being completed.

## WARRANTY

Fixtures Furniture hereby warrants to the original purchaser that the products manufactured by it shall be free of all substantial defects in original material and workmanship under normal use in standard office conditions for a period of ten (10) years from the date of purchase. Caster, gas lifts and functional mechanisms are warranted to be free from defects in material and workmanship under normal use for five (5) years. Standard upholstery materials are warranted for three (3) years under normal use. Glides and ganging devices are warranted for a period of one year. Within the specified periods of this warranty, Fixtures Furniture agrees, at our option, to repair, replace or refund the cost of the product or any portion of the subject product which proves to be defective in material or workmanship, provided that the buyer gives written notice. Fixtures Furniture does not warrant the matching of color, grain or texture. This warranty does not apply to: normal wear and tear, damages resulting from shipment, storage, alteration, misuse of the product or failure to provide proper care as well as reasonable and necessary maintenance or damage caused during product installation or reconfiguration. Additionally, all custom products are expressly excluded from this warranty. This expressed warranty is exclusive of all other warranties, expressed or implied, including without limitation any implied warranty of merchantability or fitness at our option, the replacement or repair of defective products. Authorization must be approved from Fixtures Furniture in writing prior to incurring any repair charges. All incidental or consequential damages which may arise, including, but not limited to, business losses, personal damage and third party liability are hereby expressly excluded. Fixtures Furniture shall not be liable for consequential, economic or incidental damages arising from any product defect. All custom products are excluded from this warranty.

## COPYRIGHT

All material in this publication is protected under copyright.







## index by product name

78

PRODUCT	page	PRODUCT	page
bola for children, rectangular, 24" x 42", baby, laminate 45158L	13	bola, rectangular, 30" x 48", laminate 08380L	9
bola for children, rectangular, 24" x 42", junior, laminate 45150L	13	bola, rectangular, 30" x 48", wood veneer 08380V	11
bola for children, rectangular, 24" x 42", teen, laminate 45154L	13	bola, rectangular, 30" x 60", laminate 08410L	9
bola for children, rectangular, 30" x 42", baby, laminate 45378L	13	bola, rectangular, 30" x 60", wood veneer 08410V	11
bola for children, rectangular, 30" x 42", junior, laminate 45370L	13	bola, rectangular, 36" x 48", laminate 08550L	9
bola for children, rectangular, 30" x 42", teen, laminate 45374L	13	bola, rectangular, 36" x 48", wood veneer 08550V	11
bola for children, rectangular, 30" x 48", baby, laminate 45388L	13	bola, rectangular, 36" x 60", laminate 08570L	9
bola for children, rectangular, 30" x 48", junior, laminate 45380L	13	bola, rectangular, 36" x 60", wood veneer 08570V	11
bola for children, rectangular, 30" x 48", teen, laminate 45384L	13	bola, round, 36" diameter, laminate 08500L	10
bola for children, rectangular, 30" x 60", baby, laminate 45418L	13	bola, round, 36" diameter, wood veneer 08500V	11
bola for children, rectangular, 30" x 60", junior, laminate 45410L	13	bola, round, 42" diameter, laminate 08630L	10
bola for children, rectangular, 30" x 60", teen, laminate 45414L	13	bola, round, 42" diameter, wood veneer 08630V	11
bola for children, rectangular, 36" x 48", baby, laminate 45558L	13	bola, round, 48" diameter, laminate 08690L	10
bola for children, rectangular, 36" x 48", junior, laminate 45550L	13	bola, round, 48" diameter, wood veneer 08690V	11
bola for children, rectangular, 36" x 48", teen, laminate 45554L	13	bola, round, 54" diameter, laminate 08540L	10
bola for children, rectangular, 36" x 60", baby, laminate 45578L	13	bola, round, 60" diameter, laminate 08790L	10
bola for children, rectangular, 36" x 60", junior, laminate 45570L	13	bola, square, 36" x 36", laminate 08510L	10
bola for children, rectangular, 36" x 60", teen, laminate 45574L	13	bola, square, 36" x 36", wood veneer 08510V	11
bola for children, round, 30" diameter, baby, laminate 45308L	14	bola, square, 42" x 42", laminate 08640L	10
bola for children, round, 30" diameter, junior, laminate 45300L	14	bola, square, 42" x 42", wood veneer 08640V	11
bola for children, round, 36" diameter, baby, laminate 45508L	14	bola, square, 48" x 48", laminate 08700L	10
bola for children, round, 36" diameter, junior, laminate 45500L	14	bola, square, 48" x 48", wood veneer 08700V	11
bola for children, round, 36" diameter, teen, laminate 45504L	14	bola, square, 54" x 54", laminate 08854L	10
bola for children, round, 42" diameter, baby, laminate 45638L	14	designer stack, rectangular, 24" x 30", laminate 02220L	17
bola for children, round, 42" diameter, junior, laminate 45630L	14	designer stack, rect., 24" x 30", occasional ht., lam. 02140L	17
bola for children, round, 42" diameter, teen, laminate 45634L	14	designer stack, rect., 24" x 30", occasional ht., wd ven. 02140V	18
bola for children, round, 48" diameter, baby, laminate 45698L	14	designer stack, rectangular, 24" x 30", wood veneer 02220V	18
bola for children, round, 48" diameter, junior, laminate 45690L	14	designer stack, rectangular, 30" x 42", laminate 02370L	17
bola for children, round, 48" diameter, teen, laminate 45694L	14	designer stack, rect., 30" x 42", occasional ht., lam. 02160L	17
bola for children, round, 54" diameter, baby, laminate 45778L	14	designer stack, rect., 30" x 42", occasional ht., wd ven. 02160V	18
bola for children, round, 54" diameter, junior, laminate 45770L	14	designer stack, rectangular, 30" x 42", wood veneer 02370V	18
bola for children, round, 54" diameter, teen, laminate 45774L	14	designer stack, rectangular, 30" x 48", laminate 02380L	17
bola for children, square, 24" x 24", baby, laminate 45138L	14	designer stack, rectangular, 30" x 48", wood veneer 02380V	18
bola for children, square, 24" x 24", junior, laminate 45130L	14	designer stack, round, 36" diameter, laminate 02660L	17
bola for children, square, 30" x 30", baby, laminate 45318L	14	designer stack, round, 36" diameter, wood veneer 02660V	18
bola for children, square, 30" x 30", junior, laminate 45310L	14	designer stack, round, 42" diameter, laminate 02680L	17
bola for children, square, 30" x 30", teen, laminate 45314L	14	designer stack, round, 42" diameter, wood veneer 02680V	18
bola for children, square, 36" x 36", baby, laminate 45518L	14	designer stack, round, 48" diameter, laminate 02690L	17
bola for children, square, 36" x 36", junior, laminate 45510L	14	designer stack, round, 48" diameter, wood veneer 02690V	18
bola for children, square, 36" x 36", teen, laminate 45514L	14	designer stack, square, 24" x 24", laminate 02130L	17
bola for children, square, 42" x 42", baby, laminate 45648L	14	designer stack, square, 24" x 24", occasional ht., lam. 02110L	17
bola for children, square, 42" x 42", junior, laminate 45640L	14	designer stack, square, 24" x 24", occasl. ht., wd. ven. 02110V	18
bola for children, square, 42" x 42", teen, laminate 45644L	14	designer stack, square, 24" x 24", wood veneer 02130V	18
bola for children, square, 48" x 48", baby, laminate 45706L	14	designer stack, square, 30" x 30", laminate 02310L	17
bola for children, square, 48" x 48", junior, laminate 45700L	14	designer stack, square, 30" x 30", wood veneer 02310V	18
bola for children, square, 48" x 48", teen, laminate 45704L	14	designer stack, square, 30" x 30", occasional ht., lam. 02150L	17
bola, rectangular, 24" x 30", laminate 08220L	9	designer stack, square, 30" x 30", occasl. ht., wd. ven. 02150V	18
bola, rectangular, 24" x 30", wood veneer 08220V	11	designer stack, square, 36" x 36", laminate 02650L	17
bola, rectangular, 24" x 36", laminate 08140L	9	designer stack, square, 36" x 36", wood veneer 02650V	18
bola, rectangular, 24" x 36", wood veneer 08140V	11	designer stack, square, 42" x 42", laminate 02640L	17
bola, rectangular, 24" x 42", laminate 08150L	9	dolly, 4-wheel, designer stack	18
bola, rectangular, 24" x 42", wood veneer 08150V	11	designer stack, square, 42" x 42", wood veneer 02640V	18
bola, rectangular, 24" x 48", laminate 08160L	9	dolly, 4-wheel, designer stack 00011	65
bola, rectangular, 24" x 48", wood veneer 08160V	11	dolly, 4-wheel, roam 00039	65
bola, rectangular, 24" x 60", laminate 08180L	9	dolly, 4-wheel, saturn 00042	65
bola, rectangular, 24" x 60", wood veneer 08180V	11	dolly, 4-wheel, syllabus 00090	65
bola, rectangular, 30" x 42", laminate 08370L	9	pick-a-base, cast iron pedestal, 22" fluted disc 92022	63
bola, rectangular, 30" x 42", wood veneer 08370V	11	pick-a-base, cast iron pedestal, 22" fluted disc, café ht. 92042	63

PRODUCT	page
pick-a-base, cast iron pedestal, 28" fluted disc 92030	63
pick-a-base, cast iron pedestal, 22" hobnail disc 78022	63
pick-a-base, cast iron pedestal, 22" hobnail disc, café ht 78422	63
pick-a-base, cast iron pedestal, 30" hobnail disc 78030	63
pick-a-base, cast iron t-base, 22" flat 92222	64
pick-a-base, cast iron t-base, 24" tapered 92224	64
pick-a-base, cast iron x-base, 22" x 22" flat 92422	63
pick-a-base, cast iron x-base, 24" x 24" tapered 92424	63
pick-a-base, cast iron x-base, 30" x 30" flat 92430	63
pick-a-base, cast iron x-base, 32" x 32" tapered 92432	63
pick-a-base, pin leg 01005	64
pick-a-base, reveal 01001	64
pick-a-base, steel c-base, 16" 72016	63
pick-a-base, steel c-base, 20" 72020	63
pick-a-base, steel drum, 18" 77018	63
pick-a-base, steel drum, 24" 77024	63
pick-a-base, steel pedestal, 17" disc round 91017	62
pick-a-base, steel pedestal, 17" disc round, café ht. 92017	62
pick-a-base, steel pedestal, 17" wave round 91217	62
pick-a-base, steel pedestal, 17" wave round, café ht. 92217	62
pick-a-base, steel pedestal, 18" disc square 91118	62
pick-a-base, steel pedestal, 18" disc square, café height 92118	62
pick-a-base, steel pedestal, 18" wave square 91318	62
pick-a-base, steel pedestal, 18" wave square, café ht. 92318	62
pick-a-base, steel pedestal, 22" disc round 91022	62
pick-a-base, steel pedestal, 22" disc round, café ht. 93022	62
pick-a-base, steel pedestal, 22" wave round 91222	62
pick-a-base, steel pedestal, 22" wave round, café ht. 93222	62
pick-a-base, steel pedestal, 23" disc square 91123	62
pick-a-base, steel pedestal, 23" disc square, café ht. 92123	62
pick-a-base, steel pedestal, 23" wave square 91323	62
pick-a-base, steel pedestal, 23" wave square, café ht. 92323	62
pick-a-base, steel pedestal, 25" disc round 91025	62
pick-a-base, steel pedestal, 25" wave round 91225	62
pick-a-base, steel pedestal, 27" disc square 91127	62
pick-a-base, steel pedestal, 27" wave square 91327	62
pick-a-base, steel pedestal, 28" disc round 91028	62
pick-a-base, steel pedestal, 28" wave round 91228	62
pick-a-base, steel pedestal, 32" disc round 91031	62
pick-a-base, steel pedestal, 32" wave round 91231	62
pick-a-base, steel t-base, 18" 72018	63
pick-a-base, steel t-base, 22" 72022	63
pick-a-base, steel t-base, 26" 72026	63
pick-a-base, steel x-base, 22" x 22" 76022	63
pick-a-base, steel x-base, 22" x 22", café height 76422	63
pick-a-base, steel x-base, 26" x 26" 76026	63
pick-a-base, steel x-base, 26" x 26", café height 76426	63
pick-a-base, steel x-base, 32" x 32" 76032	63
pick-a-base, steel x-base, 32" x 32", café height 76432	63
pick-a-base, steel x-base, 36" x 36" 76036	63
pick-a-top, boat, 30" x 72", laminate 10421L	59
pick-a-top, boat, 30" x 84", laminate 10441L	59
pick-a-top, boat, 30" x 96", laminate 10401L	59
pick-a-top, boat, 36" x 72", laminate 10581L	59
pick-a-top, boat, 36" x 84", laminate 10541L	59
pick-a-top, boat, 36" x 96", laminate 10531L	59
pick-a-top, boat, 42" x 72", laminate 10651L	59
pick-a-top, boat, 42" x 84", laminate 10661L	59
pick-a-top, boat, 42" x 96", laminate 10671L	59

PRODUCT	page
pick-a-top, racetrack, 30" x 72", laminate 10422L	59
pick-a-top, racetrack, 30" x 84", laminate 10442L	59
pick-a-top, racetrack, 30" x 96", laminate 10402L	59
pick-a-top, racetrack, 36" x 72", laminate 10582L	59
pick-a-top, racetrack, 36" x 84", laminate 10542L	59
pick-a-top, racetrack, 36" x 96", laminate 10532L	59
pick-a-top, racetrack, 42" x 72", laminate 10652L	59
pick-a-top, racetrack, 42" x 84", laminate 10662L	59
pick-a-top, racetrack, 42" x 96", laminate 10672L	59
pick-a-top, rectangular, 20" x 30", laminate 10430L	59
pick-a-top, rectangular, 20" x 30", wood veneer 10430V	61
pick-a-top, rectangular, 20" x 36", laminate 10450L	59
pick-a-top, rectangular, 20" x 36", wood veneer 10450V	61
pick-a-top, rectangular, 20" x 42", laminate 10460L	59
pick-a-top, rectangular, 20" x 42", wood veneer 10460V	61
pick-a-top, rectangular, 20" x 48", laminate 10470L	59
pick-a-top, rectangular, 20" x 48", wood veneer 10470V	61
pick-a-top, rectangular, 20" x 60", laminate 10480L	59
pick-a-top, rectangular, 20" x 60", wood veneer 10480V	61
pick-a-top, rectangular, 20" x 72", laminate 10490L	59
pick-a-top, rectangular, 20" x 72", wood veneer 10490V	61
pick-a-top, rectangular, 24" x 30", laminate 10220L	59
pick-a-top, rectangular, 24" x 30", wood veneer 10220V	61
pick-a-top, rectangular, 24" x 36", laminate 10140L	59
pick-a-top, rectangular, 24" x 36", wood veneer 10140V	61
pick-a-top, rectangular, 24" x 42", laminate 10150L	59
pick-a-top, rectangular, 24" x 42", wood veneer 10150V	61
pick-a-top, rectangular, 24" x 48", laminate 10160L	59
pick-a-top, rectangular, 24" x 48", wood veneer 10160V	61
pick-a-top, rectangular, 24" x 60", laminate 10180L	59
pick-a-top, rectangular, 24" x 60", wood veneer 10180V	61
pick-a-top, rectangular, 24" x 72", laminate 10190L	59
pick-a-top, rectangular, 24" x 72", wood veneer 10190V	61
pick-a-top, rectangular, 30" x 36", laminate 10336L	59
pick-a-top, rectangular, 30" x 36", wood veneer 10336V	61
pick-a-top, rectangular, 30" x 42", laminate 10370L	59
pick-a-top, rectangular, 30" x 42", wood veneer 10370V	61
pick-a-top, rectangular, 30" x 48", laminate 10380L	59
pick-a-top, rectangular, 30" x 48", wood veneer 10380V	61
pick-a-top, rectangular, 30" x 60", laminate 10410L	59
pick-a-top, rectangular, 30" x 60", wood veneer 10410V	61
pick-a-top, rectangular, 30" x 72", laminate 10420L	59
pick-a-top, rectangular, 30" x 72", wood veneer 10420V	61
pick-a-top, rectangular, 30" x 84", laminate 10440L	59
pick-a-top, rectangular, 30" x 96", laminate 10400L	59
pick-a-top, rectangular, 36" x 42", laminate 10560L	59
pick-a-top, rectangular, 36" x 42", wood veneer 10560V	61
pick-a-top, rectangular, 36" x 48", laminate 10550L	59
pick-a-top, rectangular, 36" x 48", wood veneer 10550V	61
pick-a-top, rectangular, 36" x 60", laminate 10570L	59
pick-a-top, rectangular, 36" x 60", wood veneer 10570V	61
pick-a-top, rectangular, 36" x 72", laminate 10580L	59
pick-a-top, rectangular, 36" x 72", wood veneer 10580V	61
pick-a-top, rectangular, 36" x 84", laminate 10540L	59
pick-a-top, rectangular, 36" x 96", laminate 10530L	59
pick-a-top, rectangular, 42" x 72", laminate 10650L	59
pick-a-top, rectangular, 42" x 84", laminate 10660L	59
pick-a-top, rectangular, 42" x 96", laminate 10670L	59
pick-a-top, round, 24" diameter, laminate 10100L	58

## index by product name

80

PRODUCT	page	PRODUCT	page
pick-a-top, round, 24" diameter, wood veneer 10100V	60	roam, rectangular, 30" x 72", wood veneer 03980V	22
pick-a-top, round, 30" diameter, laminate 10300L	58	saturn, 15 degree, 24" deep, laminate 04600L	36
pick-a-top, round, 30" diameter, wood veneer 10300V	60	saturn, 15 degree, 24" deep, wood veneer 04600V	37
pick-a-top, round, 36" diameter, laminate 10500L	58	saturn, 15 degree, 30" deep, laminate 04610L	36
pick-a-top, round, 36" diameter, wood veneer 10500V	60	saturn, 15 degree, 30" deep, wood veneer 04610V	37
pick-a-top, round, 42" diameter, laminate 10630L	58	saturn, 30 degree, 24" deep, laminate 04620L	36
pick-a-top, round, 42" diameter, wood veneer 10630V	60	saturn, 30 degree, 24" deep, wood veneer 04620V	37
pick-a-top, round, 48" diameter, laminate 10690L	58	saturn, 30 degree, 30" deep, laminate 04630L	36
pick-a-top, round, 48" diameter, wood veneer 10690V	60	saturn, 30 degree, 30" deep, wood veneer 04630V	37
pick-a-top, round, 54" diameter, laminate 10854L	58	saturn, 45 degree, 24" deep, laminate 04640L	36
pick-a-top, round, 60" diameter, laminate 10790L	58	saturn, 45 degree, 24" deep, wood veneer 04640V	37
pick-a-top, square, 24" x 24", laminate 10224L	58	saturn, 45 degree, 30" deep, laminate 04650L	36
pick-a-top, square, 24" x 24", wood veneer 10224V	60	saturn, 45 degree, 30" deep, wood veneer 04650V	37
pick-a-top, square, 30" x 30", laminate 10310L	58	saturn, 60 degree, 24" deep, laminate 04660L	36
pick-a-top, square, 30" x 30", wood veneer 10310V	60	saturn, 60 degree, 24" deep, wood veneer 04660V	37
pick-a-top, square, 36" x 36", laminate 10510L	58	saturn, 60 degree, 30" deep, laminate 04670L	36
pick-a-top, square, 36" x 36", wood veneer 10510V	60	saturn, 60 degree, 30" deep, wood veneer 04670V	37
pick-a-top, square, 42" x 42", laminate 10640L	58	saturn, 90 degree, 24" deep, laminate 04680L	36
pick-a-top, square, 42" x 42", wood veneer 10640V	60	saturn, 90 degree, 24" deep, wood veneer 04680V	37
pick-a-top, square, 48" x 48", laminate 10700L	58	saturn, 90 degree, 30" deep, laminate 04690L	36
pick-a-top, square, 48" x 48", wood veneer 10700V	60	saturn, 90 degree, 30" deep, wood veneer 04690V	37
pick-a-top, square, 54" x 54", laminate 10754L	58	saturn, connector, straight, 24" deep, laminate 04615L	36
pick-a-top, square, 60" x 60", laminate 10760L	58	saturn, connector, straight, 24" deep, wood veneer 04615V	37
roam, bow front, 20" x 48", laminate 03905L	21	saturn, connector, straight, 30" deep, laminate 04625L	36
roam, bow front, 20" x 48", wood veneer 03905V	22	saturn, connector, straight, 30" deep, wood veneer 04625V	37
roam, bow front, 20" x 60", laminate 03915L	21	saturn, crescent, fixed t-base, 24" x 48", laminate 04550L	26
roam, bow front, 20" x 60", wood veneer 03915V	22	saturn, crescent, fixed t-base, 24" x 48", wood veneer 04550V	29
roam, bow front, 20" x 72", laminate 03925L	21	saturn, crescent, fixed t-base, 24" x 36", laminate 04540L	26
roam, bow front, 20" x 72", wood veneer 03925V	22	saturn, crescent, fixed t-base, 24" x 36", wood veneer 04540V	29
roam, bow front, 24" x 48", laminate 03935L	21	saturn, crescent, fixed t-base, 30" x 36", laminate 04560L	26
roam, bow front, 24" x 48", wood veneer 03935V	22	saturn, crescent, fixed t-base, 30" x 36", wood veneer 04560V	29
roam, bow front, 24" x 60", laminate 03945L	21	saturn, crescent, fixed t-base, 30" x 48", laminate 04570L	26
roam, bow front, 24" x 60", wood veneer 03945V	22	saturn, crescent, fixed t-base, 30" x 48", wood veneer 04570V	29
roam, bow front, 24" x 72", laminate 03955L	21	saturn, half round, fixed t-base, 24" x 28", laminate 04500L	26
roam, bow front, 24" x 72", wood veneer 03955V	22	saturn, half round, fixed t-base, 24" x 48", wood veneer 04500V	29
roam, bow front, 30" x 48", laminate 03965L	21	saturn, half round, fixed t-base, 30" x 60", laminate 04510L	26
roam, bow front, 30" x 48", wood veneer 03965V	22	saturn, half round, fixed t-base, 30" x 60", wood veneer 04510V	29
roam, bow front, 30" x 60", laminate 03975L	21	saturn, rectangular fixed, t-leg, 24" x 42", laminate 04250L	25
roam, bow front, 30" x 60", wood veneer 03975V	22	saturn, rectangular fixed, t-leg, 24" x 42", wood veneer 04250V	28
roam, bow front, 30" x 72", laminate 03985L	21	saturn, rectangular flip-top, t-leg, 24" x 42", laminate 04255L	32
roam, bow front, 30" x 72", wood veneer 03985V	22	saturn, rectangular flip-top, t-leg, 24" x 42", wood veneer 04255V	34
roam, rectangular, 20" x 48", laminate 03900L	21	saturn, rectangular, fixed c-leg, 20" x 42", laminate 04211L	25
roam, rectangular, 20" x 48", wood veneer 03900V	22	saturn, rectangular, fixed c-leg, 20" x 42", wood veneer 04211V	28
roam, rectangular, 20" x 60", laminate 03910L	21	saturn, rectangular, fixed c-leg, 20" x 48", laminate 04221L	25
roam, rectangular, 20" x 60", wood veneer 03910V	22	saturn, rectangular, fixed c-leg, 20" x 48", wood veneer 04221V	28
roam, rectangular, 20" x 72", laminate 03920L	21	saturn, rectangular, fixed c-leg, 20" x 60", laminate 04231L	25
roam, rectangular, 20" x 72", wood veneer 03920V	22	saturn, rectangular, fixed c-leg, 20" x 60", wood veneer 04231V	28
roam, rectangular, 24" x 48", laminate 03930L	21	saturn, rectangular, fixed c-leg, 20" x 72", laminate 04241L	25
roam, rectangular, 24" x 48", wood veneer 03930V	22	saturn, rectangular, fixed c-leg, 20" x 72", wood veneer 04241V	28
roam, rectangular, 24" x 60", laminate 03940L	21	saturn, rectangular, fixed c-leg, 24" x 42", laminate 04251L	25
roam, rectangular, 24" x 60", wood veneer 03940V	22	saturn, rectangular, fixed c-leg, 24" x 42", wood veneer 04251V	28
roam, rectangular, 24" x 72", laminate 03950L	21	saturn, rectangular, fixed c-leg, 24" x 48", laminate 04261L	25
roam, rectangular, 24" x 72", wood veneer 03950V	22	saturn, rectangular, flip-top t-leg, 20" x 48", laminate 04225L	32
roam, rectangular, 30" x 48", laminate 03960L	21	saturn, rect., flip-top t-leg, 20" x 48", wood veneer 04225V	34
roam, rectangular, 30" x 48", wood veneer 03960V	22	saturn, rectangular, flip-top, c-leg, 20" x 42", laminate 04216L	32
roam, rectangular, 30" x 60", laminate 03970L	21	saturn, rectangular, fixed c-leg, 24" x 48", wood veneer 04261V	28
roam, rectangular, 30" x 60", wood veneer 03970V	22	saturn, rectangular, fixed c-leg, 24" x 60", laminate 04271L	25
roam, rectangular, 30" x 72", laminate 03980L	21	saturn, rectangular, fixed c-leg, 24" x 60", wood veneer 04271V	28

PRODUCT	page
saturn, rectangular, fixed c-leg, 24" x 72", laminate 04281L	25
saturn, rectangular, fixed c-leg, 24" x 72", wood veneer 04281V	28
saturn, rectangular, fixed t-leg, 20" x 42", laminate 04210L	25
saturn, rectangular, fixed t-leg, 20" x 42", wood veneer 04210V	28
saturn, rectangular, fixed t-leg, 20" x 48", laminate 04220L	25
saturn, rectangular, fixed t-leg, 20" x 48", wood veneer 04220V	28
saturn, rectangular, fixed t-leg, 20" x 60", laminate 04230L	25
saturn, rectangular, fixed t-leg, 20" x 60", wood veneer 04230V	28
saturn, rectangular, fixed t-leg, 20" x 72", laminate 04240L	25
saturn, rectangular, fixed t-leg, 20" x 72", wood veneer 04240V	28
saturn, rectangular, fixed t-leg, 24" x 48", laminate 04260L	25
saturn, rectangular, fixed t-leg, 24" x 48", wood veneer 04260V	28
saturn, rectangular, fixed t-leg, 24" x 60", laminate 04270L	25
saturn, rectangular, fixed t-leg, 24" x 60", wood veneer 04270V	28
saturn, rectangular, fixed t-leg, 24" x 72", laminate 04280L	25
saturn, rectangular, fixed t-leg, 24" x 72", wood veneer 04280V	28
saturn, rectangular, fixed t-leg, 30" x 42", laminate 04310L	25
saturn, rectangular, fixed t-leg, 30" x 42", wood veneer 04310V	28
saturn, rectangular, fixed t-leg, 30" x 48", laminate 04320L	25
saturn, rectangular, fixed t-leg, 30" x 48", wood veneer 04320V	28
saturn, rectangular, fixed t-leg, 30" x 60", laminate 04330L	25
saturn, rectangular, fixed t-leg, 30" x 60", wood veneer 04330V	28
saturn, rectangular, fixed t-leg, 30" x 72", laminate 04340L	25
saturn, rectangular, fixed t-leg, 30" x 72", wood veneer 04340V	28
saturn, rect., flip-top, c-leg, 20" x 42", wood veneer 04216V	34
saturn, rectangular, flip-top, c-leg, 20" x 48", laminate 04226L	32
saturn, rect., flip-top, c-leg, 20" x 48", wood veneer 04226V	34
saturn, rectangular, flip-top, c-leg, 20" x 72", laminate 04246L	32
saturn, rectangular, flip-top, c-leg, 20" x 72", wood veneer 04246V	34
saturn, rectangular, flip-top, c-leg, 20" x 60", laminate 04236L	32
saturn, rect., flip-top, c-leg, 20" x 60", wood veneer 04236V	34
saturn, rectangular, flip-top, c-leg, 24" x 42", laminate 04256L	32
saturn, rect., flip-top, c-leg, 24" x 42", wood veneer 04256V	34
saturn, rectangular, flip-top, c-leg, 24" x 48", laminate 04266L	32
saturn, rect., flip-top, c-leg, 24" x 48", wood veneer 04266V	34
saturn, rectangular, flip-top, c-leg, 24" x 60", laminate 04276L	32
saturn, rect., flip-top, c-leg, 24" x 60", wood veneer 04276V	34
saturn, rectangular, flip-top, c-leg, 24" x 72", laminate 04286L	32
saturn, rect., flip-top, c-leg, 24" x 72", wood veneer 04286V	34
saturn, rectangular, flip-top, t-leg, 20" x 42", laminate 04215L	32
saturn, rect., flip-top, t-leg, 20" x 42", wood veneer 04215V	34
saturn, rectangular, flip-top, t-leg, 20" x 60", laminate 04235L	32
saturn, rect., flip-top, t-leg, 20" x 60", wood veneer 04235V	34
saturn, rectangular, flip-top, t-leg, 20" x 72", laminate 04245L	32
saturn, rect., flip-top, t-leg, 20" x 72", wood veneer 04245V	34
saturn, rectangular, flip-top, t-leg, 24" x 48", laminate 04265L	32
saturn, rect., flip-top, t-leg, 24" x 48", wood veneer 04265V	34
saturn, rectangular, flip-top, t-leg, 24" x 60", laminate 04275L	32
saturn, rect., flip-top, t-leg, 24" x 60", wood veneer 04275V	34
saturn, rectangular, flip-top, t-leg, 24" x 72", laminate 04285L	32
saturn, rect., flip-top, t-leg, 24" x 72", wood veneer 04285V	34
saturn, rectangular, flip-top, t-leg, 30" x 42", laminate 04315L	32
saturn, rect., flip-top, t-leg, 30" x 42", wood veneer 04315V	34
saturn, rectangular, flip-top, t-leg, 30" x 48", laminate 04325L	32
saturn, rect., flip-top, t-leg, 30" x 48", wood veneer 04325V	34
saturn, rectangular, flip-top, t-leg, 30" x 60", laminate 04335L	32
saturn, rect., flip-top, t-leg, 30" x 60", wood veneer 04335V	34
saturn, rectangular, flip-top, t-leg, 30" x 72", laminate 04345L	32

PRODUCT	page
saturn, rect., flip-top, t-leg, 30" x 72", wood veneer 04345V	34
saturn, rectangular, folding c-leg, 20" x 60", laminate 04238L	30
saturn, rect., folding c-leg, 20" x 60", wood veneer 04238V	31
saturn, rectangular, folding c-leg, 20" x 72", laminate 04348L	30
saturn, rect., folding c-leg, 20" x 72", wood veneer 04348V	31
saturn, rectangular, folding c-leg, 24" x 60", laminate 04278L	30
saturn, rect., folding c-leg, 24" x 60", wood veneer 04278V	31
saturn, rectangular, folding c-leg, 24" x 72", laminate 04288L	30
saturn, rect., folding c-leg, 24" x 72", wood veneer 04288V	31
saturn, rectangular, folding t-leg, 20" x 60", laminate 04237L	30
saturn, rect., folding t-leg, 20" x 60", wood veneer 04237V	31
saturn, rectangular, folding t-leg, 20" x 72", laminate 04247L	30
saturn, rect., folding t-leg, 20" x 72", wood veneer 04247V	31
saturn, rectangular, folding t-leg, 24" x 60", laminate 04277L	30
saturn, rect., folding t-leg, 24" x 60", wood veneer 04277V	31
saturn, rectangular, folding t-leg, 24" x 72", laminate 04287L	30
saturn, rect., folding t-leg, 24" x 72", wood veneer 04287V	31
saturn, rectangular, folding t-leg, 30" x 60", laminate 04337L	30
saturn, rect., folding t-leg, 30" x 60", wood veneer 04337V	31
saturn, rectangular, folding t-leg, 30" x 72", laminate 04347L	30
saturn, rect., folding t-leg, 30" x 72", wood veneer 04347V	31
saturn, round, fixed x-base, 30" diameter, laminate 04020L	26
saturn, round, fixed x-base, 30" diameter, wood veneer 04020V	29
saturn, round, fixed x-base, 36" diameter, laminate 04030L	26
saturn, round, fixed x-base, 36" diameter, wood veneer 04030V	29
saturn, round, fixed x-base, 42" diameter, laminate 04040L	26
saturn, round, fixed x-base, 42" diameter, wood veneer 04040V	29
saturn, round, fixed x-base, 48" diameter, laminate 04050L	26
saturn, round, fixed x-base, 48" diameter, wood veneer 04050V	29
saturn, round, flip-top, x-base, 30" diameter, laminate 04025L	33
saturn, round, flip-top, x-base, 30" dia. wood veneer 04025V	35
saturn, round, flip-top, x-base, 36" diameter, laminate 04035L	33
saturn, round, flip-top, x-base, 36" dia., wood veneer 04035V	35
saturn, round, flip-top, x-base, 42" diameter, laminate 04045L	33
saturn, round, flip-top, x-base, 42" dia. wood veneer 04045V	35
saturn, round, flip-top, x-base, 48" diameter, laminate 04055L	33
saturn, round, flip-top, x-base, 48" dia. wood veneer 04055V	35
saturn, square, fixed x-base, 24" x 24", laminate 04100L	26
saturn, square, fixed x-base, 24" x 24", wood veneer 04100V	29
saturn, square, fixed x-base, 30" x 30", laminate 04120L	26
saturn, square, fixed x-base, 30" x 30", wood veneer 04120V	29
saturn, square, fixed x-base, 36" x 36", laminate 04130L	26
saturn, square, fixed x-base, 36" x 36", wood veneer 04130V	29
saturn, square, fixed x-base, 42" x 42", laminate 04140L	26
saturn, square, fixed x-base, 42" x 42", wood veneer 04140V	29
saturn, square, fixed x-base, 48" x 48", laminate 04150L	26
saturn, square, fixed x-base, 48" x 48", wood veneer 04150V	29
saturn, square, flip-top, x-base, 24" x 24", laminate 04105L	33
saturn, square, flip-top, x-base, 24" x 24", wood veneer 04105V	35
saturn, square, flip-top, x-base, 30" x 30", laminate 04125L	33
saturn, square, flip-top, x-base, 30" x 30", wood veneer 04125V	35
saturn, square, flip-top, x-base, 36" x 36", laminate 04135L	33
saturn, square, flip-top, x-base, 36" x 36", wood veneer 04135V	35
saturn, square, flip-top, x-base, 42" x 42", laminate 04145L	33
saturn, square, flip-top, x-base, 42" x 42", wood veneer 04145V	35
saturn, square, flip-top, x-base, 48" x 48", laminate 04155L	33
saturn, square, flip-top, x-base, 48" x 48", wood veneer 04155V	35
saturn, trapezoid, fixed t-base, 24" x 48", laminate 04520L	26

# index by product name

82

PRODUCT	page
saturn, trapezoid, fixed t-base, 24" x 48", wood veneer 04520V	29
saturn, trapezoid, fixed t-base, 30" x 60", laminate 04530L	26
saturn, trapezoid, fixed t-base, 30" x 60", wood veneer 04530V	29
syllabus, 15 degree, 24" deep, laminate 09101L	48
syllabus, 15 degree, 24" deep, wood veneer 09101V	49
syllabus, 15 degree, 30" deep, laminate 09135L	48
syllabus, 15 degree, 30" deep, wood veneer 09135V	49
syllabus, 30 degree, 24" deep, laminate 09100L	48
syllabus, 30 degree, 24" deep, wood veneer 09100V	49
syllabus, 30 degree, 30" deep, laminate 09140L	48
syllabus, 30 degree, 30" deep, wood veneer 09140V	49
syllabus, 45 degree, 24" deep, laminate 09110L	48
syllabus, 45 degree, 24" deep, wood veneer 09110V	49
syllabus, 45 degree, 30" deep, laminate 09150L	48
syllabus, 45 degree, 30" deep, wood veneer 09150V	49
syllabus, 60 degree, 24" deep, laminate 09120L	48
syllabus, 60 degree, 24" deep, wood veneer 09120V	49
syllabus, 60 degree, 30" deep, laminate 09160L	48
syllabus, 60 degree, 30" deep, wood veneer 09160V	49
syllabus, 90 degree, 24" deep, laminate 09130L	48
syllabus, 90 degree, 24" deep, wood veneer 09130V	49
syllabus, 90 degree, 30" deep, laminate 09170L	48
syllabus, 90 degree, 30" deep, wood veneer 09170V	49
syllabus, connector, straight, 24" deep, laminate 09180L	48
syllabus, connector, straight, 24" deep, wood veneer 09180V	49
syllabus, connector, straight, 30" deep, laminate 09190L	48
syllabus, connector, straight, 30" deep, wood veneer 09190V	49
syllabus, crescent, fixed c-leg, 24" x 36", laminate 09505L	42
syllabus, crescent, fixed c-leg, 24" x 36", wood veneer 09505V	45
syllabus, crescent, fixed c-leg, 30" x 48", laminate 09615L	42
syllabus, crescent, fixed c-leg, 30" x 48", wood veneer 09615V	45
syllabus, crescent, fixed c-leg, 24" x 48", laminate 09605L	42
syllabus, crescent, fixed c-leg, 24" x 48", wood veneer 09605V	45
syllabus, crescent, fixed c-leg, 30" x 36", laminate 09515L	42
syllabus, crescent, fixed c-leg, 30" x 36", wood veneer 09515V	45
syllabus, half round, fixed c-leg, 24" x 48", laminate 09305L	42
syllabus, half round, fixed c-leg, 24" x 48", wood veneer 09305V	45
syllabus, half round, fixed c-leg, 30" x 60", laminate 09315L	42
syllabus, half round, fixed c-leg, 30" x 60", wood veneer 09315V	45
syllabus, jumper, 36" 09636	51
syllabus, power distribution unit, for 42" table 09742	51
syllabus, power distribution unit, for 48" table 09748	51
syllabus, power distribution unit, for 60" table 09760	51
syllabus, power distribution unit, for 72" table 09772	51
syllabus, power feed, c-leg, 40" 09730	51
syllabus, power feed, t-leg, 40" 09746	51
syllabus, rect., fixed c-leg, 24" x 42", laminate 09005L	41
syllabus, rect., fixed c-leg, 24" x 42", wood veneer 09005V	44
syllabus, rectangular, fixed c-leg, 24" x 48", laminate 09015L	41
syllabus, rect., fixed c-leg, 24" x 48", wood veneer 09015V	44
syllabus, rectangular, fixed c-leg, 24" x 60", laminate 09025L	41
syllabus, rect., fixed c-leg, 24" x 60", wood veneer 09025V	44
syllabus, rectangular, fixed c-leg, 24" x 72", laminate 09035L	41
syllabus, rect., fixed c-leg, 24" x 72", wood veneer 09035V	44
syllabus, rectangular, fixed c-leg, 30" x 42", laminate 09045L	41
syllabus, rect., fixed c-leg, 30" x 42", wood veneer 09045V	44
syllabus, rectangular, fixed c-leg, 30" x 48", laminate 09055L	41
syllabus, rect., fixed c-leg, 30" x 48", wood veneer 09055V	44

PRODUCT	page
syllabus, rectangular, fixed c-leg, 30" x 60", laminate 09065L	41
syllabus, rect., fixed c-leg, 30" x 60", wood veneer 09065V	44
syllabus, rectangular, fixed c-leg, 30" x 72", laminate 09075L	41
syllabus, rect., fixed c-leg, 30" x 72", wood veneer 09075V	44
syllabus, rectangular, fixed t-leg, 24" x 42", laminate 09905L	41
syllabus, rect., fixed t-leg, 24" x 42", wood veneer 09905V	44
syllabus, rectangular, fixed t-leg, 24" x 48", laminate 09915L	41
syllabus, rect., fixed t-leg, 24" x 48", wood veneer 09915V	44
syllabus, rectangular, fixed t-leg, 24" x 60", laminate 09925L	41
syllabus, rect., fixed t-leg, 24" x 60", wood veneer 09925V	44
syllabus, rectangular, fixed t-leg, 24" x 72", laminate 09935L	41
syllabus, rect., fixed t-leg, 24" x 72", wood veneer 09935V	44
syllabus, rectangular, fixed t-leg, 30" x 42", laminate 09945L	41
syllabus, rect. fixed t-leg, 30" x 42", wood veneer 09945V	44
syllabus, rectangular, fixed t-leg, 30" x 48", laminate 09955L	41
syllabus, rect., fixed t-leg, 30" x 48", wood veneer 09955V	44
syllabus, rectangular, fixed t-leg, 30" x 60", laminate 09965L	41
syllabus, rect., fixed t-leg, 30" x 60", wood veneer 09965V	44
syllabus, rectangular, fixed t-leg, 30" x 72", laminate 09975L	41
syllabus, rectangular, folding c-leg, 24" x 60", laminate 09020L	46
syllabus, rect., folding c-leg, 24" x 60", wood veneer 09020V	47
syllabus, rectangular, folding c-leg, 24" x 72", laminate 09030L	46
syllabus, rect., folding c-leg, 24" x 72", wood veneer 09030V	47
syllabus, rectangular, folding c-leg, 30" x 42", laminate 09040L	46
syllabus, rect., folding c-leg, 30" x 42", wood veneer 09040V	47
syllabus, rectangular, folding c-leg, 30" x 48", laminate 09050L	46
syllabus, rect., folding c-leg, 30" x 48", wood veneer 09050V	47
syllabus, rectangular, folding c-leg, 30" x 60", laminate 09060L	46
syllabus, rect., folding c-leg, 30" x 60", wood veneer 09060V	47
syllabus, rectangular, folding c-leg, 30" x 72", laminate 09070L	46
syllabus, rect., folding c-leg, 30" x 72", wood veneer 09070V	47
syllabus, rect., folding t-leg, 24" x 42", laminate 09900L	46
syllabus, rect., folding t-leg, 24" x 42", wood veneer 09900V	47
syllabus, rectangular, folding t-leg, 24" x 48", laminate 09910L	46
syllabus, rect., folding t-leg, 24" x 48", wood veneer 09910V	47
syllabus, rectangular, folding t-leg, 24" x 60", laminate 09920L	46
syllabus, rect., folding t-leg, 24" x 60", wood veneer 09920V	47
syllabus, rect., folding t-leg, 24" x 72", laminate 09930L	46
syllabus, rect., folding t-leg, 24" x 72", wood veneer 09930V	47
syllabus, rectangular, folding t-leg, 30" x 42", laminate 09940L	46
syllabus, rect., folding t-leg, 30" x 42", wood veneer 09940V	47
syllabus, rectangular, folding t-leg, 30" x 48", laminate 09950L	46
syllabus, rect., folding t-leg, 30" x 48", wood veneer 09950V	47
syllabus, rectangular, folding t-leg, 30" x 60", laminate 09960L	46
syllabus, rect., folding t-leg, 30" x 60", wood veneer 09960V	47
syllabus, rectangular, folding t-leg, 30" x 72", laminate 09970L	46
syllabus, rect., folding t-leg, 30" x 72", wood veneer 09970V	47
syllabus, trapezoid, fixed t-leg, 30" x 60", laminate 09805L	42
syllabus, trapezoid, fixed t-leg, 30" x 60", wood veneer 09805V	45



# index by model number

MODEL	page
00011 dolly, 4-wheel, designer stack	65
00039 dolly, 4-wheel, roam	65
00042 dolly, 4-wheel, saturn	65
00090 dolly, 4-wheel, syllabus	65
01001 pick-a-base, reveal	64
01005 pick-a-base, pin leg	64
02110L designer stack, square, 24" x 24", occasl. ht., laminate	17
02110V designer stack, square, 24" x 24", occasl. ht., wd. veneer	18
02130L designer stack, square, 24" x 24", laminate	17
02130V designer stack, square, 24" x 24", wood veneer	18
02140L designer stack, rect., 24" x 30", occasl. ht., laminate	17
02140V designer stack, rect., 24" x 30", occasl. ht., wd. veneer	18
02150L designer stack, square, 30" x 30", occasl. ht., laminate	17
02150V designer stack, square, 30" x 30", occasl. ht., wd. veneer	18
02160L designer stack, rect., 30" x 42", occasl. ht., laminate	17
02160V designer stack, rect., 30" x 42", occasl. ht., wd. veneer	18
02220L designer stack, rectangular, 24" x 30", laminate	17
02220V designer stack, rectangular, 24" x 30", wood veneer	18
02310L designer stack, square, 30" x 30", laminate	17
02310V designer stack, square, 30" x 30", wood veneer	18
02370L designer stack, rectangular, 30" x 42", laminate	17
02370V designer stack, rectangular, 30" x 42", wood veneer	18
02380L designer stack, rectangular, 30" x 48", laminate	17
02380V designer stack, rectangular, 30" x 48", wood veneer	18
02640L designer stack, square, 42" x 42", laminate	17
02640V designer stack, square, 42" x 42", wood veneer	18
02650L designer stack, square, 36" x 36", laminate	17
02650V designer stack, square, 36" x 36", wood veneer	18
02660L designer stack, round, 36" diameter, laminate	17
02660V designer stack, round, 36" diameter, wood veneer	18
02680L designer stack, round, 42" diameter, laminate	17
02680V designer stack, round, 42" diameter, wood veneer	18
02690L designer stack, round, 48" diameter, laminate	17
02690V designer stack, round, 48" diameter, wood veneer	18
03900L roam, rectangular, 20" x 48", laminate	21
03900V roam, rectangular, 20" x 48", wood veneer	22
03905L roam, bow front, 20" x 48", laminate	21
03905V roam, bow front, 20" x 48", wood veneer	22
03910L roam, rectangular, 20" x 60", laminate	21
03910V roam, rectangular, 20" x 60", wood veneer	22
03915L roam, bow front, 20" x 60", laminate	21
03915V roam, bow front, 20" x 60", wood veneer	22
03920L roam, rectangular, 20" x 72", laminate	21
03920V roam, rectangular, 20" x 72", wood veneer	22
03925L roam, bow front, 20" x 72", laminate	21
03925V roam, bow front, 20" x 72", wood veneer	22
03930L roam, rectangular, 24" x 48", laminate	21
03930V roam, rectangular, 24" x 48", wood veneer	22
03935L roam, bow front, 24" x 48", laminate	21
03935V roam, bow front, 24" x 48", wood veneer	22
03940L roam, rectangular, 24" x 60", laminate	21
03940V roam, rectangular, 24" x 60", wood veneer	22
03945L roam, bow front, 24" x 60", laminate	21
03945V roam, bow front, 24" x 60", wood veneer	22
03950L roam, rectangular, 24" x 72", laminate	21
03950V roam, rectangular, 24" x 72", wood veneer	22
03955L roam, bow front, 24" x 72", laminate	21
03955V roam, bow front, 24" x 72", wood veneer	22

MODEL	page
03960L roam, rectangular, 30" x 48", laminate	21
03960V roam, rectangular, 30" x 48", wood veneer	22
03965L roam, bow front, 30" x 48", laminate	21
03965V roam, bow front, 30" x 48", wood veneer	22
03970L roam, rectangular, 30" x 60", laminate	21
03970V roam, rectangular, 30" x 60", wood veneer	22
03975L roam, bow front, 30" x 60", laminate	21
03975V roam, bow front, 30" x 60", wood veneer	22
03980L roam, rectangular, 30" x 72", laminate	21
03980V roam, rectangular, 30" x 72", wood veneer	22
03985L roam, bow front, 30" x 72", laminate	21
03985V roam, bow front, 30" x 72", wood veneer	22
04020L saturn, round, fixed x-base, 30" diameter, laminate	26
04020V saturn, round, fixed x-base, 30" dia., wood veneer	29
04025L saturn, round, flip-top, x-base, 30" diameter, laminate	33
04025V saturn, round, flip-top, x-base, 30" dia., wood veneer	35
04030L saturn, round, fixed x-base, 36" diameter, laminate	26
04030V saturn, round, fixed x-base, 36" diameter, wood veneer	29
04035L saturn, round, flip-top, x-base, 36" diameter, laminate	33
04035V saturn, round, flip-top, x-base, 36" dia., wood veneer	35
04040L saturn, round, fixed x-base, 42" diameter, laminate	26
04040V saturn, round, fixed x-base, 42" diameter, wood veneer	29
04045L saturn, round, flip-top, x-base, 42" diameter, laminate	33
04045V saturn, round, flip-top, x-base, 42" dia., wood veneer	35
04050L saturn, round, fixed x-base, 48" diameter, laminate	26
04050V saturn, round, fixed x-base, 48" dia., wood veneer	29
04055L saturn, round, flip-top, x-base, 48" diameter, laminate	33
04055V saturn, round, flip-top, x-base, 48" dia., wood veneer	35
04100L saturn, square, fixed x-base, 24" x 24", laminate	26
04100V saturn, square, fixed x-base, 24" x 24", wood veneer	29
04105L saturn, square, flip-top, x-base, 24" x 24", laminate	33
04105V saturn, square, flip-top, x-base, 24" x 24", wood veneer	35
04120L saturn, square, fixed x-base, 30" x 30", laminate	26
04120V saturn, square, fixed x-base, 30" x 30", wood veneer	29
04125L saturn, square, flip-top, x-base, 30" x 30", laminate	33
04125V saturn, square, flip-top, x-base, 30" x 30", wood veneer	35
04130L saturn, square, fixed x-base, 36" x 36", laminate	26
04130V saturn, square, fixed x-base, 36" x 36", wood veneer	29
04135L saturn, square, flip-top, x-base, 36" x 36", laminate	33
04135V saturn, square, flip-top, x-base, 36" x 36", wood veneer	35
04140L saturn, square, fixed x-base, 42" x 42", laminate	26
04140V saturn, square, fixed x-base, 42" x 42", wood veneer	29
04145L saturn, square, flip-top, x-base, 42" x 42", laminate	33
04145V saturn, square, flip-top, x-base, 42" x 42", wood veneer	35
04150L saturn, square, fixed x-base, 48" x 48", laminate	26
04150V saturn, square, fixed x-base, 48" x 48", wood veneer	29
04155L saturn, square, flip-top, x-base, 48" x 48", laminate	33
04155V saturn, square, flip-top, x-base, 48" x 48", wood veneer	35
04210L saturn, rectangular, fixed t-leg, 20" x 42", laminate	25
04210V saturn, rectangular, fixed t-leg, 20" x 42", wood veneer	28
04211L saturn, rectangular, fixed c-leg, 20" x 42", laminate	25
04211V saturn, rectangular, fixed c-leg, 20" x 42", wood veneer	28
04215L saturn, rectangular, flip-top, t-leg, 20" x 42", laminate	32
04215V saturn, rect., flip-top, t-leg, 20" x 42", wood veneer	34
04216L saturn, rectangular, flip-top, c-leg, 20" x 42", laminate	32
04216V saturn, rect., flip-top, c-leg, 20" x 42", wood veneer	34
04220L saturn, rectangular, fixed t-leg, 20" x 48", laminate	25
04220V saturn, rectangular, fixed t-leg, 20" x 48", wood veneer	28



## index by model number

MODEL	page	MODEL	page
04221L saturn, rectangular, fixed c-leg, 20" x 48", laminate	25	04281L saturn, rectangular, fixed c-leg, 24" x 72", laminate	25
04221V saturn, rectangular, fixed c-leg, 20" x 48", wood veneer	28	04281V saturn, rectangular, fixed c-leg, 24" x 72", wood veneer	28
04225L saturn, rectangular, flip-top t-leg, 20" x 48", laminate	32	04285L saturn, rectangular, flip-top, t-leg, 24" x 72", laminate	32
04225V saturn, rect., flip-top t-leg, 20" x 48", wood veneer	34	04285V saturn, rect., flip-top, t-leg, 24" x 72", wood veneer	34
04226L saturn, rectangular, flip-top, c-leg, 20" x 48", laminate	32	04286L saturn, rectangular, flip-top, c-leg, 24" x 72", laminate	32
04226V saturn, rect., flip-top, c-leg, 20" x 48", wood veneer	34	04286V saturn, rect., flip-top, c-leg, 24" x 72", wood veneer	34
04230L saturn, rectangular, fixed t-leg, 20" x 60", laminate	25	04287L saturn, rectangular, folding t-leg, 24" x 72", laminate	30
04230V saturn, rectangular, fixed t-leg, 20" x 60", wood veneer	28	04287V saturn, rect., folding t-leg, 24" x 72", wood veneer	31
04231L saturn, rectangular, fixed c-leg, 20" x 60", laminate	25	04288L saturn, rectangular, folding c-leg, 24" x 72", laminate	30
04231V saturn, rectangular, fixed c-leg, 20" x 60", wood veneer	28	04288V saturn, rect., folding c-leg, 24" x 72", wood veneer	31
04235L saturn, rectangular, flip-top, t-leg, 20" x 60", laminate	32	04310L saturn, rectangular, fixed t-leg, 30" x 42", laminate	25
04235V saturn, rect., flip-top, t-leg, 20" x 60", wood veneer	34	04310V saturn, rectangular, fixed t-leg, 30" x 42", wood veneer	28
04236L saturn, rectangular, flip-top, c-leg, 20" x 60", laminate	32	04315L saturn, rectangular, flip-top, t-leg, 30" x 42", laminate	32
04236V saturn, rect., flip-top, c-leg, 20" x 60", wood veneer	34	04315V saturn, rect., flip-top, t-leg, 30" x 42", wood veneer	34
04256L saturn, rectangular, flip-top, c-leg, 24" x 42", laminate	34	04320L saturn, rectangular, fixed t-leg, 30" x 48", laminate	25
04256V saturn, rect., flip-top, c-leg, 24" x 42", wood veneer	34	04320V saturn, rectangular, fixed t-leg, 30" x 48", wood veneer	28
04237L saturn, rectangular, folding t-leg, 20" x 60", laminate	30	04325L saturn, rectangular, flip-top, t-leg, 30" x 48", laminate	32
04237V saturn, rect., folding t-leg, 20" x 60", wood veneer	31	04325V saturn, rect., flip-top, t-leg, 30" x 48", wood veneer	34
04238L saturn, rectangular, folding c-leg, 20" x 60", laminate	30	04330L saturn, rectangular, fixed t-leg, 30" x 60", laminate	25
04238V saturn, rect. folding c-leg, 20" x 60", wood veneer	31	04330V saturn, rectangular, fixed t-leg, 30" x 60", wood veneer	28
04240L saturn, rectangular, fixed t-leg, 20" x 72", laminate	25	04335L saturn, rectangular, flip-top, t-leg, 30" x 60", laminate	32
04240V saturn, rect., fixed t-leg, 20" x 72", wood veneer	28	04335V saturn, rect., flip-top, t-leg, 30" x 60", wood veneer	34
04241L saturn, rectangular, fixed c-leg, 20" x 72", laminate	25	04337L saturn, rectangular, folding t-leg, 30" x 60", laminate	30
04241V saturn, rect., fixed c-leg, 20" x 72", wood veneer	28	04337V saturn, rect., folding t-leg, 30" x 60", wood veneer	31
04245L saturn, rectangular, flip-top, t-leg, 20" x 72", laminate	32	04340L saturn, rectangular, fixed t-leg, 30" x 72", laminate	25
04245V saturn, rect., flip-top, t-leg, 20" x 72", wood veneer	34	04340V saturn, rectangular, fixed t-leg, 30" x 72", wood veneer	28
04246L saturn, rectangular, flip-top, c-leg, 20" x 72", laminate	32	04345L saturn, rectangular, flip-top, t-leg, 30" x 72", laminate	32
04246V saturn, rect., flip-top, c-leg, 20" x 72", wood veneer	34	04345V saturn, rect., flip-top, t-leg, 30" x 72", wood veneer	34
04247L saturn, rectangular, folding t-leg, 20" x 72", laminate	30	04347L saturn, rectangular, folding t-leg, 30" x 72", laminate	30
04247V saturn, rect., folding t-leg, 20" x 72", wood veneer	31	04347V saturn, rect., folding t-leg, 30" x 72", wood veneer	31
04250L saturn, rectangular fixed, t-leg, 24" x 42", laminate	25	04348L saturn, rectangular, folding c-leg, 20" x 72", laminate	30
04250V saturn, rect., fixed, t-leg, 24" x 42", wood veneer	28	04348V saturn, rect., folding c-leg, 20" x 72", wood veneer	31
04251L saturn, rectangular, fixed c-leg, 24" x 42", laminate	25	04500L saturn, half round, fixed t-base, 24" x 48", laminate	26
04251V saturn, rect., fixed c-leg, 24" x 42", wood veneer	28	04500V saturn, half round, fixed t-base, 24" x 48", wood veneer	29
04255L saturn, rectangular flip-top, t-leg, 24" x 42", laminate	32	04510L saturn, half round, fixed t-base, 30" x 60", laminate	26
04255V saturn, rect., flip-top, t-leg, 24" x 42", wood veneer	34	04510V saturn, half round, fixed t-base, 30" x 60", wood veneer	29
04260L saturn, rectangular, fixed t-leg, 24" x 48", laminate	25	04520L saturn, trapezoid, fixed t-base, 24" x 48", laminate	26
04260V saturn, rectangular, fixed t-leg, 24" x 48", wood veneer	28	04520V saturn, trapezoid, fixed t-base, 24" x 48", wood veneer	29
04261L saturn, rectangular, fixed c-leg, 24" x 48", laminate	25	04530L saturn, trapezoid, fixed t-base, 30" x 60", laminate	26
04261V saturn, rectangular, fixed c-leg, 24" x 48", wood veneer	28	04530V saturn, trapezoid, fixed t-base, 30" x 60", wood veneer	29
04265L saturn, rectangular, flip-top, t-leg, 24" x 48", laminate	32	04540L saturn, crescent, fixed t-base, 24" x 36", laminate	26
04265V saturn, rect., flip-top, t-leg, 24" x 48", wood veneer	34	04540V saturn, crescent, fixed t-base, 24" x 36", wood veneer	29
04266L saturn, rect., flip-top, c-leg, 24" x 48", laminate	32	04550L saturn, crescent, fixed t-base, 24" x 48", laminate	26
04266V saturn, rect., flip-top, c-leg, 24" x 48", wood veneer	34	04550V saturn, crescent, fixed t-base, 24" x 48", wood veneer	29
04270L saturn, rectangular, fixed t-leg, 24" x 60", laminate	25	04560L saturn, crescent, fixed t-base, 30" x 36", laminate	26
04270V saturn, rectangular, fixed t-leg, 24" x 60", wood veneer	28	04560V saturn, crescent, fixed t-base, 30" x 36", wood veneer	29
04271L saturn, rectangular, fixed c-leg, 24" x 60", laminate	25	04570L saturn, crescent, fixed t-base, 30" x 48", laminate	26
04271V saturn, rectangular, fixed c-leg, 24" x 60", wood veneer	28	04570V saturn, crescent, fixed t-base, 30" x 48", wood veneer	29
04275L saturn, rectangular, flip-top, t-leg, 24" x 60", laminate	32	04600L saturn, 15 degree, 24" deep, laminate	36
04275V saturn, rect., flip-top, t-leg, 24" x 60", wood veneer	34	04600V saturn, 15 degree, 24" deep, wood veneer	37
04276L saturn, rectangular, flip-top, c-leg, 24" x 60", laminate	32	04610L saturn, 15 degree, 30" deep, laminate	36
04276V saturn, rect., flip-top, c-leg, 24" x 60", wood veneer	34	04610V saturn, 15 degree, 30" deep, wood veneer	37
04277L saturn, rectangular, folding t-leg, 24" x 60", laminate	30	04615L saturn, connector, straight, 24" deep, laminate	36
04277V saturn, rect., folding t-leg, 24" x 60", wood veneer	31	04615V saturn, connector, straight, 24" deep, wood veneer	37
04278L saturn, rectangular, folding c-leg, 24" x 60", laminate	30	04620L saturn, 30 degree, 24" deep, laminate	36
04278V saturn, rect., folding c-leg, 24" x 60", wood veneer	31	04620V saturn, 30 degree, 24" deep, wood veneer	37
04280L saturn, rectangular, fixed t-leg, 24" x 72", laminate	25	04625L saturn, connector, straight, 30" deep, laminate	36
04280V saturn, rectangular, fixed t-leg, 24" x 72", wood veneer	28	04625V saturn, connector, straight, 30" deep, wood veneer	37

# index by model number

86

MODEL	page	MODEL	page
04630L saturn, 30 degree, 30" deep, laminate	36	09025L syllabus, rectangular, fixed c-leg, 24" x 60", laminate	41
04630V saturn, 30 degree, 30" deep, wood veneer	37	09025V syllabus, rectangular, fixed c-leg, 24" x 60", wood veneer	44
04640L saturn, 45 degree, 24" deep, laminate	36	09030L syllabus, rectangular, folding c-leg, 24" x 72", laminate	46
04640V saturn, 45 degree, 24" deep, wood veneer	37	09030V syllabus, rect., folding c-leg, 24" x 72", wood veneer	47
04650L saturn, 45 degree, 30" deep, laminate	36	09035L syllabus, half round, fixed c-leg, 24" x 48", laminate	41
04650V saturn, 45 degree, 30" deep, wood veneer	37	09035V syllabus, half round, fixed c-leg, 24" x 48", wood veneer	44
04660L saturn, 60 degree, 24" deep, laminate	36	09305L syllabus, rectangular, fixed c-leg, 24" x 72", laminate	41
04660V saturn, 60 degree, 24" deep, wood veneer	37	09305V syllabus, rectangular, fixed c-leg, 24" x 72", wood veneer	44
04670L saturn, 60 degree, 30" deep, laminate	36	09040L syllabus, rectangular, folding c-leg, 30" x 42", laminate	46
04670V saturn, 60 degree, 30" deep, wood veneer	37	09040V syllabus, rect., folding c-leg, 30" x 42", wood veneer	47
04680L saturn, 90 degree, 24" deep, laminate	36	09045L syllabus, rectangular, fixed c-leg, 30" x 42", laminate	41
04680V saturn, 90 degree, 24" deep, wood veneer	37	09045V syllabus, rectangular, fixed c-leg, 30" x 42", wood veneer	44
04690L saturn, 90 degree, 30" deep, laminate	36	09050L syllabus, rectangular, folding c-leg, 30" x 48", laminate	46
04690V saturn, 90 degree, 30" deep, wood veneer	37	09050V syllabus, rect., folding c-leg, 30" x 48", wood veneer	47
08140L bola, rectangular, 24" x 36", laminate	9	09055L syllabus, rectangular, fixed c-leg, 30" x 48", laminate	41
08140V bola, rectangular, 24" x 36", wood veneer	11	09055V syllabus, rectangular, fixed c-leg, 30" x 48", wood veneer	44
08150L bola, rectangular, 24" x 42", laminate	9	09060L syllabus, rectangular, folding c-leg, 30" x 60", laminate	46
08150V bola, rectangular, 24" x 42", wood veneer	11	09060V syllabus, rect., folding c-leg, 30" x 60", wood veneer	47
08160L bola, rectangular, 24" x 48", laminate	9	09065L syllabus, rectangular, fixed c-leg, 30" x 60", laminate	41
08160V bola, rectangular, 24" x 48", wood veneer	11	09065V syllabus, rectangular, fixed c-leg, 30" x 60", wood veneer	44
08180L bola, rectangular, 24" x 60", laminate	9	09070L syllabus, rectangular, folding c-leg, 30" x 72", laminate	46
08180V bola, rectangular, 24" x 60", wood veneer	11	09070V syllabus, rect., folding c-leg, 30" x 72", wood veneer	47
08220L bola, rectangular, 24" x 30", laminate	9	09075L syllabus, rectangular, fixed c-leg, 30" x 72", laminate	41
08220V bola, rectangular, 24" x 30", wood veneer	11	09075V syllabus, rectangular, fixed c-leg, 30" x 72", wood veneer	44
08370L bola, rectangular, 30" x 42", laminate	9	09100L syllabus, 30 degree, 24" deep, laminate	48
08370V bola, rectangular, 30" x 42", wood veneer	11	09100V syllabus, 30 degree, 24" deep, wood veneer	49
08380L bola, rectangular, 30" x 48", laminate	9	09101L syllabus, 15 degree, 24" deep, laminate	48
08380V bola, rectangular, 30" x 48", wood veneer	11	09101V syllabus, 15 degree, 24" deep, wood veneer	49
08410L bola, rectangular, 30" x 60", laminate	9	09110L syllabus, 45 degree, 24" deep, laminate	48
08410V bola, rectangular, 30" x 60", wood veneer	11	09110V syllabus, 45 degree, 24" deep, wood veneer	49
08500L bola, round, 36" diameter, laminate	10	09120L syllabus, 60 degree, 24" deep, laminate	48
08500V bola, round, 36" diameter, wood veneer	11	09120V syllabus, 60 degree, 24" deep, wood veneer	49
08510L bola, square, 36" x 36", laminate	10	09130L syllabus, 90 degree, 24" deep, laminate	48
08510V bola, square, 36" x 36", wood veneer	11	09130V syllabus, 90 degree, 24" deep, wood veneer	49
08540L bola, round, 54" diameter, laminate	10	09135L syllabus, 15 degree, 30" deep, laminate	48
08550L bola, rectangular, 36" x 48", laminate	9	09135V syllabus, 15 degree, 30" deep, wood veneer	49
08550V bola, rectangular, 36" x 48", wood veneer	11	09140L syllabus, 30 degree, 30" deep, laminate	48
08570L bola, rectangular, 36" x 60", laminate	9	09140V syllabus, 30 degree, 30" deep, wood veneer	49
08570V bola, rectangular, 36" x 60", wood veneer	11	09150L syllabus, 45 degree, 30" deep, laminate	48
08630L bola, round, 42" diameter, laminate	10	09150V syllabus, 45 degree, 30" deep, wood veneer	49
08630V bola, round, 42" diameter, wood veneer	11	09160L syllabus, 60 degree, 30" deep, laminate	48
08640L bola, square, 42" x 42", laminate	10	09160V syllabus, 60 degree, 30" deep, wood veneer	49
08640V bola, square, 42" x 42", wood veneer	11	09170L syllabus, 90 degree, 30" deep, laminate	48
08690L bola, round, 48" diameter, laminate	10	09170V syllabus, 90 degree, 30" deep, wood veneer	49
08690V bola, round, 48" diameter, wood veneer	11	09180L syllabus, connector, straight, 24" deep, laminate	48
08700L bola, square, 48" x 48", laminate	10	09180V syllabus, connector, straight, 24" deep, wood veneer	49
08700V bola, square, 48" x 48", wood veneer	11	09190L syllabus, connector, straight, 30" deep, laminate	48
08790L bola, round, 60" diameter, laminate	10	09190V syllabus, connector, straight, 30" deep, wood veneer	49
08854L bola, square, 54" x 54", laminate	10	09315L syllabus, half round, fixed c-leg, 30" x 60", laminate	42
09000L syllabus, rectangular, folding c-leg, 24" x 42", laminate	46	09315V syllabus, half round, fixed c-leg, 30" x 60", wood veneer	45
09000V syllabus, rect., folding c-leg, 24" x 42", wood veneer	47	09505L syllabus, crescent, fixed c-leg, 24" x 36", laminate	42
09005L syllabus, rect., fixed c-leg, 24" x 42", laminate	41	09505V syllabus, crescent, fixed c-leg, 24" x 36", wood veneer	45
09005V syllabus, rect., fixed c-leg, 24" x 42", wood veneer	44	09515L syllabus, crescent, fixed c-leg, 30" x 36", laminate	42
09010L syllabus, rect., folding c-leg, 24" x 48", laminate	46	09515V syllabus, crescent, fixed c-leg, 30" x 36", wood veneer	45
09010V syllabus, rect., folding c-leg, 24" x 48", wood veneer	47	09605L syllabus, crescent, fixed c-leg, 24" x 48", laminate	42
09015L syllabus, rectangular, fixed c-leg, 24" x 48", laminate	41	09605V syllabus, crescent, fixed c-leg, 24" x 48", wood veneer	45
09015V syllabus, rectangular, fixed c-leg, 24" x 48", wood veneer	44	09615L syllabus, crescent, fixed c-leg, 30" x 48", laminate	42
09020L syllabus, rectangular, folding c-leg, 24" x 60", laminate	46	09615V syllabus, crescent, fixed c-leg, 30" x 48", wood veneer	45
09020V syllabus, rect., folding c-leg, 24" x 60", wood veneer	47	09636 syllabus, jumper, 36"	51

## index by model number

MODEL	page	MODEL	page
09730	51	10310V	60
09742	51	10336L	59
09746	51	10336V	61
09748	51	10370L	59
09760	51	10370V	61
09772	51	10380L	59
09805L	42	10380V	61
09805V	45	10400L	59
09900L	46	10401L	59
09900V	47	10402L	59
09905L	41	10402L	59
09905V	44	10410V	61
09910L	46	10420L	59
09910V	47	10421L	59
09915L	41	10422L	59
09915V	44	10420V	61
09920L	46	10430L	59
09920V	47	10430V	61
09925L	41	10440L	59
09925V	44	10441L	59
09930L	46	10442L	59
09930V	47	10450L	59
09935L	41	10450V	61
09935V	44	10460L	59
09940L	46	10460V	61
09940V	47	10470L	59
09945L	41	10470V	61
09945V	44	10480L	59
09950L	46	10480V	61
09950V	47	10490L	59
09955L	41	10490V	61
09955V	44	10500L	58
09960L	46	10500V	60
09960V	47	10510L	58
09965L	41	10510V	60
09965V	44	10530L	59
09970L	46	10531L	59
09970V	47	10532L	59
09975L	41	10540L	59
09975V	44	10541L	59
10100L	58	10542L	59
10100V	60	10550L	59
10140L	59	10550V	61
10140V	61	10560L	59
10150L	59	10560V	61
10150V	61	10570L	59
10160L	59	10570V	61
10160V	61	10580L	59
10180L	59	10580V	61
10180V	61	10581L	59
10190L	59	10582L	59
10190V	61	10630L	58
10220L	59	10630V	60
10220V	61	10640L	58
10224L	58	10640V	60
10224V	60	10650L	59
10300L	58	10651L	59
10300V	60	10652L	59
10310L	58	10660L	59

## index by model number

88

MODEL	page	MODEL	page
10661L pick-a-top, racetrack, 42" x 84", laminate	59	72016 pick-a-base, steel c-base, 16"	63
10662L pick-a-top, boat, 42" x 84", laminate	59	72018 pick-a-base, steel t-base, 18"	63
10670L pick-a-top, rectangular, 42" x 96", laminate	59	72020 pick-a-base, steel c-base, 20"	63
10671L pick-a-top, racetrack, 42" x 96", laminate	59	72022 pick-a-base, steel t-base, 22"	63
10672L pick-a-top, boat, 42" x 96", laminate	59	72026 pick-a-base, steel t-base, 26"	63
10690L pick-a-top, round, 48" diameter, laminate	58	76022 pick-a-base, steel x-base, 22" x 22"	63
10690V pick-a-top, round, 48" diameter, wood veneer	60	76026 pick-a-base, steel x-base, 26" x 26"	63
10700L pick-a-top, square, 48" x 48", laminate	58	76032 pick-a-base, steel x-base, 32" x 32"	63
10700V pick-a-top, square, 48" x 48", wood veneer	60	76036 pick-a-base, steel x-base, 36" x 36"	63
10754L pick-a-top, square, 54" x 54", laminate	58	76422 pick-a-base, steel x-base, café height, 22" x 22"	63
10760L pick-a-top, square, 60" x 60", laminate	58	76426 pick-a-base, steel x-base, café height, 26" x 26"	63
10790L pick-a-top, round, 60" diameter, laminate	58	76432 pick-a-base, steel x-base, café height, 32" x 32"	63
10854L pick-a-top, round, 54" diameter, laminate	58	77018 pick-a-base, steel drum, 18"	63
45130L bola for children, square, 24" x 24", junior, laminate	14	77024 pick-a-base, steel drum, 24"	63
45138L bola for children, square, 24" x 24", baby, laminate	14	78022 pick-a-base, cast iron pedestal, 22" hobnail disc	63
45150L bola for children, rectangular, 24" x 42", junior, laminate	13	78030 pick-a-base, cast iron pedestal, 30" hobnail disc	63
45154L bola for children, rectangular, 24" x 42", teen, laminate	13	78422 pick-a-base, cast iron pedestal, 22" hobnail disc, café ht.	63
45158L bola for children, rectangular, 24" x 42", baby, laminate	13	91017 pick-a-base, steel pedestal, 17" disc round	62
45300L bola for children, round, 30" diameter, junior, laminate	14	91022 pick-a-base, steel pedestal, 22" disc round	62
45308L bola for children, round, 30" diameter, baby, laminate	14	91025 pick-a-base, steel pedestal, 25" disc round	62
45310L bola for children, square, 30" x 30", junior, laminate	14	91028 pick-a-base, steel pedestal, 28" disc round	62
45314L bola for children, square, 30" x 30", teen, laminate	14	91031 pick-a-base, steel pedestal, 32" disc round	62
45318L bola for children, square, 30" x 30", baby, laminate	14	91118 pick-a-base, steel pedestal, 18" disc square	62
45370L bola for children, rectangular, 30" x 42", junior, laminate	13	91123 pick-a-base, steel pedestal, 23" disc square	62
45374L bola for children, rectangular, 30" x 42", teen, laminate	13	91127 pick-a-base, steel pedestal, 27" disc square	62
45378L bola for children, rectangular, 30" x 42", baby, laminate	13	91217 pick-a-base, steel pedestal, 17" wave round	62
45380L bola for children, rectangular, 30" x 48", junior, laminate	13	91222 pick-a-base, steel pedestal, 22" wave round	62
45384L bola for children, rectangular, 30" x 48", teen, laminate	13	91225 pick-a-base, steel pedestal, 25" wave round	62
45388L bola for children, rectangular, 30" x 48", baby, laminate	13	91228 pick-a-base, steel pedestal, 28" wave round	62
45410L bola for children, rectangular, 30" x 60", junior, laminate	13	91231 pick-a-base, steel pedestal, 32" wave round	62
45414L bola for children, rectangular, 30" x 60", teen, laminate	13	91318 pick-a-base, steel pedestal, 18" wave square	62
45418L bola for children, rectangular, 30" x 60", baby, laminate	13	91323 pick-a-base, steel pedestal, 23" wave square	62
45500L bola for children, round, 36" diameter, junior, laminate	14	91327 pick-a-base, steel pedestal, 27" wave square	62
45504L bola for children, round, 36" diameter, teen, laminate	14	92318 pick-a-base, steel pedestal, 18" wave square, café ht.	62
45508L bola for children, round, 36" diameter, baby, laminate	14	92017 pick-a-base, steel pedestal, 17" disc round, café ht.	62
45510L bola for children, square, 36" x 36", junior, laminate	14	92022 pick-a-base, cast iron pedestal, 22" fluted disc	63
45514L bola for children, square, 36" x 36", teen, laminate	14	92030 pick-a-base, cast iron pedestal, 28" fluted disc	63
45518L bola for children, square, 36" x 36", baby, laminate	14	92042 pick-a-base, cast iron pedestal, 22" fluted disc, café ht.	63
45550L bola for children, rectangular, 36" x 48", junior, laminate	13	92118 pick-a-base, steel pedestal, 18" disc square, café ht.	62
45554L bola for children, rectangular, 36" x 48", teen, laminate	13	92123 pick-a-base, steel pedestal, 23" disc square, café ht.	62
45558L bola for children, rectangular, 36" x 48", baby, laminate	13	92217 pick-a-base, steel pedestal, 17" wave round, café ht.	62
45570L bola for children, rectangular, 36" x 60", junior, laminate	13	92222 pick-a-base, cast iron t-base, 22" flat	63
45574L bola for children, rectangular, 36" x 60", teen, laminate	13	92224 pick-a-base, cast iron t-base, 24" tapered	63
45578L bola for children, rectangular, 36" x 60", baby, laminate	13	92323 pick-a-base, steel pedestal, 23" wave square, café ht.	63
45630L bola for children, round, 42" diameter, junior, laminate	14	92422 pick-a-base, cast iron x-base, 22" x 22" flat	63
45634L bola for children, round, 42" diameter, teen, laminate	14	92424 pick-a-base, cast iron x-base, 24" x 24" tapered	63
45638L bola for children, round, 42" diameter, baby, laminate	14	92430 pick-a-base, cast iron x-base, 30" x 30" flat	63
45640L bola for children, square, 42" x 42", junior, laminate	14	92432 pick-a-base, cast iron x-base, 32" x 32" tapered	63
45644L bola for children, square, 42" x 42", teen, laminate	14	93022 pick-a-base, steel pedestal, 22" disc round, café ht.	63
45648L bola for children, square, 42" x 42", baby, laminate	14	93222 pick-a-base, steel pedestal, 22" wave round, café ht.	63
45690L bola for children, round, 48" diameter, junior, laminate	14		
45694L bola for children, round, 48" diameter, teen, laminate	14		
45698L bola for children, round, 48" diameter, baby, laminate	14		
45700L bola for children, square, 48" x 48", junior, laminate	14		
45704L bola for children, square, 48" x 48", teen, laminate	14		
45706L bola for children, square, 48" x 48", baby, laminate	14		
45770L bola for children, round, 54" diameter, junior, laminate	14		
45774L bola for children, round, 54" diameter, teen, laminate	14		
45778L bola for children, round, 54" diameter, baby, laminate	14		



**fixtures**furniture

**fixturesfurniture.com** 1642 Crystal Ave. Kansas City, MO 64126 800/821-3500 t 816/245-5884 f

**showrooms** 222 Merchandise Mart, Suite 11-100 **Chicago**, IL 60654  
150 E. 58th St. 11th floor **New York**, NY 10155 212/688-0044 t 212/688-9877 f



# fixturesfurniture

**dewey** price guide supplement **2009**

## Patterns and Flow

Create a flexible classroom. Find solutions through conversation. Gain inspiration by moving about to see what others are doing. Circle around for presentations and group debates. Then square up for a pop quiz. Easy with dewey.



# dewey **contents**

<b>TABLE</b>	4-7
T-leg	
C-leg	
X-base	
power & accessories	8-9
<b>HELPDESK</b>	10-11
helpdesk with cabinet	
open helpdesk	
<b>LECTERN</b>	12-13
lectern	
buddy	
<b>MEDIA CABINET</b>	14-15
<b>BOOKCASE</b>	16-17
<b>BENCH</b>	18-19
<b>FINISHES</b>	20
<b>HOW TO ORDER</b>	21
<b>TERMS &amp; CONDITIONS</b>	22-23



T-LEG



C-LEG



X-BASE

## dewey tables

4

clean, modernist design that's all about supporting learning

### DESIGN

by Joey Ruiter

### STANDARDS

Meets or exceeds applicable ANSI/BIFMA durability and safety standards.

### CONSTRUCTION

**STANDARD TABLE TOPS:** 1 1/8" thick high pressure laminate, particle board core, edged and backed with moisture-resistant coverings to form a completely sealed outside surface. 60" and 72" tables have steel support channel to promote level worksurface.

**EDGES:** 2mm ABS edgeband (PVC-free); optional urethane edge on all sides.

**LEG OPTIONS:** C and T-legs available at fixed or pin-set adjustable heights; X-base available at seated and café height.

**CASTERS:** locking 60"mm dual wheel. Components: P04 charcoal outer, P03 cool grey inner.

**GLIDES:** adjust 3/4" for uneven floors

### MODESTY PANEL:

**ALUMINUM FRAME:** attached to table legs, the high pressure laminate or optional frosted acrylic in-fill is framed with extruded aluminum. Available on C-legs only. 12" height with 3.5" gap between worksurface and modesty panel.

**WORKSURFACE MOUNTED:** Laminate modesty panel with 2mm PVC-free edgeband and 3 steel mounting plates that fasten to under side of work surface. Panel is 11" high and hangs 3/4" below work surface. Available for both C and T leg tables. See power/accessories section for details.



**GROMMETS:** two grommets, installed at rear-left and right. Available as an option on tables larger than 36".

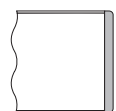
**FLIP-UP POWER:** available as an option and installed in the rear-center of the worksurface. Power unit flips up to reveal two power receptacles and two data ports. Includes a 72" cord and a 15 amp plug.

**WIRE MANAGEMENT TROUGH:** a straight forward approach. Low-profile black plastic trough with an adhesive back that mounts to underside of worksurface.

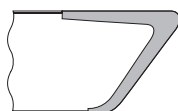
### SHIPPING

tables are shipped knocked down. Table tops are pre-drilled for easy assembly to legs. Legs shipped assembled.

### EDGE PROFILES

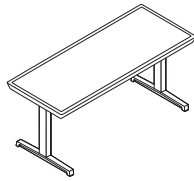


2MM EDGEBAND



URETHANE EDGE

# dewey table fixed t-leg



RECTANGULAR T-LEG				MODEL #	2MM EDGE	URETHANE EDGE
D 20"	L 36"	OH 29"	WT 40 lb	LNTR2036TB	\$598	\$698
D 20"	L 48"	OH 29"	WT 49 lb	LNTR2048TB	\$646	\$746
D 20"	L 60"	OH 29"	WT 58 lb	LNTR2060TB	\$740	\$840
D 20"	L 72"	OH 29"	WT 67 lb	LNTR2072TB	\$754	\$854
D 24"	L 36"	OH 29"	WT 46 lb	LNTR2436TB	\$622	\$722
D 24"	L 48"	OH 29"	WT 55 lb	LNTR2448TB	\$672	\$772
D 24"	L 60"	OH 29"	WT 64 lb	LNTR2460TB	\$770	\$870
D 24"	L 72"	OH 29"	WT 73 lb	LNTR2472TB	\$784	\$884
D 27"	L 36"	OH 29"	WT 52 lb	LNTR2736TB	\$647	\$747
D 27"	L 48"	OH 29"	WT 61 lb	LNTR2748TB	\$699	\$799
D 27"	L 60"	OH 29"	WT 70 lb	LNTR2760TB	\$755	\$855
D 27"	L 72"	OH 29"	WT 87 lb	LNTR2772TB	\$815	\$915

**SPECIFICATIONS** how to order, see page 21

**EXAMPLE:**

LNTR2060TB	\$840
E06 satin silver	+ \$00
L01 chalk white	+ \$00
LD solid urethane edge	+ \$00
U05 wrought iron	+ \$00
PW flip-up power	+ \$200
CS casters	+ \$30
total = \$1070	

**1: SELECT DEWEY LEG STYLE AND TABLE MODEL #**

list prices are shown

**2: SELECT LEG FINISH**

for all models

E01	black
E02	gunmetal
E06	satin silver

**3: SELECT LAMINATE TOP FINISH**

solid laminate color

L01	chalk white
L02	fashion gray
L03	maritime gray
L04	wrought iron
L05	thunder
L06	grey
L07	smoky white
L08	juarez flower
L09	bittersweet
L10	shadow blue

woodgrain laminate color available with matching edgeband

L11	natural pear
L12	wild cherry
L13	huntington maple
L14	monticello maple
L15	versailles anigre
L16	empire mahogany
L20	bamboo cane*
L21	zebrano*
L22	ebony*

\* not available with matching edgeband select edgeband color

other laminate

L17	specify mfg. name and code number
-----	-----------------------------------

**4: SELECT EDGE PROFILE**

edgeband or urethane edge

MM	2mm edgeband
LD	solid urethane

**5: SELECT EDGE FINISH**

for edgeband, select color

V01	white
V02	dove gray
V03	smoke
V04	black
V05	graphite
V06	stone
V07	off-white

for urethane edge, select color

U01	platinum
U02	stone
U03	smoke
U04	dolphin
U05	wrought iron
U06	black

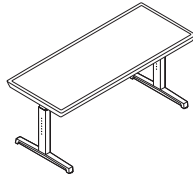
**6: SELECT OPTIONS**

for all models, select as needed; add options prices to table model price

ML	aluminum frame modesty panel, matching laminate	see C-Leg pricing
MA	aluminum frame modesty panel, frosted acrylic in-fill	see C-Leg pricing
GM	grommets	+\$50
PW	flip-up power	+\$200
WM	wire management trough	+\$70
CS	casters	+\$30

Note: Worksurface mounted modesty panel available for either C-Leg or T-Leg tables. Pricing on page 9. Casters, flip-up power, and grommets available on C- and T-Leg tables only.

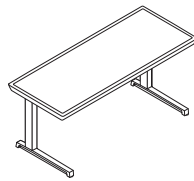
## dewey table pin-height adjustable t-leg



RECTANGULAR T-LEG				MODEL #	2MM EDGE	URETHANE EDGE
D 20"	L 36"	OH 27-33"	WT 42 lb	LNTR2036TP	\$793	\$893
D 20"	L 48"	OH 27-33"	WT 51 lb	LNTR2048TP	\$841	\$941
D 20"	L 60"	OH 27-33"	WT 60 lb	LNTR2060TP	\$935	\$1,035
D 20"	L 72"	OH 27-33"	WT 69 lb	LNTR2072TP	\$949	\$1,049
D 24"	L 36"	OH 27-33"	WT 48 lb	LNTR2436TP	\$817	\$917
D 24"	L 48"	OH 27-33"	WT 57 lb	LNTR2448TP	\$867	\$967
D 24"	L 60"	OH 27-33"	WT 66 lb	LNTR2460TP	\$965	\$1,065
D 24"	L 72"	OH 27-33"	WT 75 lb	LNTR2472TP	\$979	\$1,079
D 27"	L 36"	OH 27-33"	WT 54 lb	LNTR2736TP	\$842	\$942
D 27"	L 48"	OH 27-33"	WT 63 lb	LNTR2748TP	\$894	\$994
D 27"	L 60"	OH 27-33"	WT 72 lb	LNTR2760TP	\$950	\$1,050
D 27"	L 72"	OH 27-33"	WT 89 lb	LNTR2772TP	\$1,010	\$1,110

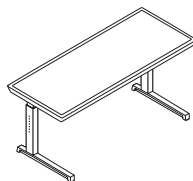
6

## dewey table fixed c-leg



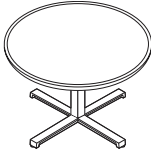
RECTANGULAR C-LEG				MODEL #	2MM EDGE	URETHANE EDGE	ALUMINUM FRAME MODESTY PANEL	
						LAMINATE		ACRYLIC
D 20"	L 36"	OH 29"	WT 40 lb	LNTR2036CB	\$628	\$728	+\$240	+\$310
D 20"	L 48"	OH 29"	WT 49 lb	LNTR2048CB	\$679	\$779	+\$288	+\$358
D 20"	L 60"	OH 29"	WT 58 lb	LNTR2060CB	\$777	\$877	+\$370	+\$455
D 20"	L 72"	OH 29"	WT 67 lb	LNTR2072CB	\$792	\$892	+\$415	+\$485
D 24"	L 36"	OH 29"	WT 46 lb	LNTR2436CB	\$654	\$754	+\$240	+\$310
D 24"	L 48"	OH 29"	WT 55 lb	LNTR2448CB	\$706	\$806	+\$288	+\$358
D 24"	L 60"	OH 29"	WT 64 lb	LNTR2460CB	\$809	\$909	+\$370	+\$455
D 24"	L 72"	OH 29"	WT 73 lb	LNTR2472CB	\$823	\$923	+\$415	+\$485
D 27"	L 36"	OH 29"	WT 52 lb	LNTR2736CB	\$680	\$780	+\$240	+\$310
D 27"	L 48"	OH 29"	WT 61 lb	LNTR2748CB	\$734	\$834	+\$288	+\$358
D 27"	L 60"	OH 29"	WT 70 lb	LNTR2760CB	\$793	\$893	+\$370	+\$455
D 27"	L 72"	OH 29"	WT 87 lb	LNTR2772CB	\$856	\$956	+\$415	+\$485

## dewey table pin-height adjustable c-leg

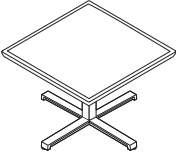


RECTANGULAR C-LEG				MODEL #	2MM EDGE	URETHANE EDGE	ALUMINUM FRAME MODESTY PANEL	
						LAMINATE		ACRYLIC
D 20"	L 36"	OH 27-33"	WT 42 lb	LNTR2036CP	\$833	\$933	+\$240	+\$310
D 20"	L 48"	OH 27-33"	WT 51 lb	LNTR2048CP	\$883	\$983	+\$288	+\$358
D 20"	L 60"	OH 27-33"	WT 60 lb	LNTR2060CP	\$982	\$1,082	+\$370	+\$455
D 20"	L 72"	OH 27-33"	WT 69 lb	LNTR2072CP	\$996	\$1,096	+\$415	+\$485
D 24"	L 36"	OH 27-33"	WT 48 lb	LNTR2436CP	\$858	\$958	+\$240	+\$310
D 24"	L 48"	OH 27-33"	WT 57 lb	LNTR2448CP	\$911	\$1,011	+\$288	+\$358
D 24"	L 60"	OH 27-33"	WT 66 lb	LNTR2460CP	\$1,014	\$1,114	+\$370	+\$455
D 24"	L 72"	OH 27-33"	WT 75 lb	LNTR2472CP	\$1,028	\$1,128	+\$415	+\$485
D 27"	L 36"	OH 27-33"	WT 54 lb	LNTR2736CP	\$884	\$984	+\$240	+\$310
D 27"	L 48"	OH 27-33"	WT 63 lb	LNTR2748CP	\$939	\$1,039	+\$288	+\$358
D 27"	L 60"	OH 27-33"	WT 72 lb	LNTR2760CP	\$998	\$1,098	+\$370	+\$455
D 27"	L 72"	OH 27-33"	WT 89 lb	LNTR2772CP	\$1,061	\$1,161	+\$415	+\$485

dewey table x-base

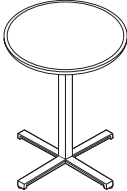


ROUND X-BASE			MODEL #	2MM EDGE	URETHANE EDGE
R 27"	OH 29"	WT 42 lb	LNTRND27XB	\$733	\$833
R 36"	OH 29"	WT 59 lb	LNTRND36XB	\$793	\$893
R 42"	OH 29"	WT 71 lb	LNTRND42XB	\$900	\$1,000
R 48"	OH 29"	WT 84 lb	LNTRND48XB	\$990	\$1,090

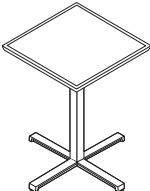


SQUARE X-BASE					
D&L 27"	OH 29"	WT 47 lb	LNTSQ27XB	\$733	\$833
D&L 36"	OH 29"	WT 68 lb	LNTSQ36XB	\$793	\$893
D&L 42"	OH 29"	WT 83 lb	LNTSQ42XB	\$900	\$1000

dewey table café height x-base



ROUND X-BASE			MODEL #	2MM EDGE	URETHANE EDGE
R 27"	OH 42"	WT 44 lb	LNTRND27XC	\$763	\$863
R 36"	OH 42"	WT 62 lb	LNTRND36XC	\$823	\$923
R 42"	OH 42"	WT 75 lb	LNTRND42XC	\$930	\$1,060
R 48"	OH 42"	WT 87 lb	LNTRND48XC	\$990	\$1,120



SQUARE X-BASE					
D&L 27"	OH 42"	WT 51 lb	LNTSQ27XC	\$763	\$863
D&L 36"	OH 42"	WT 72 lb	LNTSQ36XC	\$823	\$923
D&L 42"	OH 42"	WT 87 lb	LNTSQ42XC	\$930	\$1,030

## dewey power & accessories



8

dewey tables are available with optional power technology and accessories that support the new learning style.

### POWER DISTRIBUTION

**Wire Management Trough:** a straight forward approach. Low-profile plastic trough that attaches to underside of worksurface. Pricing in tables section under Select Options.

**Power Data Trough:** extruded aluminum trough mounts to underside of worksurface with 2 brackets providing integrated wire management with power and data access. Trough includes 4 power outlets, two per side, as well as data outlets

- Exterior faceplate design by Joey Ruitter provides clean, modernist aesthetic.
- Optional metal enclosure panel fastens to trough, providing tamper proof solution.
- Simple power to power jumper connects tables to single power infeed
- Non-sequential plug and play functionality
- Available in one or two circuit power.
- Extends full length of table

**Flip Up Power:** installed in rear-center of the worksurface. Power unit flips up to reveal two power receptacles and two data ports. Comes with 72" cord that can plug into wire management trough or 15 amp outlet. Pricing and model number in tables section under Select Options.

### Power infeed and circuit options:

- **Hardwire to Wall:** for one and two circuit. Provides traditional access to the building power source at the wall or floor. Power entry must be installed by licensed electrician. UL listed.
- **Modular, rotating power entry:** for one and two circuit. True plug and play power. Replaces wall-mounted electrical outlet with power component. Jumper delivers power to table by connecting to power entry. Power entry must be installed by licensed electrician. UL listed.
- **20-amp infeed:** for one circuit ONLY. Allows power data trough to be connected to 20-amp wall or floor mounted plug for true plug and play capability. UL recognized.

Note: one circuit recommended for up to 5 tables. Two circuit recommended for up to 10 tables. Flat bracket for ganging recommended.

### ACCESSORIES

**Aluminum Frame Modesty Panel:** attached to table legs, the high pressure laminate or optional frosted acrylic in-fill is framed with extruded aluminum. 12" height with 3.5" gap between worksurface and modesty panel. Available on C-legs only. See page 4 , C-Leg pricing.

**Worksurface Mounted Modesty Panel:** Laminate modesty panel with 2mm PVC free edgeband and 3 steel mounting plates that fasten to under side of worksurface. Panel is 11" high and hangs 3/4" below worksurface. Available for both C and T leg tables.

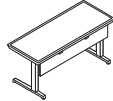
**Cable keeper:** small, durable, Velcro nylon strap for wire management. Metal eyelet allows cable keeper to be mounted on underside of the worksurface or alongside table leg. Comes in packs of 12, standard in grey.

**Floor mounting kit:** for use with glides on any product, allows permanent floor mounting without damage. Use for tiered floor environments or to keep furniture stationary. Includes 4 brackets and hardware to mount to concrete.

**Flat Bracket for Ganging:** attaches to under side of worksurface, to connect tables. Recommended for connecting powered tables.

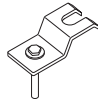
**worksurface mounted modesty panel**

LNMODP36	36"
LNMODP48	48"
LNMODP60	60"
LNMODP72	72"



**accessories**

LNACCPMB	floor mounting kit, pkg of 4
LNACCK	cable keeper
LNACCTG	flat bracket for ganging



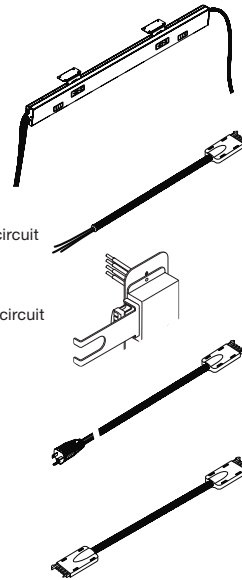
**power data trough**  
See chart below

**power connection**  
LNPWRBHDW  
72" hardwire infeed, one and two circuit

**LNPWR1BROT**  
rotating power entry, one and two circuit

**LNPWR1BREP**  
72" 20-amp outlet power infeed, 1-circuit only

**power jumpers**  
LNPWRP2P 18" jumper, connects power/data troughs  
LNPWRJ48 48" jumper  
LNPWRJ72 72" jumper



SPECIFICATIONS how to order, see page 21																																																																																																																																																		
<p><input type="checkbox"/> <b>SELECT MODESTY PANEL</b> modesty panel, select length</p> <table border="0"> <tr> <td>LNMODP36</td> <td>36"</td> <td>\$195</td> </tr> <tr> <td>LNMODP48</td> <td>48"</td> <td>\$215</td> </tr> <tr> <td>LNMODP60</td> <td>60"</td> <td>\$235</td> </tr> <tr> <td>LNMODP72</td> <td>72"</td> <td>\$255</td> </tr> </table> <p><input type="checkbox"/> <b>SELECT MODESTY PANEL BRACKET FINISHES</b> for all modesty panels, select metal</p> <table border="0"> <tr> <td>E01</td> <td>black</td> </tr> <tr> <td>E02</td> <td>gunmetal</td> </tr> <tr> <td>E06</td> <td>satın silver</td> </tr> </table> <p><input type="checkbox"/> <b>SELECT MODESTY PANEL LAMINATE FINISHES</b> solid laminate color</p> <table border="0"> <tr><td>L01</td><td>chalk white</td></tr> <tr><td>L02</td><td>fashion gray</td></tr> <tr><td>L03</td><td>maritime gray</td></tr> <tr><td>L04</td><td>wrought iron</td></tr> <tr><td>L05</td><td>thunder</td></tr> <tr><td>L06</td><td>grey</td></tr> <tr><td>L07</td><td>smoky white</td></tr> <tr><td>L08</td><td>juarez flower</td></tr> <tr><td>L09</td><td>bittersweet</td></tr> <tr><td>L10</td><td>shadow blue</td></tr> </table> <p>woodgrain laminate color available with matching edgeband</p> <table border="0"> <tr><td>L11</td><td>natural pear</td></tr> <tr><td>L12</td><td>wild cherry</td></tr> <tr><td>L13</td><td>huntington maple</td></tr> <tr><td>L14</td><td>monticello maple</td></tr> <tr><td>L15</td><td>versailles anigre</td></tr> <tr><td>L16</td><td>empire mahogany</td></tr> <tr><td>L20</td><td>bamboo cane*</td></tr> <tr><td>L21</td><td>zebrano*</td></tr> <tr><td>L22</td><td>ebony*</td></tr> </table> <p>* not available with matching edgeband select edgeband color</p> <p><b>customers own laminate</b></p> <table border="0"> <tr> <td>L17</td> <td>specify mfg. name and code number; refer to page 20 for details</td> </tr> </table>	LNMODP36	36"	\$195	LNMODP48	48"	\$215	LNMODP60	60"	\$235	LNMODP72	72"	\$255	E01	black	E02	gunmetal	E06	satın silver	L01	chalk white	L02	fashion gray	L03	maritime gray	L04	wrought iron	L05	thunder	L06	grey	L07	smoky white	L08	juarez flower	L09	bittersweet	L10	shadow blue	L11	natural pear	L12	wild cherry	L13	huntington maple	L14	monticello maple	L15	versailles anigre	L16	empire mahogany	L20	bamboo cane*	L21	zebrano*	L22	ebony*	L17	specify mfg. name and code number; refer to page 20 for details	<p><input type="checkbox"/> <b>SELECT MODESTY PANEL EDGE FINISH</b> for vinyl edges, select color</p> <table border="0"> <tr><td>V01</td><td>white</td></tr> <tr><td>V02</td><td>dove gray</td></tr> <tr><td>V03</td><td>smoke</td></tr> <tr><td>V04</td><td>black</td></tr> <tr><td>V05</td><td>graphite</td></tr> <tr><td>V06</td><td>stone</td></tr> <tr><td>V07</td><td>off-white</td></tr> </table> <p><input type="checkbox"/> <b>POWER DATA TROUGH WITH OPEN BACK</b></p> <table border="0"> <tr><td>LNPWR136</td><td>1 circuit system, 36"</td><td>\$375</td></tr> <tr><td>LNPWR148</td><td>1 circuit system, 48"</td><td>\$395</td></tr> <tr><td>LNPWR160</td><td>1 circuit system, 60"</td><td>\$425</td></tr> <tr><td>LNPWR172</td><td>1 circuit system, 72"</td><td>\$475</td></tr> <tr><td>LNPWR236</td><td>2 circuit system, 36"</td><td>\$400</td></tr> <tr><td>LNPWR248</td><td>2 circuit system, 48"</td><td>\$420</td></tr> <tr><td>LNPWR260</td><td>2 circuit system, 60"</td><td>\$450</td></tr> <tr><td>LNPWR272</td><td>2 circuit system, 72"</td><td>\$500</td></tr> </table> <p><input type="checkbox"/> <b>POWER DATA ENCLOSED</b></p> <table border="0"> <tr><td>LNPWR136E</td><td>1 circuit system, 36"</td><td>\$470</td></tr> <tr><td>LNPWR148E</td><td>1 circuit system, 48"</td><td>\$490</td></tr> <tr><td>LNPWR160E</td><td>1 circuit system, 60"</td><td>\$520</td></tr> <tr><td>LNPWR172E</td><td>1 circuit system, 72"</td><td>\$570</td></tr> <tr><td>LNPWR236E</td><td>2 circuit system, 36"</td><td>\$495</td></tr> <tr><td>LNPWR248E</td><td>2 circuit system, 48"</td><td>\$515</td></tr> <tr><td>LNPWR260E</td><td>2 circuit system, 60"</td><td>\$545</td></tr> <tr><td>LNPWR272E</td><td>2 circuit system, 72"</td><td>\$595</td></tr> </table> <p><input type="checkbox"/> <b>POWER DATA TROUGH PAINT FINISHES</b> for all wire management, select metal</p> <table border="0"> <tr><td>E01</td><td>black</td></tr> <tr><td>E02</td><td>gunmetal</td></tr> <tr><td>E06</td><td>satın silver</td></tr> </table>	V01	white	V02	dove gray	V03	smoke	V04	black	V05	graphite	V06	stone	V07	off-white	LNPWR136	1 circuit system, 36"	\$375	LNPWR148	1 circuit system, 48"	\$395	LNPWR160	1 circuit system, 60"	\$425	LNPWR172	1 circuit system, 72"	\$475	LNPWR236	2 circuit system, 36"	\$400	LNPWR248	2 circuit system, 48"	\$420	LNPWR260	2 circuit system, 60"	\$450	LNPWR272	2 circuit system, 72"	\$500	LNPWR136E	1 circuit system, 36"	\$470	LNPWR148E	1 circuit system, 48"	\$490	LNPWR160E	1 circuit system, 60"	\$520	LNPWR172E	1 circuit system, 72"	\$570	LNPWR236E	2 circuit system, 36"	\$495	LNPWR248E	2 circuit system, 48"	\$515	LNPWR260E	2 circuit system, 60"	\$545	LNPWR272E	2 circuit system, 72"	\$595	E01	black	E02	gunmetal	E06	satın silver	<p><input type="checkbox"/> <b>POWER CONNECTION</b></p> <table border="0"> <tr> <td>LNPWRBHDW 72" hardwire infeed one and two circuit</td> <td>\$125</td> </tr> <tr> <td>LNPWR1BROT rotating power entry one and two circuit</td> <td>\$75</td> </tr> <tr> <td>LNPWR1BREP 72" 20-amp outlet power infeed, 1-circuit only</td> <td>\$200</td> </tr> </table> <p><b>Power Jumpers</b></p> <table border="0"> <tr> <td>LNPWRP2P 18" jumper, connects power/data troughs</td> <td>\$60</td> </tr> <tr> <td>LNPWRJ48 48" jumper</td> <td>\$75</td> </tr> <tr> <td>LNPWRJ72 72" jumper</td> <td>\$95</td> </tr> </table> <p><input type="checkbox"/> <b>ACCESSORIES</b></p> <table border="0"> <tr> <td>LNACCPMB permanent mount kit, pkg of 4</td> <td>\$30</td> </tr> <tr> <td>LNACCTG flat bracket for ganging</td> <td>\$20</td> </tr> <tr> <td>LNACCK cable keeper</td> <td>\$30</td> </tr> </table>	LNPWRBHDW 72" hardwire infeed one and two circuit	\$125	LNPWR1BROT rotating power entry one and two circuit	\$75	LNPWR1BREP 72" 20-amp outlet power infeed, 1-circuit only	\$200	LNPWRP2P 18" jumper, connects power/data troughs	\$60	LNPWRJ48 48" jumper	\$75	LNPWRJ72 72" jumper	\$95	LNACCPMB permanent mount kit, pkg of 4	\$30	LNACCTG flat bracket for ganging	\$20	LNACCK cable keeper	\$30
LNMODP36	36"	\$195																																																																																																																																																
LNMODP48	48"	\$215																																																																																																																																																
LNMODP60	60"	\$235																																																																																																																																																
LNMODP72	72"	\$255																																																																																																																																																
E01	black																																																																																																																																																	
E02	gunmetal																																																																																																																																																	
E06	satın silver																																																																																																																																																	
L01	chalk white																																																																																																																																																	
L02	fashion gray																																																																																																																																																	
L03	maritime gray																																																																																																																																																	
L04	wrought iron																																																																																																																																																	
L05	thunder																																																																																																																																																	
L06	grey																																																																																																																																																	
L07	smoky white																																																																																																																																																	
L08	juarez flower																																																																																																																																																	
L09	bittersweet																																																																																																																																																	
L10	shadow blue																																																																																																																																																	
L11	natural pear																																																																																																																																																	
L12	wild cherry																																																																																																																																																	
L13	huntington maple																																																																																																																																																	
L14	monticello maple																																																																																																																																																	
L15	versailles anigre																																																																																																																																																	
L16	empire mahogany																																																																																																																																																	
L20	bamboo cane*																																																																																																																																																	
L21	zebrano*																																																																																																																																																	
L22	ebony*																																																																																																																																																	
L17	specify mfg. name and code number; refer to page 20 for details																																																																																																																																																	
V01	white																																																																																																																																																	
V02	dove gray																																																																																																																																																	
V03	smoke																																																																																																																																																	
V04	black																																																																																																																																																	
V05	graphite																																																																																																																																																	
V06	stone																																																																																																																																																	
V07	off-white																																																																																																																																																	
LNPWR136	1 circuit system, 36"	\$375																																																																																																																																																
LNPWR148	1 circuit system, 48"	\$395																																																																																																																																																
LNPWR160	1 circuit system, 60"	\$425																																																																																																																																																
LNPWR172	1 circuit system, 72"	\$475																																																																																																																																																
LNPWR236	2 circuit system, 36"	\$400																																																																																																																																																
LNPWR248	2 circuit system, 48"	\$420																																																																																																																																																
LNPWR260	2 circuit system, 60"	\$450																																																																																																																																																
LNPWR272	2 circuit system, 72"	\$500																																																																																																																																																
LNPWR136E	1 circuit system, 36"	\$470																																																																																																																																																
LNPWR148E	1 circuit system, 48"	\$490																																																																																																																																																
LNPWR160E	1 circuit system, 60"	\$520																																																																																																																																																
LNPWR172E	1 circuit system, 72"	\$570																																																																																																																																																
LNPWR236E	2 circuit system, 36"	\$495																																																																																																																																																
LNPWR248E	2 circuit system, 48"	\$515																																																																																																																																																
LNPWR260E	2 circuit system, 60"	\$545																																																																																																																																																
LNPWR272E	2 circuit system, 72"	\$595																																																																																																																																																
E01	black																																																																																																																																																	
E02	gunmetal																																																																																																																																																	
E06	satın silver																																																																																																																																																	
LNPWRBHDW 72" hardwire infeed one and two circuit	\$125																																																																																																																																																	
LNPWR1BROT rotating power entry one and two circuit	\$75																																																																																																																																																	
LNPWR1BREP 72" 20-amp outlet power infeed, 1-circuit only	\$200																																																																																																																																																	
LNPWRP2P 18" jumper, connects power/data troughs	\$60																																																																																																																																																	
LNPWRJ48 48" jumper	\$75																																																																																																																																																	
LNPWRJ72 72" jumper	\$95																																																																																																																																																	
LNACCPMB permanent mount kit, pkg of 4	\$30																																																																																																																																																	
LNACCTG flat bracket for ganging	\$20																																																																																																																																																	
LNACCK cable keeper	\$30																																																																																																																																																	



HELPDESK



HELPDESK WITH CABINETS

## dewey helpdesk

10

approachable and mobile, a starting or ending point for learning

### DESIGN

by Joey Ruiter

### STANDARDS

Meets or exceeds applicable ANSI/BIFMA durability and safety standards.

### CONSTRUCTION

**WORKSURFACE:** 1 1/8" thick, particle board core, edged and backed with moisture-resistant coverings to form a completely sealed outside surface. Standard high pressure laminate top with soft or solid urethane molded edges on all sides.

**LEG:** aluminum extruded leg with cast aluminum foot. Standard with pin-height adjustable leg, 39"-46", for built in flexibility.

**GROMMETS:** two grommets are standard for cable management. Molded urethane matches edge color. Grommets are integrated within worksurface.

**EDGES:** molded urethane edge on all sides, available in soft or solid. Tip: suggested applications for soft urethane are professional or light use applications. Solid urethane is recommended for high use applications.

**FLIP-UP POWER/DATA:** standard with worksurface mounted flip-up power/data hub. Anodized silver aluminum finish. Includes two power outlets and 5 USB ports (1- USB B input, 4 USB A outputs) with 120" power cord with three-prong plug.

**CASTERS:** standard locking 60mm dual wheel. Components: P04 charcoal outer, P03 cool grey inner.

**GLIDES:** adjust 3/4" for uneven floors

**ALUMINUM FRAME SLIDING MODESTY PANEL:** extruded aluminum frame with laminate or frosted acrylic in-fill material. Sliding modesty panel provides rear access to cabinets and ships standard with a lock.

### OPTIONS

**IPOD AND IPHONE DOCKING STATION:** worksurface mounted power with ipod docking station. Includes two power outlets with ipod docking station that charges and syncs with the latest generation ipods without need for adaptors.

**LEG OPTIONS:** electric height adjustable leg, 39-46". Easy push button control, plugs into 15-amp outlet.

**CABINETS:** optional locking small and/or large cabinets. Mortise and tenon construction; 5/8" melamine case with matching 0.5 mm ABS edgeband; Doors are 9/16" particle board core with high pressure laminate and 2mm ABS edgeband, that matches cabinet case color. Standard with grommets within case for wire management.

**SMALL CABINET:** standard with one adjustable shelf. Outside dimensions: 10"l x 18"d x 30"h. Inside dimensions: 8.625"l x 17.375" d x 28.85"h.

**LARGE CABINET:** standard with one adjustable shelf. Outside dimensions: 20.375"l x 18" d x 30" h. Inside dimensions: 19.125"l x 17.375" d x 28.85" h. 2 large cabinets cannot be configured on one helpdesk.

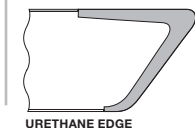
**LARGE CABINET WITH TECH RACK:** 19" wide technology racks accommodate audio/ visual equipment. Backside of cabinet is open to provide access to racked technology. Inside dimensions: 19.125"w x 17.375"d x 39.5"h.

**LOCK:** locks on cabinets are keyed alike.

### SHIPPING

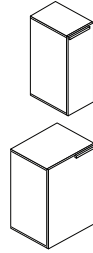
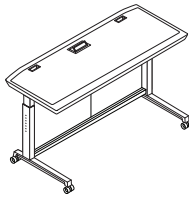
ships assembled on a skid with corner guards and shrink wrap. Cabinets will be individually wrapped and placed on skid between helpdesk legs.

### EDGE PROFILE



URETHANE EDGE





HELPDESK	MODEL #	LIST
D 30" L 60" OH 39-46" WT 115 lb	LND3060	\$2,350 with pin height adjustment
D 30" L 60" OH 39-46" WT 123 lb	LND3060EH	\$3,350 with electric height adjustment
D 30" L 72" OH 39-46" WT 132 lb	LND3072	\$2,685 with pin height adjustment
D 30" L 72" OH 39-46" WT 140 lb	LND3072EH	\$3,685 with electric height adjustment

**HELPDESK STORAGE CABINETS**

D 18" L 10" OH 30" WT 40 lb	SM	\$360	small cabinet
D 18" L 20" OH 30" WT 60 lb	LG	\$460	large cabinet
D 18" L 20" OH 30" WT 60 lb	RK	\$640	large cabinet with tech rack

**SPECIFICATIONS** how to order, see page 21

<p><b>EXAMPLE:</b></p> <table border="0"> <tr> <td>LND3060</td> <td>\$2,350</td> </tr> <tr> <td>E06 satin silver</td> <td>+ \$00</td> </tr> <tr> <td>L01 chalk white</td> <td>+ \$00</td> </tr> <tr> <td>SF soft urethane edge</td> <td>+ \$00</td> </tr> <tr> <td>U03 smoke</td> <td>+ \$00</td> </tr> <tr> <td>M04 maritime grey</td> <td>+ \$00</td> </tr> <tr> <td>SM small cabinet</td> <td>+ \$360</td> </tr> <tr> <td>LG large cabinet</td> <td>+ \$460</td> </tr> <tr> <td>PI flip-up power with ipod dock</td> <td>+ \$100</td> </tr> <tr> <td>GL glide option</td> <td>+ \$00</td> </tr> <tr> <td colspan="2" style="text-align: right;">total = \$ 3,270</td> </tr> </table> <p><input type="checkbox"/> <b>1: SELECT HELPDESK MODEL #</b></p> <p>prices shown are list</p> <p><input type="checkbox"/> <b>2: SELECT LEG FINISH</b></p> <p>for all models, select metal</p> <table border="0"> <tr> <td>E01</td> <td>black</td> </tr> <tr> <td>E02</td> <td>gunmetal</td> </tr> <tr> <td>E06</td> <td>satin silver</td> </tr> </table>	LND3060	\$2,350	E06 satin silver	+ \$00	L01 chalk white	+ \$00	SF soft urethane edge	+ \$00	U03 smoke	+ \$00	M04 maritime grey	+ \$00	SM small cabinet	+ \$360	LG large cabinet	+ \$460	PI flip-up power with ipod dock	+ \$100	GL glide option	+ \$00	total = \$ 3,270		E01	black	E02	gunmetal	E06	satin silver	<p><input type="checkbox"/> <b>3: SELECT TOP/MODESTY PANEL/ CABINET FACE LAMINATE FINISH</b></p> <p>solid laminate color</p> <table border="0"> <tr><td>L01</td><td>chalk white</td></tr> <tr><td>L02</td><td>fashion gray</td></tr> <tr><td>L03</td><td>maritime gray</td></tr> <tr><td>L04</td><td>wrought iron</td></tr> <tr><td>L05</td><td>thunder</td></tr> <tr><td>L06</td><td>grey</td></tr> <tr><td>L07</td><td>smoky white</td></tr> <tr><td>L08</td><td>juarez flower</td></tr> <tr><td>L09</td><td>bittersweet</td></tr> <tr><td>L10</td><td>shadow blue</td></tr> </table> <p>horizontal woodgrain laminate color</p> <table border="0"> <tr><td>L11</td><td>natural pear</td></tr> <tr><td>L12</td><td>wild cherry</td></tr> <tr><td>L13</td><td>huntington maple</td></tr> <tr><td>L14</td><td>monticello maple</td></tr> <tr><td>L15</td><td>versailles anigre</td></tr> <tr><td>L16</td><td>empire mahogany</td></tr> <tr><td>L20</td><td>bamboo cane</td></tr> <tr><td>L21</td><td>zebrano</td></tr> <tr><td>L22</td><td>ebony</td></tr> </table> <p>other laminate</p> <table border="0"> <tr> <td>L17</td> <td>specify mfg. name and code number</td> </tr> </table> <p><input type="checkbox"/> <b>4: SELECT EDGE PROFILE</b></p> <p>standard urethane edge</p> <table border="0"> <tr> <td>SF</td> <td>soft urethane edge*</td> </tr> <tr> <td>LD</td> <td>solid urethane edge</td> </tr> </table> <p>* soft is only available in colors smoke or black</p> <p><input type="checkbox"/> <b>5: SELECT EDGE FINISH</b></p> <p>for urethane edge, select color</p> <table border="0"> <tr><td>U01</td><td>platinum</td></tr> <tr><td>U02</td><td>stone</td></tr> <tr><td>U03</td><td>smoke*</td></tr> <tr><td>U04</td><td>dolphin</td></tr> <tr><td>U05</td><td>wrought iron</td></tr> <tr><td>U06</td><td>black*</td></tr> </table> <p>* soft urethane (SF) is only available in colors smoke or black</p>	L01	chalk white	L02	fashion gray	L03	maritime gray	L04	wrought iron	L05	thunder	L06	grey	L07	smoky white	L08	juarez flower	L09	bittersweet	L10	shadow blue	L11	natural pear	L12	wild cherry	L13	huntington maple	L14	monticello maple	L15	versailles anigre	L16	empire mahogany	L20	bamboo cane	L21	zebrano	L22	ebony	L17	specify mfg. name and code number	SF	soft urethane edge*	LD	solid urethane edge	U01	platinum	U02	stone	U03	smoke*	U04	dolphin	U05	wrought iron	U06	black*	<p><input type="checkbox"/> <b>6: SELECT MELAMINE CABINET CASE FINISH</b></p> <p>for cabinet sides, select melamine finish</p> <table border="0"> <tr> <td>M01</td> <td>smokey white</td> </tr> <tr> <td>M04</td> <td>maritime grey</td> </tr> <tr> <td>M05</td> <td>wrought iron</td> </tr> </table> <p><input type="checkbox"/> <b>7: SELECT STORAGE OPTION -LEFT</b></p> <p>for all models, select as needed</p> <table border="0"> <tr> <td>NS</td> <td>no storage</td> <td>+\$00</td> </tr> <tr> <td>SM</td> <td>small cabinet</td> <td>+\$360</td> </tr> <tr> <td>LG</td> <td>large cabinet</td> <td>+\$460</td> </tr> <tr> <td>RK</td> <td>large cabinet with rack</td> <td>+\$640</td> </tr> </table> <p><input type="checkbox"/> <b>8: SELECT STORAGE OPTION -RIGHT</b></p> <p>for all models, select as needed</p> <table border="0"> <tr> <td>NS</td> <td>no storage</td> <td>+\$00</td> </tr> <tr> <td>SM</td> <td>small cabinet</td> <td>+\$360</td> </tr> <tr> <td>LG</td> <td>large cabinet</td> <td>+\$460</td> </tr> <tr> <td>RK</td> <td>large cabinet with tech rack</td> <td>+\$640</td> </tr> </table> <p>2 large cabinets CANNOT be specified on single unit.</p> <p><input type="checkbox"/> <b>9: SELECT OPTIONS</b></p> <p>for all models, select as needed; add options prices to helpdesk model price</p> <table border="0"> <tr> <td>MA</td> <td>frosted acrylic modesty</td> <td>\$100</td> </tr> <tr> <td>PI</td> <td>ipod/iphone docking station</td> <td>\$100</td> </tr> <tr> <td>GL</td> <td>glide option</td> <td>N/C</td> </tr> <tr> <td>BP</td> <td>black pulls on storage</td> <td>N/C</td> </tr> </table>	M01	smokey white	M04	maritime grey	M05	wrought iron	NS	no storage	+\$00	SM	small cabinet	+\$360	LG	large cabinet	+\$460	RK	large cabinet with rack	+\$640	NS	no storage	+\$00	SM	small cabinet	+\$360	LG	large cabinet	+\$460	RK	large cabinet with tech rack	+\$640	MA	frosted acrylic modesty	\$100	PI	ipod/iphone docking station	\$100	GL	glide option	N/C	BP	black pulls on storage	N/C
LND3060	\$2,350																																																																																																																															
E06 satin silver	+ \$00																																																																																																																															
L01 chalk white	+ \$00																																																																																																																															
SF soft urethane edge	+ \$00																																																																																																																															
U03 smoke	+ \$00																																																																																																																															
M04 maritime grey	+ \$00																																																																																																																															
SM small cabinet	+ \$360																																																																																																																															
LG large cabinet	+ \$460																																																																																																																															
PI flip-up power with ipod dock	+ \$100																																																																																																																															
GL glide option	+ \$00																																																																																																																															
total = \$ 3,270																																																																																																																																
E01	black																																																																																																																															
E02	gunmetal																																																																																																																															
E06	satin silver																																																																																																																															
L01	chalk white																																																																																																																															
L02	fashion gray																																																																																																																															
L03	maritime gray																																																																																																																															
L04	wrought iron																																																																																																																															
L05	thunder																																																																																																																															
L06	grey																																																																																																																															
L07	smoky white																																																																																																																															
L08	juarez flower																																																																																																																															
L09	bittersweet																																																																																																																															
L10	shadow blue																																																																																																																															
L11	natural pear																																																																																																																															
L12	wild cherry																																																																																																																															
L13	huntington maple																																																																																																																															
L14	monticello maple																																																																																																																															
L15	versailles anigre																																																																																																																															
L16	empire mahogany																																																																																																																															
L20	bamboo cane																																																																																																																															
L21	zebrano																																																																																																																															
L22	ebony																																																																																																																															
L17	specify mfg. name and code number																																																																																																																															
SF	soft urethane edge*																																																																																																																															
LD	solid urethane edge																																																																																																																															
U01	platinum																																																																																																																															
U02	stone																																																																																																																															
U03	smoke*																																																																																																																															
U04	dolphin																																																																																																																															
U05	wrought iron																																																																																																																															
U06	black*																																																																																																																															
M01	smokey white																																																																																																																															
M04	maritime grey																																																																																																																															
M05	wrought iron																																																																																																																															
NS	no storage	+\$00																																																																																																																														
SM	small cabinet	+\$360																																																																																																																														
LG	large cabinet	+\$460																																																																																																																														
RK	large cabinet with rack	+\$640																																																																																																																														
NS	no storage	+\$00																																																																																																																														
SM	small cabinet	+\$360																																																																																																																														
LG	large cabinet	+\$460																																																																																																																														
RK	large cabinet with tech rack	+\$640																																																																																																																														
MA	frosted acrylic modesty	\$100																																																																																																																														
PI	ipod/iphone docking station	\$100																																																																																																																														
GL	glide option	N/C																																																																																																																														
BP	black pulls on storage	N/C																																																																																																																														



## dewey lecterns

12

mobile, height adjustable, supports learning throughout the classroom

### DESIGN

by Joey Ruiter

### CONSTRUCTION

**WORKSURFACE:** 1 1/8" thick, particle board core, edged and backed with moisture-resistant coverings to form a completely sealed outside surface. Standard high pressure laminate top with soft or solid urethane molded edges on all sides.

**GROMMETS:** one grommet is standard for cable management. Molded urethane matches edge color. Grommet is integrated within worksurface.

**EDGES:** molded urethane edge on all sides, available in soft or solid. Tip: suggested applications for soft urethane are professional or light use applications. Solid urethane is recommended for high use applications.

**LEG:** aluminum extruded leg with cast aluminum foot. Continuous height adjustment with standard pneumatic cylinder, 30-42". Activation lever located under the worksurface.

**CASTERS:** standard locking 60mm dual wheel. Components: P04 charcoal outer, P03 cool grey inner.

**GLIDES:** adjust 3/4" for uneven floors. Using glides reduces overall height 1 1/2". Not available on buddy.

**ALUMINUM FRAME MODESTY PANEL:** extruded aluminum frame with standard laminate or optional frosted acrylic in-fill material.

**LOCK:** standard

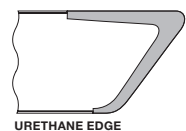
### OPTIONS

**CABINETS:** optional locking cabinet for storage and technology. Mortise and tenon construction; 5/8" melamine case with matching 0.5mm ABS edgeband; Door is 9/16" particle board core with high pressure laminate and 2mm ABS edgeband that matches case color. Standard with two adjustable shelves and grommets within the case for wire management. Optional 19" wide equipment racks accommodate audio/ visual equipment. Outside dimensions: 20.375"w x 16"d x 30"h. Inside dimensions: 19.125"w x 15.375"d x 28.85"h. Buddy not available with storage.

### SHIPPING

buddy and lectern ship assembled. Lectern with storage ships cabinet assembled and individually packaged with corner guards and shrink wrap. Some simple assembly required.

### EDGE PROFILE

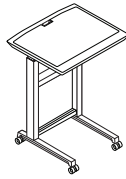


URETHANE EDGE


# dewey lecterns



BUDDY		MODEL #		LIST	
D 20"	L 27"	OH 30"-42"	WT 51 lb	LNLECT2027	\$1,350 no storage



LECTERN		MODEL #		LIST	
D 27"	L 30"	OH 36"-46"	WT 65 lb	LNLECT2730	\$1,510 no storage



LECTERN WITH STORAGE		MODEL #		LIST	
D 27"	L 30"	OH 36"-46"	WT 98 lb	LNLECT2730SL	\$1,960 left hinge
D 27"	L 30"	OH 36"-46"	WT 98 lb	LNLECT2730SR	\$1,960 right hinge

13

**SPECIFICATIONS** how to order, see page 21

<p><b>EXAMPLE:</b></p> <table border="0"> <tr> <td>LNLECT 2730</td> <td>\$1,510</td> </tr> <tr> <td>E06 satin silver</td> <td>+ \$00</td> </tr> <tr> <td>L01 chalk white</td> <td>+ \$00</td> </tr> <tr> <td>SF soft urethane edge</td> <td>+ \$00</td> </tr> <tr> <td>U03 smoke</td> <td>+ \$00</td> </tr> <tr> <td>M04 maritime grey</td> <td>+ \$00</td> </tr> <tr> <td>GL glide option</td> <td>+ \$00</td> </tr> <tr> <td colspan="2" style="text-align: right;">total = \$ 1,510</td> </tr> </table>	LNLECT 2730	\$1,510	E06 satin silver	+ \$00	L01 chalk white	+ \$00	SF soft urethane edge	+ \$00	U03 smoke	+ \$00	M04 maritime grey	+ \$00	GL glide option	+ \$00	total = \$ 1,510		<p><input type="checkbox"/> <b>3: SELECT TOP/MODESTY PANEL/ CABINET FACE LAMINATE FINISH</b></p> <p>solid laminate color</p> <table border="0"> <tr><td>L01</td><td>chalk white</td></tr> <tr><td>L02</td><td>fashion gray</td></tr> <tr><td>L03</td><td>maritime gray</td></tr> <tr><td>L04</td><td>wrought iron</td></tr> <tr><td>L05</td><td>thunder</td></tr> <tr><td>L06</td><td>grey</td></tr> <tr><td>L07</td><td>smoky white</td></tr> <tr><td>L08</td><td>juarez flower</td></tr> <tr><td>L09</td><td>bittersweet</td></tr> <tr><td>L10</td><td>shadow blue</td></tr> </table> <p>horizontal woodgrain laminate color</p> <table border="0"> <tr><td>L11</td><td>natural pear</td></tr> <tr><td>L12</td><td>wild cherry</td></tr> <tr><td>L13</td><td>huntington maple</td></tr> <tr><td>L14</td><td>monticello maple</td></tr> <tr><td>L15</td><td>versailles anigre</td></tr> <tr><td>L16</td><td>empire mahogany</td></tr> <tr><td>L20</td><td>bamboo cane</td></tr> <tr><td>L21</td><td>zebrano</td></tr> <tr><td>L22</td><td>ebony</td></tr> </table> <p>other laminate</p> <table border="0"> <tr> <td>L17</td> <td>specify mfg. name and code number</td> </tr> </table>	L01	chalk white	L02	fashion gray	L03	maritime gray	L04	wrought iron	L05	thunder	L06	grey	L07	smoky white	L08	juarez flower	L09	bittersweet	L10	shadow blue	L11	natural pear	L12	wild cherry	L13	huntington maple	L14	monticello maple	L15	versailles anigre	L16	empire mahogany	L20	bamboo cane	L21	zebrano	L22	ebony	L17	specify mfg. name and code number	<p><input type="checkbox"/> <b>5: SELECT EDGE FINISH</b></p> <p>for urethane edge, select color</p> <table border="0"> <tr><td>U01</td><td>platinum</td></tr> <tr><td>U02</td><td>stone</td></tr> <tr><td>U03</td><td>smoke*</td></tr> <tr><td>U04</td><td>dolphin</td></tr> <tr><td>U05</td><td>wrought iron</td></tr> <tr><td>U06</td><td>black*</td></tr> </table> <p>* soft urethane (SF) is only available in colors smoke or black</p> <hr/> <p><input type="checkbox"/> <b>6: SELECT MELAMINE CABINET CASE FINISH</b></p> <p>for optional cabinet, select melamine finish</p> <table border="0"> <tr><td>M01</td><td>smokey white</td></tr> <tr><td>M04</td><td>maritime grey</td></tr> <tr><td>M05</td><td>wrought iron</td></tr> </table> <hr/> <p><input type="checkbox"/> <b>7: SELECT OPTIONS</b></p> <p>for all models, select as needed</p> <table border="0"> <tr><td>GL</td><td>glide</td><td>N/C</td></tr> <tr><td>MA</td><td>frosted acrylic modesty</td><td>+\$100</td></tr> <tr><td>RK</td><td>rack mount rails for storage</td><td>+\$180</td></tr> <tr><td>BP</td><td>black pulls on storage</td><td>N/C</td></tr> </table>	U01	platinum	U02	stone	U03	smoke*	U04	dolphin	U05	wrought iron	U06	black*	M01	smokey white	M04	maritime grey	M05	wrought iron	GL	glide	N/C	MA	frosted acrylic modesty	+\$100	RK	rack mount rails for storage	+\$180	BP	black pulls on storage	N/C
LNLECT 2730	\$1,510																																																																																							
E06 satin silver	+ \$00																																																																																							
L01 chalk white	+ \$00																																																																																							
SF soft urethane edge	+ \$00																																																																																							
U03 smoke	+ \$00																																																																																							
M04 maritime grey	+ \$00																																																																																							
GL glide option	+ \$00																																																																																							
total = \$ 1,510																																																																																								
L01	chalk white																																																																																							
L02	fashion gray																																																																																							
L03	maritime gray																																																																																							
L04	wrought iron																																																																																							
L05	thunder																																																																																							
L06	grey																																																																																							
L07	smoky white																																																																																							
L08	juarez flower																																																																																							
L09	bittersweet																																																																																							
L10	shadow blue																																																																																							
L11	natural pear																																																																																							
L12	wild cherry																																																																																							
L13	huntington maple																																																																																							
L14	monticello maple																																																																																							
L15	versailles anigre																																																																																							
L16	empire mahogany																																																																																							
L20	bamboo cane																																																																																							
L21	zebrano																																																																																							
L22	ebony																																																																																							
L17	specify mfg. name and code number																																																																																							
U01	platinum																																																																																							
U02	stone																																																																																							
U03	smoke*																																																																																							
U04	dolphin																																																																																							
U05	wrought iron																																																																																							
U06	black*																																																																																							
M01	smokey white																																																																																							
M04	maritime grey																																																																																							
M05	wrought iron																																																																																							
GL	glide	N/C																																																																																						
MA	frosted acrylic modesty	+\$100																																																																																						
RK	rack mount rails for storage	+\$180																																																																																						
BP	black pulls on storage	N/C																																																																																						
<p><input type="checkbox"/> <b>1: SELECT LECTERN MODEL #</b></p> <p>prices shown are list</p>	<p><input type="checkbox"/> <b>4: SELECT EDGE PROFILE</b></p> <p>standard urethane edge</p> <table border="0"> <tr><td>SF</td><td>soft urethane edge*</td></tr> <tr><td>LD</td><td>solid urethane edge</td></tr> </table> <p>* soft is only available in colors smoke or black</p>	SF	soft urethane edge*	LD	solid urethane edge																																																																																			
SF	soft urethane edge*																																																																																							
LD	solid urethane edge																																																																																							
<p><input type="checkbox"/> <b>2: SELECT LEG FINISH</b></p> <p>for all models, select metal</p> <table border="0"> <tr><td>E01</td><td>black</td></tr> <tr><td>E02</td><td>gunmetal</td></tr> <tr><td>E06</td><td>satin silver</td></tr> </table>	E01	black	E02	gunmetal	E06	satin silver																																																																																		
E01	black																																																																																							
E02	gunmetal																																																																																							
E06	satin silver																																																																																							



MEDIA CABINET

## dewey media cabinet

locking doors keep items stored, secure, and out of the way

14

### DESIGN

by Joey Ruitter

### CONSTRUCTION

**MEDIA CABINET:** mortise and tenon construction; 5/8" melamine case with matching 0.5 mm ABS edgeband; 9/16" high pressure laminate front with 2mm ABS edgeband. Front is 9/16" particle board core with high pressure laminate and 2mm ABS edgeband that matches cabinet case color.

**LEG:** aluminum extruded leg with cast aluminum foot.

**GLIDES:** adjust 3/4" for uneven floors

**UPPER CABINET:** standard with two adjustable shelves and grommets to route cables through cabinet, out to floor and provide ventilation.

**LOWER DRAWER:** lateral file accommodates horizontal filing.

**LOCK:** locks on cabinets are keyed alike – upper cabinet, lateral, and rear access panel.

### OPTIONS

**TECHNOLOGY RACKING:** 19" wide technology racks accommodate audio/ visual equipment.

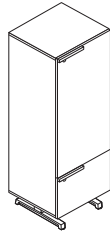
Option also includes hinged door. Hinged door on backside of cabinet provides access to racked technology.

Inside dimensions: 19.125"w x 17.375"d x 39.5"h.

### SHIPPING

ships assembled

# dewey media cabinet



MEDIA CABINET		MODEL #		LIST		
D 17.375"	W 20"	OH 60"	WT 189 lb	LNCAB60L	\$1,300	left hinge
D 17.375"	W 20"	OH 60"	WT 189 lb	LNCAB60R	\$1,300	right hinge

**SPECIFICATIONS** how to order, see page 21

<p><b>EXAMPLE:</b></p> <p>LNCAB60L \$1,300            E06 satin silver + \$00            L02 fashion gray + \$00            M01 smokey white + \$00            RK rack mount rails + \$180  <b>total = \$ 1,480</b></p>	<p><input type="checkbox"/> <b>3: SELECT CABINET FACE LAMINATE FINISH</b></p> <p>solid laminate color</p> <p>L01 chalk white            L02 fashion gray            L03 maritime gray            L04 wrought iron            L05 thunder            L06 grey            L07 smoky white            L08 juarez flower            L09 bittersweet            L10 shadow blue</p> <p>horizontal woodgrain laminate color</p> <p>L11 natural pear            L12 wild cherry            L13 huntington maple            L14 monticello maple            L15 versailles anigre            L16 empire mahogany            L20 bamboo cane            L21 zebrano            L22 ebony</p> <p>other laminate</p> <p>L17 specify mfg. name and code number</p>	<p><input type="checkbox"/> <b>4: SELECT CABINET CASE MELAMINE FINISH</b></p> <p>for cabinet case, select melamine finish</p> <p>M01 smokey white            M04 maritime grey            M05 wrought iron</p> <p><input type="checkbox"/> <b>5: SELECT STORAGE OPTION - LEFT</b></p> <p>for all models, select as needed</p> <p>RK rack mount rails +\$180            BP black pulls on storage N/C</p>
<p><input type="checkbox"/> <b>1: SELECT MEDIA CABINET MODEL #</b></p> <p>prices shown are list</p>		
<p><input type="checkbox"/> <b>2: SELECT LEG FINISH</b></p> <p>for all models, select metal</p> <p>E01 black            E02 gunmetal            E06 satin silver</p>		



FREESTANDING BOOKSHELF



WALLMOUNT BOOKSHELF



ADD-ON BOOKSHELF

## dewey bookshelf

freestanding or wall mounted, for keeping items accessible yet out-of-the-way

16

### DESIGN

by Joey Ruiter

### CONSTRUCTION

**SHELF:** unit has 3 C-shape shelves between extruded aluminum supports. Available as a freestanding or wallmounted unit. Shelf dimensions are 36" w x 12.5" h with 6 total display surfaces. Shelves are 1" thick. Shelf units mount in 6" increments providing 2 possible locations for each unit, allowing shelves to be mounted off-set from one another when used side-by-side to create visual interest. Standard melamine construction or optional high pressure laminate.

**WALLMOUNTED BOOKSHELF:** legs include adjustable glides and hardware for mounting to wall.

**EDGES:** 2mm ABS edgeband (PVC-free).

**LEG:** aluminum extruded leg with cast aluminum foot.

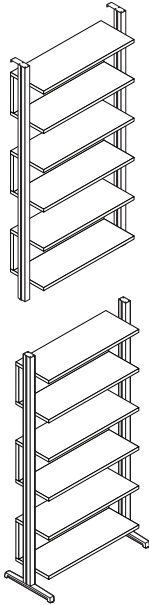
**GLIDES:** adjust 3/4" for uneven floors

**ADD-ON BOOKSHELF:** is added to a bookshelf or another add-on unit. Contains additional shelves and one support leg.

### SHIPPING

ships knocked down

# dewey bookshelf



## WALLMOUNTED SHELF MELAMINE FINISH

				MODEL #	LIST	
D 14"	W 40"	OH 81.25"	WT 135 lb	LNBOK36W	\$1,494	
D 14"	W 38"	OH 81.25"	WT 125 lb	LNBOK36WA	\$1,243	add-on shelf

## LAMINATE FINISH

D 14"	W 40"	OH 81.25"	WT 135 lb	LNBOK36WH	\$1,894	
D 14"	W 38"	OH 81.25"	WT 125 lb	LNBOK36WAH	\$1,643	add-on shelf

## FREESTANDING SHELF MELAMINE FINISH

				MODEL #	LIST	
D 18"	W 40"	OH 83.5"	WT 140 lb	LNBOK36F	\$1,494	
D 18"	W 38"	OH 83.5"	WT 126 lb	LNBOK36FA	\$1,243	add-on shelf

## LAMINATE FINISH

D 18"	W 40"	OH 83.5"	WT 140 lb	LNBOK36FH	\$1,894	
D 18"	W 38"	OH 83.5"	WT 126 lb	LNBOK36FAH	\$1,643	add-on shelf

17

### SPECIFICATIONS how to order, see page 21

#### EXAMPLE:

LNBOK36FH	\$1,894
E06 satin silver	+ \$00
L02 fashion gray	+ \$00
V01 white	+ \$00
total = \$ 1,894	

#### 1: SELECT BOOKSHELF MODEL #

prices shown are list  
laminated, select model  
steps 2, 3, 4  
melamine, select model  
steps 2, 5

#### 2: SELECT LEG FINISH

for all models, select metal  
E01 black  
E02 gunmetal  
E06 satin silver

#### 3A: SELECT BOOKSHELF LAMINATE FINISH

##### solid laminate color

- L01 chalk white
- L02 fashion gray
- L03 maritime gray
- L04 wrought iron
- L05 thunder
- L06 grey
- L07 smoky white
- L08 juarez flower
- L09 bittersweet
- L10 shadow blue

##### woodgrain laminate color available with matching edgeband

- L11 natural pear
- L12 wild cherry
- L13 huntington maple
- L14 monticello maple
- L15 versailles anigre
- L16 empire mahogany
- L20 bamboo cane\*
- L21 zebrano\*
- L22 ebony\*

\* not available with matching edgeband  
select edgeband color

##### other laminate

- L17 specify mfg. name and code number

#### 4: SELECT SHELF EDGE FINISH

##### for laminate construction select edgeband color

- V01 white
- V02 dove gray
- V03 smoke
- V04 black
- V05 graphite
- V06 stone
- V07 off-white

#### 3B: SELECT BOOKSHELF MELAMINE FINISH

##### select melamine finish

- M01 smokey white
- M04 maritime grey
- M05 wrought iron

Note: Melamine finish standard  
with melamine edgeband.



## dewey bench

use alongside hallways or inside the classroom, creates a great place to meet and discuss

18

### DESIGN

by Joey Ruitter

### CONSTRUCTION

**BENCH:** aluminum extruded support beam and leg with cast aluminum foot; Molded Polyethylene Terephthalate (PET) material with particleboard substrate. PET material is very durable and easy to clean.

**EDGES:** 2mm ABS edgeband (PVC-free).

**LEG:** aluminum extruded leg with cast aluminum foot.

**INLINE TABLES:** optional inline tables provide hardsurface for added functionality. 60" bench has 1 inline table and 96" bench has 2.

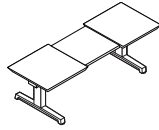
**GLIDES:** adjust  $\frac{3}{4}$ " for uneven floors

### SHIPPING

ships assembled



# dewey bench



BENCH	MODEL #	LIST
D 18" L 48" OH 17" WT 35 lb	LBNBH48	\$600 2 seater
D 18" L 60" OH 17" WT 41 lb	LBNBH60T	\$675 2 seater, one 12" in-line table
D 18" L 72" OH 17" WT 48 lb	LBNBH72	\$750 3 seater
D 18" L 96" OH 17" WT 66 lb	LBNBH96	\$825 4 seater
D 18" L 96" OH 17" WT 85 lb	LBNBH96T	\$900 3 seater, two 12" in-line table

19

## SPECIFICATIONS how to order, see page 21

### EXAMPLE:

LBNBH48	\$600
E01 black	+ \$00
L02 fashion gray	+ \$00
V01 white	+ \$00
total = \$600	

### 1: SELECT DEWEY BENCH

prices shown are list

### 2: SELECT LEG FINISH

for all models, select metal

E01	black
E02	gunmetal
E06	satın silver

### 3: SELECT LAMINATE TOP FINISH

solid laminate color

L01	chalk white
L02	fashion gray
L03	maritime gray
L04	wrought iron
L05	thunder
L06	grey
L07	smoky white
L08	juarez flower
L09	bittersweet
L10	shadow blue

woodgrain laminate color  
available with matching edgeband

L11	natural pear
L12	wild cherry
L13	huntington maple
L14	monticello maple
L15	versailles anigre
L16	empire mahogany
L20	bamboo cane*
L21	zebrano*
L22	ebony*

\* not available with matching edgeband  
select edgeband color

other laminate

L17	specify mfg. name and code number
-----	-----------------------------------

### 4: SELECT EDGE FINISH

for edgeband, select color

V01	white
V02	dove gray
V03	smoke
V04	black
V05	graphite
V06	stone
V07	off-white

# finishes

Fixtures Furniture's collection of everyday furniture comes to life with a coordinated collection of thermoplastic, upholstery, metal, laminate and wood veneer finishes. Created by Eva Maddox Branded Environments | Perkins & Will, the color palette was designed to complement the environment and its surroundings.

Hard surface samples can be ordered through the Customer Service department at 800/821-3500 or [www.fixturesfurniture.com](http://www.fixturesfurniture.com)

## LAMINATES SURFACES

Fixtures Furniture offers a selection of sixteen high pressure laminates for our table surfaces. **We also offer selected "standard" laminate choices from domestic producers at no up-charge; longer lead times may apply.**

**For a complete list of these laminates, please visit [www. fixturesfurniture.com](http://www.fixturesfurniture.com).**

Table surfaces coordinate with our thermoplastic, upholstery, metal and wood veneer collections. Tables are 1-1/4" balanced construction (unless otherwise noted) with a 1-1/8" high-density particle board core. Laminate and backer sheet are sealed on all six sides. Tops are produced to industry standard nominal sizing. For exact size table tops, contact customer service for lead times and up-charges. Roam and Syllabus are produced to exact size.

Woodgrain laminates are part of the Wilsonart FineGrain Premium collection. FineGrain features the polish and luxe of wood veneer, yet boasts the performance in a high pressure laminate.

Solid laminate choices

L01	chalk white	Nevamar Chalk White S7024T
L02	fashion gray	Wilsonart Fashion Gray D381-60
L03	maritime gray	Nevamar Maritime Gray S627T
L04	wrought iron	Nevamar Wrought Iron S6054T
L05	thunder	Abet Laminati 1810 SEI
L06	grey	Wilsonart Grey 1500N-60
L07	smoky white	Nevamar Smoky White S7027T
L08	juarez flower	Nevamar California S4023T
L09	bittersweet	Pionite Bittersweet S0312
L10	shadow blue	Wilsonart Shadow Blue D318-60

Woodgrain laminate choices

L11	natural pear	Wilsonart Natural Pear 7061-78
L12	wild cherry	Wilsonart Wild Cherry 7054-78
L13	huntington maple	Wilsonart Huntington maple 7929-78
L14	monticello maple	Wilsonart Monticello Maple 7925-78
L15	versailles anigre	Wilsonart Versailles Anigre 7923-78
L16	empire mahogany	Wilsonart Empire Mahogany 7122T-78

(edge will be matching 2mm)

L20	bamboo cane	Formica Bamboo Cane 3516
L21	zebrano	Formica Zebrano 9011
L22	ebony	Formica Ebony 9012

(No matching 2mm edgeband)

## TABLE EDGES

**2MM EDGES:** Flat-t vinyl edges have a 1/8" thick extruded slot which is mounted securely to the table top core in a 3/8" groove.

2mm edge choices:

V01	white	V05	graphite
V02	dove gray	V06	stone
V03	smoke	V07	off-white
V04	black		

**SOLID URETHANE EDGES:** Solid urethane edges are chemically stable, non-toxic, UV resistant polyurethane. These edges are molded around the individual table surface and offer a seamless, antimicrobial, permanently bonded seam. Liquids cannot seep into and collect at the seam between the laminate and the edge making it a perfect choice for healthcare, food service and university applications. Solid urethane molded knife edge profile on tables and lecterns. Soft urethane available on lecterns only in select colors.

Urethane edge choices:

U01	platinum	U04	dolphin
U02	stone	U05	wrought iron
U03	smoke*	U06	black*

\* Available in soft urethane

## BASE FINISHES

Epoxy metal finishes are applied as powder, then baked at a high temperature to a hard, smooth surface. Epoxy is resistant to scratching, peeling or chipping, abrasion, impact, chemicals and rust.

E01	black
E02	gunmetal
E06	satin silver

## WOOD GRAIN AND PATTERN DIRECTIONS

Wood grain and patterns run parallel to length of top and do not match top-to-top. Woodgrain laminate on storage is horizontal.



# how to order

Fixtures Furniture Customer Service Department accepts orders via fax, mail or e-mail.

## ORDERING

The customer bears responsibility for order correctness. Please fax orders to Order Entry at 256/765-7137 or mail to:

Fixtures Furniture

Attn: Order Entry Department

4121 Rushton

Florence, AL 35630-6374

To avoid purchase order duplication, mark confirming copies "confirming copy." To avoid order delays, please ensure that your purchase order contains the following information:

- Purchase Order Number
- Correct Model Number(s)
- Quantity
- Detailed Product Description(s)
- Product Option Codes or Applicable Specifications (frame finishes, thermoplastic, fabric, glides, ganging)
- Correct Price(s)
- Ship To Address
- Contact and Phone Number
- Any Special Instructions
- Custom Descriptions and Drawings if Applicable
- Reference to any Special Quote Information or Custom Product Documentation

Each Fixtures Furniture model number can be followed with an option suffix. These suffixes may be used to specify frame finishes, thermoplastic, fabric, glides, and ganging.

## PURCHASE ORDER ACKNOWLEDGEMENT

Fixtures Furniture will automatically fax purchase order acknowledgement within approximately 24 hours of order entry (or mail if no fax number is on file). Order verification may be delayed due to credit issues. Check the acknowledgement thoroughly and notify Customer Service in writing immediately of any discrepancies. Fixtures Furniture will manufacture the product as specified on the acknowledgement and cannot be responsible for errors if not notified by customers. The acknowledgement ship date reflects the estimated shipping week. This date does not constitute an essential term of agreement. Shipments may occur prior to or after the original acknowledged date.

## ADDITIONS TO ORDERS

Please contact Customer Service prior to adding, changing or combining orders already acknowledged by Fixtures Furniture. Refer to the original order number when requesting a combined order. Fixtures Furniture will not accept additions to original orders if already scheduled for production and cannot hold orders once production has begun. For more efficient handling, factory approved additions to original orders will be treated as separate orders and invoices.

## CUSTOM PRODUCT

Custom specifications may require custom design and products beyond Fixtures Furniture standard products. Custom products may require additional lead times and up-charges.

Orders for custom products can not be canceled or returned. When ordered with standard product, custom product should be sent on a separate purchase order to ensure timely delivery of standard product.

Orders must meet one of the following criteria for customization beyond options in the Price List:

- Quantity production run of 25 or more pieces or \$2,000 net minimum (except where noted in Price Guide)
- Custom products are a portion of a \$5,000 net project order with standard product (except where noted in Price Guide)

Please contact Customer Service at 800/821-3500 for further information on custom capabilities.

# terms and conditions

## ELIGIBILITY

Fixtures Furniture products are sold nationally through authorized dealers and distributors. Distribution of this price list does not in itself constitute an offer to sell.

## NEW ACCOUNTS

New accounts may only be established with:

- Approval of a Fixtures Furniture Sales Representative
- Approval of Fixtures Furniture Sales Management
- Purchase Order of \$500 List Minimum Initial Order
- Completion or Receipt of a Blanket Certificate of Resale
- Completion of Credit Application
- Agreement to Fixtures Furniture Terms of Sale

Orders will be cash in advance until credit is established and will require a cashier's check, money order or bank approved company check. Clearance of cash in advance check or money order must occur prior to being scheduled for production.

## PRICING AND SPECIFICATIONS

Prices, product specifications and packaging are subject to change without notice. This Price List supersedes any and all prior published Price Lists. Fixtures Furniture cannot be responsible for custom layout or space design of products in a required space.

## CANADIAN PRICING

Pricing for Canadian customers requires the Canadian exchange rate to be added to the pricing in this price book. Fixtures Furniture updates the exchange rate at least quarterly. Please contact Fixtures Furniture for the most current pricing.

## TERMS OF SALE

Net 30 days with approved credit. Fixtures Furniture reserves the right to withhold shipment and/or production of customer's order due to customer's failure to satisfy credit requirements or pay any past due invoices. Past due amounts will be subject to a 1.5% monthly interest charge plus collection costs including, but not limited to, attorney's fees and court costs.

## CREDIT

Fixtures Furniture may review credit, change or cancel credit terms, and/or request advance payment at any time at its discretion.

## DISPUTED ACCOUNTS

Disputed accounts must be submitted in writing within 30 days of invoice date for consideration. Lack of written dispute may result in delayed orders

## CAP, GIZA AND SKETCHUP

Fixtures Furniture's electronic catalogs and AutoCAD symbols are on 20-20 CAP and Giza Studios software systems, which is an integrated suite of applications that automates the design, specification and facilities management process. Symbols also available as google sketchup files.

## FREIGHT

Orders will be shipped F.O.B. Origin within the contiguous 48 states and Canada. Fixtures Furniture retains the right to determine the routing based on cost and service. Standard ground transportation charges for shipments within the 48 contiguous states are prepaid by Fixtures Furniture on orders of \$800 list or more. A small order charge of \$40 net will be added to the invoice for orders of less than \$800 list.

The following charges will be reflected on the invoice as "Shipping and Handling" and may also include pre-determined additional expenses such as:

- Inside Delivery
- Upstairs Delivery
- Call Before Delivery
- Other Special Charges

Freight rates are subject to change without notice and apply to shipments in the U.S. only. Please note any special delivery needs on your purchase order. Fixtures Furniture will work with your company and the freight carrier to try and accommodate your delivery needs. Fixtures Furniture will make every effort to work with the freight carriers, but cannot be responsible for delivery schedule.

Request for postponement of shipment beyond the scheduled and verified ship date may be subject to a 25% holding and handling charge. Under no circumstances will orders be held more than 10 days past the scheduled ship date. Fixtures Furniture is not responsible for freight charges relating to re-consignment, re-delivery or storage of product after it has shipped from the factory.

# terms and conditions

## **FREIGHT RESPONSIBILITIES AND CLAIMS**

Carrier routing will be determined by Fixtures Furniture on all orders. When the customer selects the carrier, Fixtures Furniture is not responsible for the services provided by that carrier. Carrier is not liable after 15 days of delivery. Fixtures Furniture has made special arrangements with selected freight companies for the handling of freight damage claims. All Fixtures Furniture shipments are put on the freight line free from damage and are signed for as such by the carrier's agent. Fixtures Furniture's responsibility for the product's safe delivery ceases at this point and responsibility is assumed by the carrier. As a service, Fixtures Furniture will file freight claims for F.O.B. origin, prepaid and add shipments under the following conditions:

Any shipments received with visible carton damage or shortages must be noted as "damaged" or "short" on the bill of lading and signed by the receiving agent as well as the carrier. The damaged cartons should then be inspected immediately to determine if there is product damage. An inspection of the contents of all cartons immediately upon arrival is recommended. If there is obvious product damage to the shipment upon receipt, refuse the shipment and note on the bill of lading "damaged and refused" before signing. Fixtures Furniture must be notified within 5 working days after product is delivered if any shortages or damages were found (including concealed damage that does not become apparent until the product is unpacked). Failure to note shortages and damages on the bill of lading and/or failure to notify Fixtures Furniture within 5 working days after shipment receipt constitutes a waiver of claim. All other claims including concealed damage are not the responsibility of Fixtures Furniture. Contact Customer Service at 800/821-3500 if shipment is not received within 10 days of shipment.

## **RETURNS CHANGE ORDERS**

Returned merchandise will not be accepted without written approval from Fixtures Furniture Customer Service on a Return Authorization (RA) form. Once a RA is approved, merchandise must be returned to Fixtures Furniture prepaid, in the original cartons (with proper inner packing), addressed with return labels and accompanied by a copy of the RA form. Fixtures Furniture will refuse shipments of returned goods that do not meet these criteria. A minimum 35% restocking fee will be applicable for all approved returns. If the original shipment was shipped prepaid by Fixtures Furniture, freight charges will also be due for the original shipment.

FIXTURES FURNITURE WILL NOT ACCEPT RETURNS FOR THE FOLLOWING UNDER ANY CIRCUMSTANCES:

- Custom Items
- Items that have been fully or partially assembled
- Items invoiced more than 60 days ago

## **CANCELLATIONS**

Orders entered and acknowledged may not be cancelled or changed without written cancellation request and Fixtures Furniture's consent. A minimum cancellation charge of 25% will be applied to orders cancelled while in production (verification date to ship date). Orders for custom items are not cancelable.

## **CHANGE ORDERS**

Orders entered and acknowledged may not be changed without a written change request. A fee may be applied to orders changed while in production.

## **REPAIR AND REPLACEMENT**

Any labor charges for correcting a problem must be submitted in writing (including invoice number) and approved by Fixtures Furniture Customer Service prior to corrective action. Labor charges will not be paid if the estimate was not submitted and approved prior to labor being completed.

## **WARRANTY**

Fixtures Furniture hereby warrants to the original purchaser that the products manufactured by it shall be free of all substantial defects in original material and workmanship under normal use in standard office conditions for a period of ten (10) years from the date of purchase. Caster, gas lifts and functional mechanisms are warranted to be free from defects in material and workmanship under normal use for five (5) years. Standard upholstery materials are warranted for three (3) years under normal use. Glides and ganging devices are warranted for a period of one year. Within the specified periods of this warranty, Fixtures Furniture agrees, at our option, to repair, replace or refund the cost of the product or any portion of the subject product which proves to be defective in material or workmanship, provided that the buyer gives written notice. Fixtures Furniture does not warrant the matching of color, grain or texture. This warranty does not apply to: normal wear and tear, damages resulting from shipment, storage, alteration, misuse of the product or failure to provide proper care as well as reasonable and necessary maintenance or damage caused during product installation or reconfiguration. Additionally, all custom products are expressly excluded from this warranty. This expressed warranty is exclusive of all other warranties, expressed or implied, including without limitation any implied warranty of merchantability or fitness at our option, the replacement or repair of defective products. Authorization must be approved from Fixtures Furniture in writing prior to incurring any repair charges. All incidental or consequential damages which may arise, including, but not limited to, business losses, personal damage and third party liability are hereby expressly excluded. Fixtures Furniture shall not be liable for consequential, economic or incidental damages arising from any product defect. All custom products are excluded from this warranty.

## **COPYRIGHT**

All material in this publication is protected under copyright.

