




Contract Holder  
Contract GS-28F-0010N





# ECHO

- Terms & Conditions
- Options
- Panels
- Surfaces
- Accessories

Echo Systems by Reconditioned Systems, Inc. (RSI) is available to federal clients utilizing our GSA Contract # GS-28F-0010N. Echo Systems is a remanufactured system listed under SIN#711-92.



## RSI TERMS AND CONDITIONS

**COMMON CARRIER SHIPMENT:** ALL PRODUCTS ARE SOLD FROM OUR TEMPE, AZ OR NORCROSS, GA. LOCATION. WE WILL ARRANGE FREIGHT IF THE BUYER DOES NOT HAVE A DISCOUNT SCHEDULE WITH A PREFERRED FREIGHT COMPANY. WE WILL PREPAY THE FREIGHT AND BILL THE BUYER ACCORDING TO OUR STANDARD FREIGHT POLICY (SEE "RSI FREIGHT POLICY"); OTHERWISE, ALL SHIPMENTS WILL BE FREIGHT COLLECT. PLEASE STATE YOUR PREFERENCE AT THE TIME OF PLACING THE ORDER.

**EXCLUSIVE SHIPPING PROCEDURES:** THE ARRIVAL TIME FOR ANY SHIPMENT SENT VIA EXCLUSIVE CARRIER WILL BE GUARANTEED TO WITHIN A TWO-HOUR WINDOW OF THE REQUESTED TIME. LABOR WAITING TO UNLOAD AN EXCLUSIVE DIRECT TRUCK AT A JOB SITE WILL BE RE-IMBURSED AT A RATE OF \$28.00 PER MAN HOUR AND WILL ONLY BE CHARGED AFTER THIS TWO HOUR PERIOD IS SURPASSED. CLAIMS FOR PAYMENT FOR TECHNICIAN LABOR WAITING WILL NOT BE CONSIDERED UNTIL THIS 2 HOUR GRACE PERIOD IS EXCEEDED. NEITHER RSI NOR THE CARRIER WILL BE HELD RESPONSIBLE FOR TRUCKS THAT ARE DELAYED DUE TO ACTS OF PUBLIC AUTHORITY, MECHANICAL DIFFICULTIES, ILLNESS OR INCAPACITATION, WEATHER RELATED DELAYS, TRAFFIC ACCIDENT OR ROAD CONDITIONS CAUSING EXTRAORDINARY TRAFFIC DELAYS. EXCLUSIVE TRUCKS MUST BE UNLOADED WITHIN THREE HOURS OF ARRIVAL OR FREIGHT WAITING CHARGES MAY BE ASSESSED.

**INSPECTION:** (A) BUYER IS RESPONSIBLE TO HAVE QUALIFIED PERSONNEL AVAILABLE TO RECEIVE AND INSPECT THE GOODS. (B) ANY DAMAGE IN TRANSIT MUST BE NOTED ON THE BILL OF LADING TO ENABLE FILING AND COLLECTION OF CLAIM FROM THE CARRIER. FAILURE TO NOTE SHIPPING DAMAGE WILL RESULT IN THE DENIAL OF COMPENSATION BY THE CARRIER AND WILL BE THE RESPONSIBILITY OF THE BUYER TO PAY FOR REPLACEMENT GOODS. IT IS THE BUYER'S RESPONSIBILITY TO FILE ANY AND ALL DAMAGE/SHORTAGE CLAIMS WITH THE FREIGHT CARRIER; HOWEVER RSI WILL BE HAPPY TO ASSIST THE BUYER IN THIS PROCESS. (C) SHORTAGES MUST BE REPORTED TO RSI WITHIN 48 HOURS OF RECEIPT OF SHIPMENT OR THE BUYER WILL BE RESPONSIBLE FOR PAYMENT FOR REPLACEMENT GOODS.

**ORDER CHANGES AND CANCELLATIONS:** ANY CHANGES/CANCELLATIONS PRIOR TO FINAL PRODUCTION OF ORDER MUST BE SUBMITTED FOR APPROVAL. IF APPROVED, BUYER WILL BE HELD RESPONSIBLE FOR ALL LABOR AND MATERIAL COSTS INCURRED PRIOR TO THE CHANGE AND/OR CANCELLATION. CHANGES OR CANCELLATIONS AFTER FINAL PRODUCTION OF THE ORDER BUT PRIOR TO SHIPMENT FALL UNDER THE "RETURNS" SECTION BELOW. THERE IS NO FINANCIAL PENALTY FOR ADDITIONS TO ORDERS; HOWEVER, ANY CHANGE MAY CAUSE THE ORDER TO BE RESCHEDULED AND MAY EFFECT LEAD TIME.

**TERMS:** NET 30 DAYS FROM DATE OF INVOICE.

**RETURNS:** ALL PRODUCTS ARE CUSTOM MANUFACTURED FOR THE BUYER. THE COMPANY MAINTAINS NO FINISHED GOODS INVENTORY. RETURN SHIPMENTS ARE NOT ACCEPTED UNLESS SPECIFICALLY AUTHORIZED BY THE COMPANY ON A RETURNED GOODS AUTHORIZATION FORM. IF THE COMPANY APPROVES A PRODUCT RETURN AND BUYER RETURNS THE GOODS AT ITS EXPENSE, BUYER WILL RECEIVE A CREDIT RANGING FROM 10% - 40% OF THE ORIGINAL SALE AMOUNT DEPENDENT UPON THE ITEMS RETURNED. MERCHANDISE MUST BE RECEIVED IN SALEABLE CONDITION. NO CREDIT WILL BE ISSUED FOR DAMAGED PRODUCTS. ALL RETURNS MUST BE MADE WITHIN 30 DAYS AFTER RETURN AUTHORIZATION IS ISSUED.

**ECHO SYSTEMS WARRANTY:** ECHO SYSTEMS IS WARRANTEED FOR MATERIAL AND WORKMANSHIP FOR LIFETIME TO ORIGINAL PURCHASER FOR ANY DEFECTS IN WORKMANSHIP AND/OR MATERIALS. THE PRODUCT MUST NOT EXCEED THE SUPPORT AND LOAD LIMITS AND OUR GUIDELINES AS OUTLINED BELOW. UL ELECTRICAL GUIDELINES FOR APPLICATION OF POWERED PANELS MUST BE STRICTLY ADHERED TO. WE RESERVE THE RIGHT TO INSPECT THE INSTALLATION AND PERFORM ANY OR ALL LABOR ON WARRANTY WORK. PRODUCT MISUSE, ABUSE, OR FAILURE TO ADHERE TO THE GUIDELINES OUTLINED WILL VOID ALL WARRANTIES IMPLIED OR EXPRESSED.

**OTHER PRODUCT WARRANTY:** ALL OTHER MANUFACTURERS' WILL BE WARRANTEED BASED ON THE MANUFACTURERS' WARRANTIES.

**NOTE:** OUR PRODUCT IS REMANUFACTURED WHICH MAY INCLUDE REPLACEMENT OF MISSING OR DAMAGED PARTS; REPLACEMENT PARTS MAY NOT HAVE BEEN MANUFACTURED BY THE ORIGINAL EQUIPMENT MANUFACTURER, AND THEREFORE, MINOR COSMETIC DIFFERENCES ARE TO BE EXPECTED. ANY ITEMS WHICH ARE FUNCTIONALLY SOUND AND CONSISTENT IN QUALITY MUST BE ACCEPTABLE. OEM SPECS MAY BE ALTERED BY PAINTING INSTEAD OF APPLYING PLASTIC FINISH, ETC.

## RSI TERMS AND CONDITIONS (Cont.)

**FURNITURE PERFORMANCE:** PROPER USE AND LOADING OF THE FURNITURE IS REQUIRED FOR MAXIMUM PERFORMANCE AND LIFESPAN. ALL STORAGE ITEMS HAVE LOAD WEIGHT CAPACITIES. LOAD CAPACITIES AND PROPER LOADING TECHNIQUES ARE PROVIDED BELOW. STANDING OR SITTING ON WORKSURFACES WILL GENERALLY EXCEED LOAD CAPACITY, AND DAMAGE CAUSED AS A RESULT OF SITTING OR STANDING ON THE FURNITURE WILL NOT BE COVERED UNDER WARRANTY.

**ELECTRICAL:** THE ELECTRICAL SYSTEM IS AN 8-WIRE, 3-CIRCUIT SYSTEM. PROVIDED THAT THE BUILDING ELECTRICAL SUPPLY IS DISTRIBUTING 3 SEPARATE CIRCUITS TO EACH JUNCTION INTO THE PANEL SYSTEM, THE TOTAL AMPERAGE AVAILABLE PER JUNCTION WILL BE 60 AMPS (20 AMPS PER CIRCUIT). THE NATIONAL ELECTRICAL CODE (NEC) REQUIRES THAT CIRCUIT CAPACITY BE "DE-RATED" BY 20%. THEREFORE, TREAT CIRCUITS USED FOR CONTINUOUS LOADS AS IF THEY WERE RATED AT 16 AMPS FOR ECHO SYSTEMS PRODUCT, THE MAXIMUM NUMBER OF SIMPLEX OR DUPLEX RECEPTACLES PER CIRCUIT IS NOT TO EXCEED EIGHT. BALANCED AMPERAGE LOADING (INDIVIDUAL CIRCUITS MUST HAVE POWER DRAW WITHIN 15% OF THE DRAW OF THE OTHER TWO CIRCUITS) IS ESSENTIAL. APPLIANCES, SUCH AS LARGE COPIERS, COFFEE MACHINES, SPACE HEATERS, MICROWAVES, AND SOME PRINTERS REQUIRE MOST OF THE CURRENT AVAILABLE ON A 20 AMP CIRCUIT. THESE SUCH DEVICES MUST BE SUPPLIED WITH THEIR OWN RECEPTACLE DIRECTLY FROM THE BUILDING. THIS LEAVES THE CAPACITY OF THE FURNITURE CIRCUITS AVAILABLE FOR MORE DYNAMIC REQUIREMENTS OF THE OFFICE EQUIPMENT AND ELIMINATES THE POTENTIAL FOR CIRCUIT OVERLOAD AND POWER SHUT DOWN. SPECIFICATIONS FOR HARDWIRING JUNCTIONS WILL BE PROVIDED TO BUYER OR ELECTRICIAN UPON REQUEST. ANY ELECTRICAL CONNECTIONS NOT WITHIN THE SPECIFICATIONS CAN AFFECT THE PERFORMANCE OF THE ELECTRICAL SYSTEMS AND POSSIBLY VOID THE WARRANTY.

### COMPONENT LOAD LIMITS:

ALL LOAD CAPACITIES ARE BASED ON PANEL MOUNTED COMPONENTS. THE USE OF WALL TRACKING CAN AFFECT THE LOAD CAPACITIES IF PROPER BACKING IS NOT SUPPLIED BEHIND DRY WALL. ALL WORKSURFACES HAVE A LOAD CAPACITY OF 200 LBS.

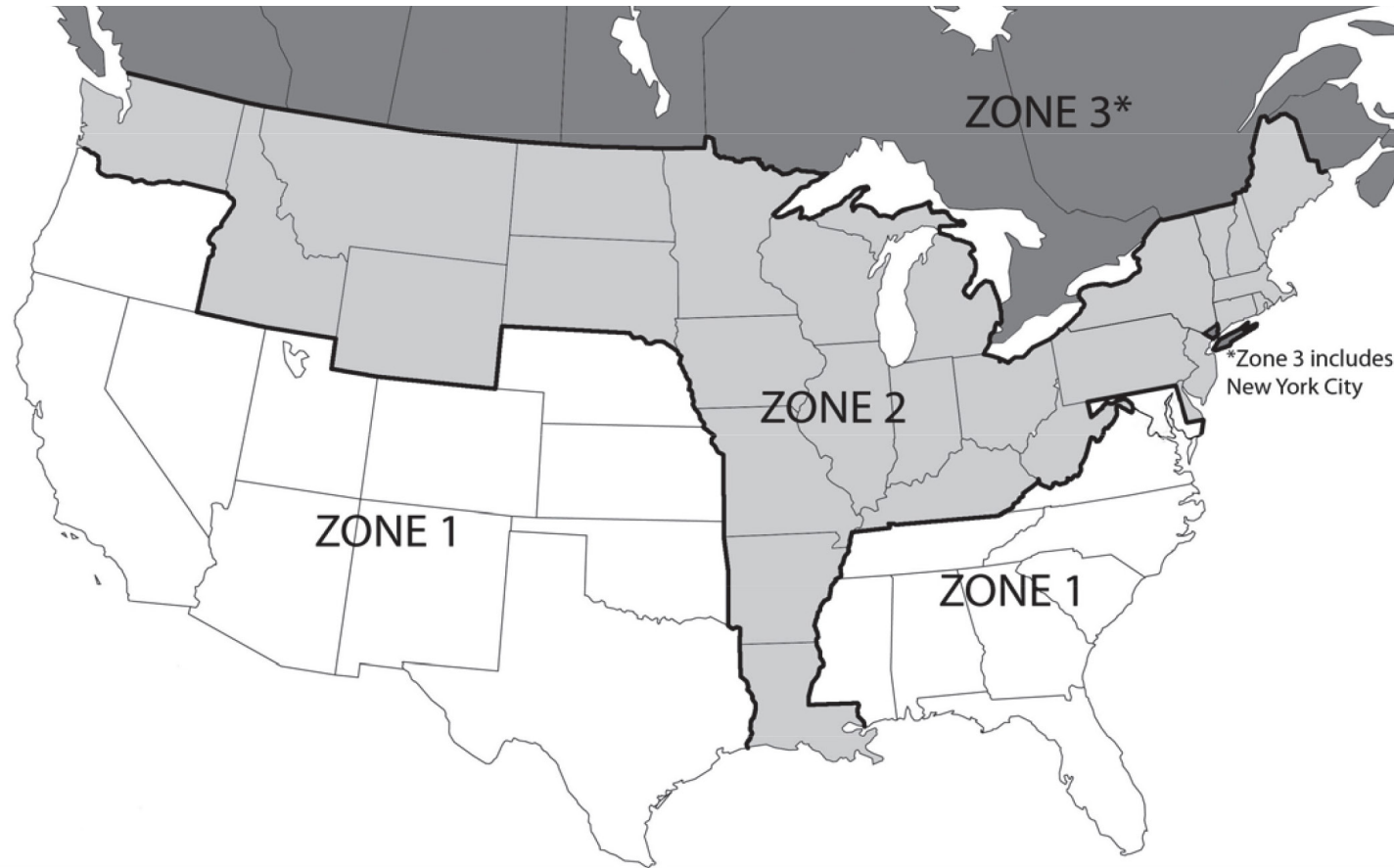
### REGULAR AND DEEP STORAGE SHELVES HAVE THE FOLLOWING LOAD CAPACITY:

24", 30" & 36" wide shelves	100 lbs.
42" & 48" wide shelves	150 lbs.
60" wide shelves	175 lbs.

### LOW SHELVES AND LATERAL FILES HAVE THE FOLLOWING LOAD CAPACITY:

24", 30" & 36" wide shelves	75 lbs.
42" & 48" wide shelves	100 lbs.
60" wide shelves	125 lbs.

RSI FREIGHT POLICY



Federal Supply Schedule 71, Part 1 – Office Furniture

Contract no: GS-28F-0010N

Effective 01/13/2018

Business Size: Small

DUNS# 17550631

CAGE CODE: 3DOW6

CONTRACTOR:

Reconditioned Systems, Inc.

235 S. 56th St.

Chandler, AZ 85226

Phone: 800-280-5000 Fax: 480-894-1907

CONTRACT ADMINISTRATOR:

Reconditioned Systems, Inc.

235 S. 56th St.

Chandler, AZ 85226

Phone: 800-280-5000 Fax: 480-894-1907

- 1a. Awarded SINs:
  - 711-92 Remanufactured Furniture
  - 711-94 Design/Layout Services
  - 711-95 Installation Services
- 1b. N/A
- 1c. N/A
- 2. Maximum Order: \$200,000.00
- 3. Minimum Order: \$100.00
- 4. Geographic Coverage: Continental US
- 5. Points of Production:
  - Reconditioned Systems, Inc.
  - 2636 S. Wilson Street
  - Suite 105
  - Tempe, AZ 85282
- 6. Discounts from list prices:
  - SIN 711-92:
    - \$0 - \$100,000 LIST 78.18% OFF LIST
    - \$100,001 - \$500,000 LIST 79.42% OFF LIST
    - \$500,001 - \$1,000,000 LIST 80.04% OFF LIST
  - SIN 711-94: \$40.00 per hour
  - SIN 711-95: \$30.00 per hour or on a case-by-case basis.
- 7. Quantity/Volume Discount(s): see 6 above
- 8. Prompt payment terms: Net 30
- 9a. Government Purchase Cards accepted at or below the micro-purchase threshold. Yes
- 9b. Government Purchase Cards accepted above the micro-purchase threshold. Yes
- 10. Foreign items: None
- 11a. Time of delivery: 30 days after receipt of order
- 11b. Expedited delivery: Case-by-case basis
- 11c. Overnight and 2-day delivery: Case-by-case basis
- 12. FOB point: All orders \$0 - \$100,000 List Prepay and Add. All orders \$100,001+ List Negotiated.
- 13a. Ordering Address: Same as contractor
- 14. Payment Address: Same as contractor
- 15. Warranty provision: Standard Commercial Warranty
- 16. Export packing charges: N/A
- 17. Government Credit Card Accepted. No additional discounts.
- 18. Terms and conditions of Repair & Maintenance: N/A
- 19. Terms & Conditions of Installation: To be negotiated at time of sale.
- 20. Service: N/A
- 21. Service Points: N/A
- 22. List of participating dealers: Available upon request.
- 23. Preventative maintenance: N/A
- 24a. Special attributes: N/A
- 24b. Section 508 Compliance for EIT: N/A
- 25. DUNS number: 175550631
- 26. Notification regarding registration CCR database: Registration valid until 4/01/2014



Zone	Total List	Price
Zone 1	\$0 - \$7,500	\$150.00
	\$7,501 - \$25,000	10% of Order (Net of Discount)
	\$25,001 - \$50,000	5% of Order (Net of Discount)
	\$50,001 +	Freight Free
Zone 2	\$0 - \$7,500	\$150.00
	\$7,501 - \$25,000	15% of Order (Net of Discount)
	\$25,001 - \$50,000	10% of Order (Net of Discount)
	\$50,001 - \$100,000	5% of Order (Net of Discount)
Zone 3	\$100,000 +	Freight Free
	Canada and New York City, NY	
Call for Quote		





# Options

Fabrics	1
Grade A	2
Grade B	2
Grade C	3
Grade D	5
Laminates	6
Grade A	6
Grade B	6
Paint	6
Trim/Molding	6



# Echo Options



Echo Systems is available in over 128 fabrics, 18 laminates and 4 standard paint colors. We partner with suppliers who use sustainable manufacturing techniques to minimize their impact on the environment. Many of our available fabric selections are manufactured using post-consumer materials, further enhancing Echo's green content.

Swatches in this brochure are an approximation of the pattern and/or color, but may deviate from the final product due to variation in monitor/printer calibration. Please contact us for a physical swatch for an accurate fabric/paint/trim sample.

All fabrics will be applied horizontally. If your project includes 82" high panels there will be an upcharge to apply the fabric on the vertical. Contact us for a quote.































Grade	Grade A			Grade B																							
	Burch Century	Burch Dayton	Burch Foundation	Burch Century	Burch Chain Link	Burch Midway	Burch Century	Burch Chain Link	Burch Midway	Burch Century	Burch Chain Link	Burch Midway															
	Century Aspen 7176	Century Atlantic 7180	Century Oro 7182	Century Amber 7177	Chain Link Canvas 7420	Midway Mineral 7237	Century Dew 7178	Chain Link Natural 7421	Midway Almond 7238	Century Fossil 7179	Chain Link Cocoa 7422	Midway Wheat 7239	Century Driftwood 7181	Chain Link Colonial 7423	Midway Opal 7240	Century Limestone 7183	Chain Link Charcoal 7424	Midway Rye 7241	Century Amber 7177	Chain Link Steel 7425	Midway Saddle 7242	Century Dew 7178	Chain Link Steel 7425	Midway Oasis 7243	Century Fossil 7179	Chain Link Steel 7425	Midway Chambray 7244

Swatches in this brochure are an approximation of the pattern and/or color, but may deviate from the final product due to variation in monitor/printer calibration. Please contact us for a physical swatch for an accurate fabric/paint/trim sample.

NOTE: All fabrics will be applied horizontally. If your project includes 82" high panels there will be an upcharge to apply the fabric on the vertical. Contact us for a quote.






















































## Grade B

Burch Midway								
	Midway Flint 7245	Midway Haze 7246						
Burch Traction								
	Traction Platinum 7245	Traction Jute 7245	Traction Earth 7245					
Burch Cycle								
	Cycle Putty 7724	Cycle Honey 7725	Cycle Graphite 7727	Cycle Cocoa 7726				
Burch Flip								
	Flip Beige 7794	Flip Khaki 7795	Flip Almond 7796	Flip Citrus 7797	Flip Mist 7798	Flip Cosmic 7799	Flip Spa 7800	
Burch Milkyway								
	Milkyway Egg Shell 7903	Milkyway Straw 7904	Milkyway Brindle 7905	Milkyway Sea Spray 7906				
Burch Pinpoint								
	Pinpoint Rain 7746	Pinpoint Mocha 7743	Pinpoint Mica 7740	Pinpoint Khaki 7741	Pinpoint Jute 7742	Pinpoint Charcoal 7747	Pinpoint Cement 7745	Pinpoint Bonsai 7748
								
	Pinpoint Bone 7739	Pinpoint Barley 7744						

## Grade C

## Grade C

Burch Scatter									
	Scatter Parchment 7780	Scatter Taupe 7781	Scatter Natural 7782	Scatter Brass 7783	Scatter Rain 7784	Scatter Stone 7785	Scatter Silver 7786		
Burch Spin									
	Spin Fern 7787	Spin Barley 7788	Spin Graphite 7789	Spin Ivory 7790	Spin Honey 7791	Spin Fog 7792	Spin Ocean 7793		
Burch Starburst									
	Starburst Creme Brulee 7907	Starburst Whitecap 7908	Starburst Wheat 7909	Starburst Seneca 7910	Starburst Taupe 7911	Starburst Mica 7912	Starburst Cosmic 7913	Starburst Depth 7914	
Burch Zenith									
	Zenith Sandstone 7030	Zenith Raindrop 7031	Zenith Taupe 7032	Zenith Straw 7033	Zenith Gravel 7034				
Burch Dune									
	Dune Drift 7330	Dune Erosion 7331	Dune Haze 7332	Dune Kamelos 7333	Dune Clear Sky 7336	Dune Hot Sun 7338	Dune Basin 7339	Dune Windblown 7342	
Burch Dune									
	Dune Gecho 7343	Dune Nectar 7344	Dune Raven 7346	Dune Deep Night 7347	Dune Darkness 7348	Dune Caribbean 7426	Dune Sandbar 7427	Dune Cloudburst 7428	
									
	Dune Shell 7329	Dune Blue Lagoon 7330	Dune Palmetto 7431	Dune Seagrass 7433	Dune Boardwalk 7434	Dune Turning Leaf 7435	Dune Golden 7570	Dune Breeze 7574	

## Grade D

Swatches in this brochure are an approximation of the pattern and/or color, but may deviate from the final product due to variation in monitor/printer calibration. Please contact us for an physical swatch for an accurate fabric/paint/trim sample.

NOTE: All fabrics will be applied horizontally. If your project includes 82" high panels there will be an upcharge to apply the fabric on the vertical. Contact us for a quote.

Swatches in this brochure are an approximation of the pattern and/or color, but may deviate from the final product due to variation in monitor/printer calibration. Please contact us for a physical swatch for an accurate fabric/paint/trim sample.

NOTE: All fabrics will be applied horizontally. If your project includes 82" high panels there will be an upcharge to apply the fabric on the vertical. Contact us for a quote.



Grade D Fabrics	Burch Glitz							
		Glitz Golden 7247	Glitz Bronze 7248	Glitz Chino 7249	Glitz Opal 7250	Glitz Silver 7251	Glitz Dusk 7252	
Grade D Fabrics	Burch Mingle							
		Mingle Natural 9555	Mingle Khaki 9556	Mingle Palm 9557	Mingle Ocean 9558	Mingle Cloud 9559	Mingle Ash 9560	Mingle Cement 9561
	Grade A Laminate	Wilsonart						
			Wild Cherry 7054-60	Fusion Maple 7909-60	Pebble D337-60	Dove Grey D92-60	Neutral Almond D30-60	Frosty White 1573-60
			Black 1595-60	Graphite 4623-60	White Nebula 4621-60			
Grade B Laminate	Wilsonart							
		Almond Leather 2932-60	Nickel EV 4813-60	Bronze Legacy 4656-60	Desert Zephyr 4841-60	Fashion Grey D381-60	Kensington Maple 10776-60	
Grade B Laminate	Wilsonart							
		Winsor Mahogany 7038K-78	Empire Mahogany 7122K-07	Arcade 4938-38	Pewter Mesh 4878-38	Mission Stone 4853-38	Pearl 4886-38	


Grade B Laminate	Wilsonart						
		Beigewood 7850-60	Western Suede 4871-60	Windswept Bronze 4794-60	Twilight Zephyr 4845-60	Casual Linen 4944-38	Pewter Brush 4779-60
Grade B Laminate	Wilsonart						
		Designer White D354-60	Oiled Soapstone 4882-38				
Paint							
		Charcoal CH	Graphite GR	Sand SD	Smoke SM	Metallic Silver MS	
		Charcoal CH	Graphite GR	Sand SD	Smoke SM	Fusion Maple FM	Wild Cherry WC
Grade A Trim							
		Charcoal CH	Graphite GR	Sand SD	Smoke SM	Fusion Maple FM	Wild Cherry WC
Grade B Trim							
		Metallic Silver MS					

Swatches in this brochure are an approximation of the pattern and/or color, but may deviate from the final product due to variation in monitor/printer calibration. Please contact us for an physical swatch for an accurate fabric/paint/trim sample.

Swatches in this brochure are an approximation of the pattern and/or color, but may deviate from the final product due to variation in monitor/printer calibration. Please contact us for a physical swatch for an accurate fabric/paint/trim sample.

NOTE: All fabrics will be applied horizontally. If your project includes 82" high panels there will be an upcharge to apply the fabric on the vertical. Contact us for a quote.





# Panels

Panels	1
Fabric, Non-Powered	2
Fabric, Powered	4
Add-On Panels	6
Plexiglass	6
Panel Accessories	7
Base Trim Parts	7
Mount Kits	7
Electrical	8
Receptacles	8
Feeds	8
Connectors	8

Echo Systems has many available panel, door and add-on options. Panels are offered in acoustical and plexiglass options and can be specified as non-powered or ordered with an 8 wire powered option. Add-on panels can enhance the look and functionality of the system with options for plexiglass, laminate or fabric inserts. A full line of panel accessories can be added such as finish posts, cable management, and wainscot kits.



# Echo Panels



Echo Systems Acoustical Panels are fabric-covered monolithic panels over a recycled steel core. Top caps, side rails and base covers are in trim colors. Panels may be ordered with a 3-circuit powered option. Each panel includes all connection hinges required for assembly. Note: Duplex outlets, electrical jumpers and end of run caps are specified separately. See "Electrical" and "Panel Accessories."



## Fabric Acoustical Panels

To Order, Specify:

- 1) Product Number
- 2) Fabric Color\*
- 3) Paint Color\*

### Fabric Grade Pricing

Grade A:	No Upcharge
Grade B:	+ 10%
Grade C:	+ 20%
Grade D:	+ 30%
COM:	- 10%

### Fabric Acoustical Panel 37" High - No Power

Catalog#	Description	Price
EC-EFN-137	PANEL, ACOUSTICAL, 37" H x 12" W	\$375
EC-EFN-1837	PANEL, ACOUSTICAL, 37" H x 18" W	\$375
EC-EFN-237	PANEL, ACOUSTICAL, 37" H x 24" W	\$375
EC-EFN-3037	PANEL, ACOUSTICAL, 37" H x 30" W	\$450
EC-EFN-337	PANEL, ACOUSTICAL, 37" H x 36" W	\$575
EC-EFN-4237	PANEL, ACOUSTICAL, 37" H x 42" W	\$600
EC-EFN-437	PANEL, ACOUSTICAL, 37" H x 48" W	\$575
EC-EFN-537	PANEL, ACOUSTICAL, 37" H x 60" W	\$575

### Fabric Acoustical Panel 44" High - No Power

Catalog#	Description	Price
EC-EFN-144	PANEL, ACOUSTICAL, 44" H x 12" W	\$300
EC-EFN-1844	PANEL, ACOUSTICAL, 44" H x 18" W	\$300
EC-EFN-244	PANEL, ACOUSTICAL, 44" H x 24" W	\$300
EC-EFN-3044	PANEL, ACOUSTICAL, 44" H x 30" W	\$400
EC-EFN-344	PANEL, ACOUSTICAL, 44" H x 36" W	\$525
EC-EFN-4244	PANEL, ACOUSTICAL, 44" H x 42" W	\$575
EC-EFN-444	PANEL, ACOUSTICAL, 44" H x 48" W	\$525
EC-EFN-544	PANEL, ACOUSTICAL, 44" H x 60" W	\$500

### Fabric Acoustical Panel 50" High - No Power

Catalog#	Description	Price
EC-EFN-150	PANEL, ACOUSTICAL, 50" H x 12" W	\$350
EC-EFN-1850	PANEL, ACOUSTICAL, 50" H x 18" W	\$350
EC-EFN-250	PANEL, ACOUSTICAL, 50" H x 24" W	\$350
EC-EFN-3050	PANEL, ACOUSTICAL, 50" H x 30" W	\$450
EC-EFN-350	PANEL, ACOUSTICAL, 50" H x 36" W	\$575
EC-EFN-4250	PANEL, ACOUSTICAL, 50" H x 42" W	\$625
EC-EFN-450	PANEL, ACOUSTICAL, 50" H x 48" W	\$575
EC-EFN-550	PANEL, ACOUSTICAL, 50" H x 60" W	\$575



### To Order Specify:

- 1) Product Number
- 2) Fabric Color\*
- 3) Paint Color\*

### Fabric Grade Pricing

Grade A:	No Upcharge	Grade D:	+ 30%
Grade B:	+ 10%	COM:	- 10%
Grade C:	+ 20%		

\*Swatches in this brochure are an approximation of the pattern and/or color, but may deviate from the final product due to variation in monitor/printer calibration. Please contact us for a physical swatch for an accurate fabric/paint/trim sample.



Catalog#	Description	Price
EC-EFN-156	PANEL, ACOUSTICAL, 56" H x 12" W	\$400
EC-EFN-1856	PANEL, ACOUSTICAL, 56" H x 18" W	\$400
EC-EFN-256	PANEL, ACOUSTICAL, 56" H x 24" W	\$400
EC-EFN-3056	PANEL, ACOUSTICAL, 56" H x 30" W	\$500
EC-EFN-356	PANEL, ACOUSTICAL, 56" H x 36" W	\$625
EC-EFN-4256	PANEL, ACOUSTICAL, 56" H x 42" W	\$650
EC-EFN-456	PANEL, ACOUSTICAL, 56" H x 48" W	\$625
EC-EFN-556	PANEL, ACOUSTICAL, 56" H x 60" W	\$625

Catalog#	Description	Price
EC-EFN-164	PANEL, ACOUSTICAL, 64" H x 12" W	\$325
EC-EFN-1864	PANEL, ACOUSTICAL, 64" H x 18" W	\$325
EC-EFN-264	PANEL, ACOUSTICAL, 64" H x 24" W	\$325
EC-EFN-3064	PANEL, ACOUSTICAL, 64" H x 30" W	\$425
EC-EFN-364	PANEL, ACOUSTICAL, 64" H x 36" W	\$550
EC-EFN-4264	PANEL, ACOUSTICAL, 64" H x 42" W	\$625
EC-EFN-464	PANEL, ACOUSTICAL, 64" H x 48" W	\$550
EC-EFN-564	PANEL, ACOUSTICAL, 64" H x 60" W	\$525

Catalog#	Description	Price
EC-EFN-168	PANEL, ACOUSTICAL, 68" H x 12" W	\$325
EC-EFN-1868	PANEL, ACOUSTICAL, 68" H x 18" W	\$325
EC-EFN-268	PANEL, ACOUSTICAL, 68" H x 24" W	\$325
EC-EFN-3068	PANEL, ACOUSTICAL, 68" H x 30" W	\$500
EC-EFN-368	PANEL, ACOUSTICAL, 68" H x 36" W	\$625
EC-EFN-4268	PANEL, ACOUSTICAL, 68" H x 42" W	\$675
EC-EFN-468	PANEL, ACOUSTICAL, 68" H x 48" W	\$625
EC-EFN-568	PANEL, ACOUSTICAL, 68" H x 60" W	\$625

Catalog#	Description	Price
EC-EFN-182	PANEL, ACOUSTICAL, 82" H x 12" W	\$500
EC-EFN-1882	PANEL, ACOUSTICAL, 82" H x 18" W	\$600
EC-EFN-282	PANEL, ACOUSTICAL, 82" H x 24" W	\$625
EC-EFN-3082	PANEL, ACOUSTICAL, 82" H x 30" W	\$725
EC-EFN-382	PANEL, ACOUSTICAL, 82" H x 36" W	\$800
EC-EFN-4282	PANEL, ACOUSTICAL, 82" H x 42" W	\$850
EC-EFN-482	PANEL, ACOUSTICAL, 82" H x 48" W	\$875
EC-EFN-582	PANEL, ACOUSTICAL, 82" H x 60" W	\$1,000



Catalog#	Description	Price
EC-EFP-137	PANEL, ACOUSTICAL, 37" H x 12" W	\$475
EC-EFP-1837	PANEL, ACOUSTICAL, 37" H x 18" W	\$475
EC-EFP-237	PANEL, ACOUSTICAL, 37" H x 24" W	\$425
EC-EFP-3037	PANEL, ACOUSTICAL, 37" H x 30" W	\$500
EC-EFP-337	PANEL, ACOUSTICAL, 37" H x 36" W	\$675
EC-EFP-4237	PANEL, ACOUSTICAL, 37" H x 42" W	\$700
EC-EFP-437	PANEL, ACOUSTICAL, 37" H x 48" W	\$675
EC-EFP-537	PANEL, ACOUSTICAL, 37" H x 60" W	\$675

Catalog#	Description	Price
EC-EFP-144	PANEL, ACOUSTICAL, 44" H x 12" W	\$400
EC-EFP-1844	PANEL, ACOUSTICAL, 44" H x 18" W	\$400
EC-EFP-244	PANEL, ACOUSTICAL, 44" H x 24" W	\$350
EC-EFP-3044	PANEL, ACOUSTICAL, 44" H x 30" W	\$450
EC-EFP-344	PANEL, ACOUSTICAL, 44" H x 36" W	\$625
EC-EFP-4244	PANEL, ACOUSTICAL, 44" H x 42" W	\$675
EC-EFP-444	PANEL, ACOUSTICAL, 44" H x 48" W	\$625
EC-EFP-544	PANEL, ACOUSTICAL, 44" H x 60" W	\$600

Catalog#	Description	Price
EC-EFP-150	PANEL, ACOUSTICAL, 50" H x 12" W	\$450
EC-EFP-1850	PANEL, ACOUSTICAL, 50" H x 18" W	\$450
EC-EFP-250	PANEL, ACOUSTICAL, 50" H x 24" W	\$400
EC-EFP-3050	PANEL, ACOUSTICAL, 50" H x 30" W	\$500
EC-EFP-350	PANEL, ACOUSTICAL, 50" H x 36" W	\$675
EC-EFP-4250	PANEL, ACOUSTICAL, 50" H x 42" W	\$725
EC-EFP-450	PANEL, ACOUSTICAL, 50" H x 48" W	\$675
EC-EFP-550	PANEL, ACOUSTICAL, 50" H x 60" W	\$675



To Order Specify:  
 1) Product Number  
 2) Fabric Color\*  
 3) Paint Color\*

Fabric Grade Pricing  
 Grade A: No Upcharge  
 Grade B: + 10%  
 Grade C: + 20%  
 Grade D: + 30%  
 COM: - 10%

\*Swatches in this brochure are an approximation of the pattern and/or color, but may deviate from the final product due to variation in monitor/printer calibration. Please contact us for a physical swatch for an accurate fabric/paint/trim sample.

To Order Specify:  
 1) Product Number  
 2) Fabric Color\*  
 3) Paint Color\*

Fabric Grade Pricing  
 Grade A: No Upcharge  
 Grade B: + 10%  
 Grade C: + 20%  
 Grade D: + 30%  
 COM: - 10%

\*Swatches in this brochure are an approximation of the pattern and/or color, but may deviate from the final product due to variation in monitor/printer calibration. Please contact us for a physical swatch for an accurate fabric/paint/trim sample.

Catalog#	Description	Price
EC-EFP-156	PANEL, ACOUSTICAL, 56" H x 12" W	\$500
EC-EFP-1856	PANEL, ACOUSTICAL, 56" H x 18" W	\$500
EC-EFP-256	PANEL, ACOUSTICAL, 56" H x 24" W	\$450
EC-EFP-3056	PANEL, ACOUSTICAL, 56" H x 30" W	\$550
EC-EFP-356	PANEL, ACOUSTICAL, 56" H x 36" W	\$725
EC-EFP-4256	PANEL, ACOUSTICAL, 56" H x 42" W	\$750
EC-EFP-456	PANEL, ACOUSTICAL, 56" H x 48" W	\$725
EC-EFP-556	PANEL, ACOUSTICAL, 56" H x 60" W	\$725

Catalog#	Description	Price
EC-EFP-164	PANEL, ACOUSTICAL, 64" H x 12" W	\$425
EC-EFP-1864	PANEL, ACOUSTICAL, 64" H x 18" W	\$425
EC-EFP-264	PANEL, ACOUSTICAL, 64" H x 24" W	\$375
EC-EFP-3064	PANEL, ACOUSTICAL, 64" H x 30" W	\$475
EC-EFP-364	PANEL, ACOUSTICAL, 64" H x 36" W	\$650
EC-EFP-4264	PANEL, ACOUSTICAL, 64" H x 42" W	\$725
EC-EFP-464	PANEL, ACOUSTICAL, 64" H x 48" W	\$650
EC-EFP-564	PANEL, ACOUSTICAL, 64" H x 60" W	\$625

Catalog#	Description	Price
EC-EFP-168	PANEL, ACOUSTICAL, 68" H x 12" W	\$425
EC-EFP-1868	PANEL, ACOUSTICAL, 68" H x 18" W	\$425
EC-EFP-268	PANEL, ACOUSTICAL, 68" H x 24" W	\$375
EC-EFP-3068	PANEL, ACOUSTICAL, 68" H x 30" W	\$550
EC-EFP-368	PANEL, ACOUSTICAL, 68" H x 36" W	\$725
EC-EFP-4268	PANEL, ACOUSTICAL, 68" H x 42" W	\$775
EC-EFP-468	PANEL, ACOUSTICAL, 68" H x 48" W	\$725
EC-EFP-568	PANEL, ACOUSTICAL, 68" H x 60" W	\$725

Catalog#	Description	Price
EC-EFP-182	PANEL, ACOUSTICAL, 82" H x 12" W	\$600
EC-EFP-1882	PANEL, ACOUSTICAL, 82" H x 18" W	\$700
EC-EFP-282	PANEL, ACOUSTICAL, 82" H x 24" W	\$675
EC-EFP-3082	PANEL, ACOUSTICAL, 82" H x 30" W	\$775
EC-EFP-382	PANEL, ACOUSTICAL, 82" H x 36" W	\$900
EC-EFP-4282	PANEL, ACOUSTICAL, 82" H x 42" W	\$950
EC-EFP-482	PANEL, ACOUSTICAL, 82" H x 48" W	\$975
EC-EFP-582	PANEL, ACOUSTICAL, 82" H x 60" W	\$1,100



To Order Specify:

1) Product Number	Fabric Grade Pricing	Grade A: No Upcharge	Grade D: + 30%
2) Fabric Color*		Grade B: + 10%	COM: - 10%
3) Paint Color*		Grade C: + 20%	

\*Swatches in this brochure are an approximation of the pattern and/or color, but may deviate from the final product due to variation in monitor/printer calibration. Please contact us for a physical swatch for an accurate fabric/paint/trim sample.

Catalog#	Description	Clear	Frosted
EC-GLAO-212	PLEXIGLAS ADD-ON, 12"H x 24"W	\$300	\$360
EC-GLAO-3012	PLEXIGLAS ADD-ON, 12"H x 30"W	\$325	\$390
EC-GLAO-312	PLEXIGLAS ADD-ON, 12"H x 36"W	\$375	\$450
EC-GLAO-4212	PLEXIGLAS ADD-ON, 12"H x 42"W	\$435	\$522
EC-GLAO-412	PLEXIGLAS ADD-ON, 12"H x 48"W	\$495	\$594
EC-GLAO-512	PLEXIGLAS ADD-ON, 12"H x 60"W	\$505	\$606

Catalog#	Description	Clear	Frosted
EC-GLAO-214	PLEXIGLAS ADD-ON, 14"H x 24"W	\$325	\$390
EC-GLAO-3014	PLEXIGLAS ADD-ON, 14"H x 30"W	\$350	\$420
EC-GLAO-314	PLEXIGLAS ADD-ON, 14"H x 36"W	\$405	\$486
EC-GLAO-4214	PLEXIGLAS ADD-ON, 14"H x 42"W	\$460	\$552
EC-GLAO-414	PLEXIGLAS ADD-ON, 14"H x 48"W	\$520	\$624
EC-GLAO-514	PLEXIGLAS ADD-ON, 14"H x 60"W	\$555	\$666

Catalog#	Description	Clear	Frosted
EC-GLAO-218	PLEXIGLAS ADD-ON, 18"H x 24"W	\$340	\$408
EC-GLAO-3018	PLEXIGLAS ADD-ON, 18"H x 30"W	\$375	\$450
EC-GLAO-318	PLEXIGLAS ADD-ON, 18"H x 36"W	\$435	\$522
EC-GLAO-4218	PLEXIGLAS ADD-ON, 18"H x 42"W	\$490	\$588
EC-GLAO-418	PLEXIGLAS ADD-ON, 18"H x 48"W	\$555	\$666
EC-GLAO-518	PLEXIGLAS ADD-ON, 18"H x 60"W	\$565	\$678

Catalog#	Description	Clear	Frosted
EC-GLAO-220	PLEXIGLAS ADD-ON, 20"H x 24"W	\$360	\$432
EC-GLAO-3020	PLEXIGLAS ADD-ON, 20"H x 30"W	\$400	\$480
EC-GLAO-320	PLEXIGLAS ADD-ON, 20"H x 36"W	\$450	\$540
EC-GLAO-4220	PLEXIGLAS ADD-ON, 20"H x 42"W	\$505	\$606
EC-GLAO-420	PLEXIGLAS ADD-ON, 20"H x 48"W	\$575	\$690
EC-GLAO-520	PLEXIGLAS ADD-ON, 20"H x 60"W	\$595	\$714

Catalog#	Description	Clear	Frosted
EC-GLAO-224	PLEXIGLAS ADD-ON, 24"H x 24"W	\$370	\$444
EC-GLAO-3024	PLEXIGLAS ADD-ON, 24"H x 30"W	\$425	\$510
EC-GLAO-324	PLEXIGLAS ADD-ON, 24"H x 36"W	\$480	\$576
EC-GLAO-4224	PLEXIGLAS ADD-ON, 24"H x 42"W	\$540	\$648
EC-GLAO-424	PLEXIGLAS ADD-ON, 24"H x 48"W	\$610	\$732
EC-GLAO-524	PLEXIGLAS ADD-ON, 24"H x 60"W	\$645	\$774


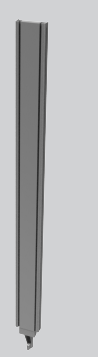


To Order Specify:

- Product Number
- Plexiglas Color\*
- Paint Color\*

\*Swatches in this brochure are an approximation of the pattern and/or color, but may deviate from the final product due to variation in monitor/printer calibration. Please contact us for a physical swatch for an accurate fabric/paint/trim sample.









Base Trim Pieces	Catalog#	Description	Price	
	EC-EC-10	BASE END CAP, BOX OF 10	\$25	
	EC-PCC-180	CONNECTOR COVER, 3-Way, POWER 4", BOX OF 6	\$63	
	EC-PCC-90	CONNECTOR COVER, 2-Way, POWER 4", BOX OF 6	\$60	
T-Mount Kit	Catalog#	Description	Price	
	EC-TMKT-37	T - MOUNT KIT, 37" H	\$60	
	EC-TMKT-44	T - MOUNT KIT, 44" H	\$65	
	EC-TMKT-50	T - MOUNT KIT, 50" H	\$75	
	EC-TMKT-56	T - MOUNT KIT, 56" H	\$70	
	EC-TMKT-64	T - MOUNT KIT, 64" H	\$80	
	EC-TMKT-68	T - MOUNT KIT, 68"H	\$85	
	EC-TMKT-82	T - MOUNT KIT, 82"H	\$100	
Wall Mount Kit	Catalog#	Description	Price	
	EC-WMK-37	WALL MOUNT KIT, 37" H	\$55	
	EC-WMK-44	WALL MOUNT KIT, 44" H	\$60	
	EC-WMK-50	WALL MOUNT KIT, 50" H	\$70	
	EC-WMK-56	WALL MOUNT KIT, 55" H	\$75	
	EC-WMK-64	WALL MOUNT KIT, 64" H	\$85	
	EC-WMK-68	WALL MOUNT KIT, 68"H	\$90	
	EC-WMK-82	WALL MOUNT KIT, 82"H	\$110	
Wall Track	Catalog#	Description	Price	
	EC-WT-60	WALL TRACK, 60" (PAIR)	\$125	
	EC-WT-72	WALL TRACK, 72" (PAIR)	\$150	
	EC-WT-84	WALL TRACK, 80" (PAIR)	\$170	

## To Order Specify:

- 1) Product Number
- 2) Paint Color\*

\*Swatches in this brochure are an approximation of the pattern and/or color, but may deviate from the final product due to variation in monitor/printer calibration. Please contact us for a physical swatch for an accurate fabric/paint/trim sample.

Electrical Receptacles	Catalog#	Description	Price	
	EC-PRD-3	RECEPTACLE, DUPLEX, BOX OF 6	\$205	
	EC-PRDI-5-1	IGR DUPLEX (1 RECEPTACLE)	\$24	
Electrical Top Feeds	Catalog#	Description	Price	
	EC-HP-TFM-10	TOP FEED MODULE, 90" POLE, 120" WIRE	\$660	
Electrical Base Feeds	Catalog#	Description	Price	
	EC-BFM-1	POWERBASE BASE FEED MODULE	\$410	
Electrical - Panel to Panel Connector	Catalog#	Description	Price	
	EC-PCF-3	POWER CONNECTOR, FLEXIBLE	\$100	
		** Each panel is shipped with one flex connector. order only if additional is needed.		
Electrical - 3 or 4-Way Connector	Catalog#	Description	Price	
	EC-PCSS-3	POWER CONNECTOR, STRAIGHT SPAN	\$195	
		** Continues power along a straight panel run intersected by non-powered panels		

## To Order Specify:

- 1) Product Number
- 2) Paint Color (HP-TFM only)\*

\*Swatches in this brochure are an approximation of the pattern and/or color, but may deviate from the final product due to variation in monitor/printer calibration. Please contact us for a physical swatch for an accurate fabric/paint/trim sample.



# Surfaces

Worksurfaces	1
Rectangle Tops	2
Corner Tops	4
D Tops	6
P Tops	6
CounterTops	7
Worksurface Accessories	8
Support Panels	8
Support Columns	9
Mounting Kits	9
Accessories	10

Echo Systems offers unlimited worksurface options. All of our surfaces are produced from FSC-Certified wood components, low VOC adhesives, top quality laminates, and are trimmed in a 3/16" high pressure decorative T mold edge.





# Echo Surfaces



Work surface  
Rectangle

Catalog#	Description	Price
EC-WS-220	WORKSURFACE, 20"D x 24"W	\$170
EC-WS-224	WORKSURFACE, 24"D x 24"W	\$175
EC-WS-230	WORKSURFACE, 30"D x 24"W	\$225
EC-WS-3020	WORKSURFACE, 20"D x 30"W	\$190
EC-WS-3024	WORKSURFACE, 24"D x 30"W	\$195
EC-WS-3030	WORKSURFACE, 30"D x 30"W	\$240
EC-WS-320	WORKSURFACE, 20"D x 36"W	\$215
EC-WS-324	WORKSURFACE, 24"D x 36"W	\$215
EC-WS-330	WORKSURFACE, 30"D x 36"W	\$255
EC-WS-4220	WORKSURFACE, 20"D x 42"W	\$230
EC-WS-4224	WORKSURFACE, 24"D x 42"W	\$240
EC-WS-4230	WORKSURFACE, 30"D x 42"W	\$280
EC-WS-420	WORKSURFACE, 20"D x 48"W	\$235
EC-WS-424	WORKSURFACE, 24"D x 48"W	\$245
EC-WS-430	WORKSURFACE, 30"D x 48"W	\$305
EC-WS-520	WORKSURFACE, 20"D x 60"W	\$275
EC-WS-524	WORKSURFACE, 24"D x 60"W	\$280
EC-WS-530	WORKSURFACE, 30"D x 60"W	\$355
EC-WS-620	WORKSURFACE, 20"D x 72"W	\$390
EC-WS-624	WORKSURFACE, 24"D x 72"W	\$440
EC-WS-630	WORKSURFACE, 30"D x 72"W	\$455
EC-WS-830	WORKSURFACE, 30"D x 96"W	\$515



Rectangle Worksurfaces

\*\*\* Includes Cantilevers and Retainer Channels.

Surfaces

## Worksurfaces


To Order, Specify:

- 1) Product Number
- 2) Laminate Color\*
- 3) Trim Color\*
- 4) Echo Standard Dimension or TT\*\*

\*\* Work surfaces will default to Echo standard dimensions unless noted TT on an order.

Cantilevers Sold Separately

Laminate Grade Pricing  
 Grade A: No Upcharge  
 Grade B: +10%  
 COM: -10%



\*Swatches in this brochure are an approximation of the pattern and/or color, but may deviate from the final product due to variation in monitor/printer calibration. Please contact us for a physical swatch for an accurate fabric/paint/trim sample.

To Order Specify:

- 1) Product Number
- 2) Laminate Surface Color\*
- 3) Vinyl Edge Trim Color\*


Laminate Pricing

Grade A: No Upcharge  
 Grade B: +10%  
 COM: -10%

\*Swatches in this brochure are an approximation of the pattern and/or color, but may deviate from the final product due to variation in monitor/printer calibration. Please contact us for a physical swatch for an accurate fabric/paint/trim sample.

Worksurface - Rectangle  
Notched in Center Rear




Catalog#	Description	Price
EC-WSN-3024	WORKSURFACE, 24"D x 30"W, NOTCHED	\$215
EC-WSN-3030	WORKSURFACE, 30"D x 30"W, NOTCHED	\$250
EC-WSN-324	WORKSURFACE, 24"D x 36"W, NOTCHED	\$230
EC-WSN-330	WORKSURFACE, 30"D x 36"W, NOTCHED	\$250
EC-WSN-4224	WORKSURFACE, 24"D x 42"W, NOTCHED	\$245
EC-WSN-4230	WORKSURFACE, 30"D x 42"W, NOTCHED	\$295
EC-WSN-424	WORKSURFACE, 24"D x 48"W, NOTCHED	\$265
EC-WSN-430	WORKSURFACE, 30"D x 48"W, NOTCHED	\$295
EC-WSN-524	WORKSURFACE, 24"D x 60"W, NOTCHED	\$345
EC-WSN-530	WORKSURFACE, 30"D x 60"W, NOTCHED	\$390
EC-WSN-624	WORKSURFACE, 24"D x 72"W, NOTCHED	\$430
EC-WSN-630	WORKSURFACE, 30"D x 72"W, NOTCHED	\$460



\*\*\* Includes Cantilevers and Retainer Channels.

Worksurface  
Corner

Catalog#	Description	Price
EC-WRCN-424	CORNER WORKSURFACE, 24"D x 48"W, NOTCHED	\$375
EC-WRCN-524	WORKSURFACE, 24"D x 60"W, NOTCHED	\$475
EC-WRCS-324	WORKSURFACE, 24"D x 36"W, NOTCHED	\$300
EC-WRCS-4224	WORKSURFACE, 24"D x 42"W, NOTCHED	\$375
EC-WRCS-430	WORKSURFACE, 30"D x 48"W, NOTCHED	\$480
EC-WASC-324	CORNER WRAP-AROUND, 24" D X 36" W, NOTCHED	\$360
EC-WASC-4224	CORNER WRAP-AROUND, 24" D X 42" W, NOTCHED	\$375
EC-WASC-424	CORNER WRAP-AROUND, 24" D X 48" W, NOTCHED	\$440
EC-WASC-430	CORNER WRAP-AROUND, 30" D X 48" W, NOTCHED	\$440



\*\*\* Includes Cantilevers and Retainer Channels.

To Order Specify:

- 1) Product Number
- 2) Laminate Surface Color\*
- 3) Vinyl Edge Trim Color\*

- 4) Echo Standard Dimension or TT\*\*
- \*\* Work surfaces will default to Echo standard dimensions unless noted TT on an order.  
Cantilevers Sold Separately

Laminate Pricing

- Grade A: No Upcharge  
Grade B: + 10%  
COM: - 10%

\*Swatches in this brochure are an approximation of the pattern and/or color, but may deviate from the final product due to variation in monitor/printer calibration. Please contact us for a physical swatch for an accurate fabric/paint/trim sample.

To Order Specify:

- 1) Product Number
- 2) Laminate Surface Color\*
- 3) Vinyl Edge Trim Color\*

- 4) Echo Standard Dimension or TT\*\*
- \*\* Work surfaces will default to Echo standard dimensions unless noted TT on an order.  
Cantilevers Sold Separately

Laminate Pricing

- Grade A: No Upcharge  
Grade B: + 10%  
COM: - 10%

\*Swatches in this brochure are an approximation of the pattern and/or color, but may deviate from the final product due to variation in monitor/printer calibration. Please contact us for a physical swatch for an accurate fabric/paint/trim sample.

Catalog#	Description	Price
EC-WY-34-2424	EXTENDED CORNER, 36"L x 48"R X 24"D	\$365
EC-WY-35-2424	EXTENDED CORNER, 36"L x 60"R X 24"D	\$425
EC-WY-36-2424	EXTENDED CORNER, 36"L x 72"R X 30"D	\$465
EC-WY-43-2424	EXTENDED CORNER, 48"L x 36"R X 24"D	\$365
EC-WY-45-2424	EXTENDED CORNER, 48"L x 60"R X 24"D	\$440
EC-WY-46-2424	EXTENDED CORNER, 48"L x 72"R X 24"D	\$525
EC-WY-53-2424	EXTENDED CORNER, 60"L x 36"R X 24"D	\$425
EC-WY-54-2424	EXTENDED CORNER, 60"L x 48"R X 24"D	\$440
EC-WY-63-2424	EXTENDED CORNER, 72"L x 36"R X 30"D	\$465
EC-WY-64-2424	EXTENDED CORNER, 72"L x 48"R X 24"D	\$525

Catalog#	Description	Price
EC-WY-34-3030	EXTENDED CORNER, 36"L x 48"R X 30"D	\$465
EC-WY-35-3030	EXTENDED CORNER, 36"L x 60"R X 30"D	\$540
EC-WY-43-3030	EXTENDED CORNER, 48"L x 36"R X 30"D	\$455
EC-WY-45-3030	EXTENDED CORNER, 48"L x 60"R X 30"D	\$535
EC-WY-53-3030	EXTENDED CORNER, 60"L x 36"R X 30"D	\$540
EC-WY-54-3030	EXTENDED CORNER, 60"L x 48"R X 30"D	\$535

Catalog#	Description	Price
EC-WYC-34-2424	EXTENDED CORNER, 36"L x 48"R X 24"D	\$365
EC-WYC-35-2424	EXTENDED CORNER, 36"L x 60"R X 24"D	\$425
EC-WYC-36-2424	EXTENDED CORNER, 36"L x 72"R X 24"D	\$465
EC-WYC-43-2424	EXTENDED CORNER, 48"L x 36"R X 24"D	\$365
EC-WYC-45-2424	EXTENDED CORNER, 48"L x 60"R X 24"D	\$440
EC-WYC-46-2424	EXTENDED CORNER, 48"L x 72"R X 24"D	\$525
EC-WYC-53-2424	EXTENDED CORNER, 60"L x 36"R X 24"D	\$425
EC-WYC-54-2424	EXTENDED CORNER, 60"L x 48"R X 24"D	\$440
EC-WYC-63-2424	EXTENDED CORNER, 72"L x 36"R X 24"D	\$465
EC-WYC-64-2424	EXTENDED CORNER, 72"L x 48"R X 24"D	\$525

\*\*\* Includes Cantilevers and Retainer Channels.

Catalog#	Description	Price
EC-DWST-430-T	D-SHAPED TOP, 30"D x 48"W	\$214
EC-DWST-530-T	D-SHAPED TOP, 30"D x 60"W	\$245
EC-DWST-536-T	D-SHAPED TOP, 36"D x 60"W	\$260
EC-DWST-630-T	D-SHAPED TOP, 30"D x 72"W	\$315
EC-DWST-636-T	D-SHAPED TOP, 36"D x 72"W	\$427

Catalog#	Description	Price
EC-PWST-530-L-T	P-SHAPED TOP, 30"D x 60"W	\$280
EC-PWST-530-R-T	D-SHAPED TOP, 30"D x 60"W	\$280
EC-PWST-630-L-T	D-SHAPED TOP, 30"D x 72"W	\$443
EC-PWST-630-R-T	D-SHAPED TOP, 30"D x 72"W	\$443
EC-PWST-536-L-T	D-SHAPED TOP, 36"D x 72"W	\$437
EC-PWST-536-R-T	D-SHAPED TOP, 36"D x 72"W	\$437

\*\*\*NOTE: Support Columns, Panel Mount Kits, or Flush Mount Kits are specified seperately.

To Order Specify:

- 1) Product Number
- 2) Laminate Surface Color\*
- 3) Vinyl Edge Trim Color\*

- 4) Echo Standard Dimension or TT\*\*
- \*\* Work surfaces will default to Echo standard dimensions unless noted TT on an order.  
Cantilevers Sold Separately

Laminate Pricing

- Grade A: No Upcharge  
Grade B: + 10%  
COM: - 10%

\*Swatches in this brochure are an approximation of the pattern and/or color, but may deviate from the final product due to variation in monitor/printer callibration. Please contact us for a physical swatch for an accurate fabric/paint/trim sample.

To Order Specify:

- 1) Product Number
- 2) Laminate Surface Color\*
- 3) Vinyl Edge Trim Color\*

- 4) Echo Standard Dimension or TT\*\*
- \*\* Work surfaces will default to Echo standard dimensions unless noted TT on an order.  
Cantilevers Sold Separately

Laminate Pricing

- Grade A: No Upcharge  
Grade B: + 10%  
COM: - 10%

\*Swatches in this brochure are an approximation of the pattern and/or color, but may deviate from the final product due to variation in monitor/printer callibration. Please contact us for a physical swatch for an accurate fabric/paint/trim sample.



Catalog#	Description	Price
EC-CTRE-2415	COUNTER TOP, RIGHT-ANGLE, 15"D x 24"W	\$338
EC-CTRE-4815	COUNTER TOP, RIGHT-ANGLE, 15"D x 48"W	\$730
EC-CTSE-215	COUNTER TOP, RECTANGLE, 15"D x 24"W	\$198
EC-CTSE-3015	COUNTER TOP, RECTANGLE, 15"D x 30"W	\$212
EC-CTSE-315	COUNTER TOP, RECTANGLE, 15"D x 36"W	\$221
EC-CTSE-415	COUNTER TOP, RECTANGLE, 15"D x 48"W	\$234
EC-CTSE-4215	COUNTER TOP, RECTANGLE, 15"D x 42"W	\$230
EC-CTSE-515	COUNTER TOP, RECTANGLE, 15"D x 60"W	\$248

\*\*\* Includes countertop brackets.

Catalog#	Description	Price
EC-WSP-2429-L	WORKSURFACE, SUPPORT PANEL, 24" D X 29" H, LEFT	\$285
EC-WSP-2429-R	WORKSURFACE, SUPPORT PANEL, 24" D X 29" H, RIGHT	\$285
EC-WSP-3029-L	WORKSURFACE, SUPPORT PANEL, 30" D X 29" H, LEFT	\$310
EC-WSP-3029-R	WORKSURFACE, SUPPORT PANEL, 30" D X 29" H, RIGHT	\$310

To Order Specify:

- 1) Product Number
- 2) Laminate Surface Color\*
- 3) Vinyl Edge Trim Color\*

- 4) Echo Standard Dimension or TT\*\*
- \*\* Work surfaces will default to Echo standard dimensions unless noted TT on an order.  
Cantilevers Sold Separately

Laminate Pricing

- Grade A: No Upcharge  
Grade B: + 10%  
COM: - 10%

\*Swatches in this brochure are an approximation of the pattern and/or color, but may deviate from the final product due to variation in monitor/printer calibration. Please contact us for a physical swatch for an accurate fabric/paint/trim sample.

To Order Specify:



- 1) Product Number
- 2) Laminate Surface Color\*
- 3) Vinyl Edge Trim Color\*

- 4) Echo Standard Dimension or TT\*\*
- \*\* Work surfaces will default to Echo standard dimensions unless noted TT on an order.  
Table Bases available in BLACK ONLY.




Laminate Pricing

- Grade A: No Upcharge  
Grade B: + 10%  
COM: - 10%

\*Swatches in this brochure are an approximation of the pattern and/or color, but may deviate from the final product due to variation in monitor/printer calibration. Please contact us for a physical swatch for an accurate fabric/paint/trim sample.

Support Column	Catalog#	Description	Price	
	EC-HCC-1	SUPPORT COLUMN, SINGLE LEG	\$166	
Mounting Kits	Catalog#	Description	Price	
	EC-FMK-1	MOUNTING KIT, FLUSH MOUNT (set of 2)	\$30	
EC-PMK-1	MOUNTING KIT, PANEL MOUNT	\$32		

\*\* Charcoal Only

Accessories	Catalog#	Description	Price	
	EC-AKP-ESI**	ARTICULATING KEYBOARD TRAY	\$465	
	EC-DS-3-GR-C**	PENCIL DRAWER-NEW GENERIC	\$58	
	EC-WSG-1**	GROMMET	\$30	

\*\* Charcoal Only

To Order Specify:  
 1) Product Number  
 2) Paint Color\*

To Order Specify:  
 1) Product Number  
 2) Paint Color\*

\*Swatches in this brochure are an approximation of the pattern and/or color, but may deviate from the final product due to variation in monitor/printer calibration. Please contact us for a physical swatch for an accurate fabric/paint/trim sample.

\*Swatches in this brochure are an approximation of the pattern and/or color, but may deviate from the final product due to variation in monitor/printer calibration. Please contact us for a physical swatch for an accurate fabric/paint/trim sample.



## Accessories

Shelves	2
Regular Shelf	2
Low Shelf	2
Flipper Doors - Fabric	3
Flipper Doors - Laminate	3
Tasklights	4
Tackboards	5
Pedestals	6

Echo Systems offers numerous overhead, storage, task lighting, tackboard, and filing options. Flipper Doors are available in Fabric or Laminate.





# Echo Accessories



Shelf Regular Shelf

Catalog#	Description	Price
EC-SR-2	REGULAR SHELF, 13 5/8"D X 24"W	\$140
EC-SR-30	REGULAR SHELF, 13 5/8"D X 30"W	\$145
EC-SR-3	REGULAR SHELF, 13 5/8"D X 36"W	\$150
EC-SR-42	REGULAR SHELF, 13 5/8"D X 42"W	\$155
EC-SR-4	REGULAR SHELF, 13 5/8"D X 48"W	\$160
EC-SR-5	REGULAR SHELF, 13 5/8"D X 60"W	\$175

Shelf Assembly Low Shelf

Catalog#	Description	Price
EC-SL-2	LOW SHELF, 13 5/8"D X 24"W	\$140
EC-SL-30	LOW SHELF, 13 5/8"D X 30"W	\$140
EC-SL-3	LOW SHELF, 13 5/8"D X 36"W	\$150
EC-SL-42	LOW SHELF, 13 5/8"D X 42"W	\$150
EC-SL-4	LOW SHELF, 13 5/8"D X 48"W	\$150
EC-SL-5	LOW SHELF, 13 5/8"D X 60"W	\$165



Accessories - Shelves




To Order Specify:  
 1) Product Number  
 2) Paint & Trim Color\*

\*Swatches in this brochure are an approximation of the pattern and/or color, but may deviate from the final product due to variation in monitor/printer calibration. Please contact us for a physical swatch for an accurate fabric/paint/trim sample.

Flipper Door  
Fabric

Catalog#	Description	Price
EC-FDRF-2	FLIPPER DOOR, REG DEPTH, FABRIC, 24"W	\$240
EC-FDRF-30	FLIPPER DOOR, REG DEPTH, FABRIC, 30"W	\$250
EC-FDRF-3	FLIPPER DOOR, REG DEPTH, FABRIC, 36"W	\$270
EC-FDRF-42	FLIPPER DOOR, REG DEPTH, FABRIC, 42"W	\$310
EC-FDRF-4	FLIPPER DOOR, REG DEPTH, FABRIC, 48"W	\$310
EC-FDRF-5	FLIPPER DOOR, REG DEPTH, FABRIC, 60"W	\$380




\*\* For use with regular shelf assemblies.

To Order Specify:		Fabric Grade Pricing	
1) Product Number	Grade A:	No Upcharge	Grade D: + 30%
2) Fabric Color*	Grade B:	+ 10%	COM: - 10%
3) Paint & Trim Color*	Grade C:	+ 20%	

Flipper Door  
Laminate

Catalog#	Description	Price
EC-FDRL-2	FLIPPER DOOR, REG DEPTH, LAMINATE, 24"W	\$293
EC-FDRL-30	FLIPPER DOOR, REG DEPTH, LAMINATE, 30"W	\$297
EC-FDRL-3	FLIPPER DOOR, REG DEPTH, LAMINATE, 36"W	\$313
EC-FDRL-42	FLIPPER DOOR, REG DEPTH, LAMINATE, 42"W	\$332
EC-FDRL-4	FLIPPER DOOR, REG DEPTH, LAMINATE, 48"W	\$362
EC-FDRL-5	FLIPPER DOOR, REG DEPTH, LAMINATE, 60"W	\$427




\*\* For use with regular shelf assemblies.

To Order Specify:		Laminate Grade Pricing	
1) Product Number	Grade A:	No Upcharge	
2) Laminate Color*	Grade B:	+ 10%	
3) Paint & Trim Color*	COM:	- 10%	

Tasklights

Catalog#	Description	Price
EC--TL-2	TASKLIGHT, 24"W	\$175
EC--TL-30	TASKLIGHT, 30"W	\$185
EC--TL-3	TASKLIGHT, 36"W	\$195
EC--TL-42	TASKLIGHT, 42"W	\$200
EC--TL-4	TASKLIGHT, 48"W	\$205
EC--TL-5	TASKLIGHT, 60"W	\$220



To Order Specify:  
 1) Product Number  
 \* Available in BLACK ONLY

\*Swatches in this brochure are an approximation of the pattern and/or color, but may deviate from the final product due to variation in monitor/printer calibration. Please contact us for a physical swatch for an accurate fabric/paint/trim sample.

Tackstrip - 5" H	Catalog#	Description	Price
	EC-TB-2405	TACKBOARD, 5"H x 24"W	\$110
	EC-TB-3005	TACKBOARD, 5"H x 30"W	\$110
	EC-TB-3605	TACKBOARD, 5"H x 36"W	\$115
	EC-TB-4205	TACKBOARD, 5"H x 42"W	\$120
	EC-TB-4805	TACKBOARD, 5"H x 48"W	\$125
	EC-TB-6005	TACKBOARD, 5"H x 60"W	\$145

Tackstrip - 11" H	Catalog#	Description	Price
	EC-TB-2411	TACKBOARD, 11"H x 24"W	\$120
	EC-TB-3011	TACKBOARD, 11"H x 30"W	\$120
	EC-TB-3611	TACKBOARD, 11"H x 36"W	\$125
	EC-TB-4211	TACKBOARD, 11"H x 42"W	\$130
	EC-TB-4811	TACKBOARD, 11"H x 48"W	\$145
	EC-TB-6011	TACKBOARD, 11"H x 60"W	\$170

Tackstrip - 16" H	Catalog#	Description	Price
	EC-TB-2416	TACKBOARD, 16"H x 24"W	\$130
	EC-TB-3016	TACKBOARD, 16"H x 30"W	\$135
	EC-TB-3616	TACKBOARD, 16"H x 36"W	\$140
	EC-TB-4216	TACKBOARD, 16"H x 42"W	\$155
	EC-TB-4816	TACKBOARD, 16"H x 48"W	\$155
	EC-TB-6016	TACKBOARD, 16"H x 60"W	\$180

Pedestals	Catalog#	Description	Price
	EC-HP-1212-FPED	PEDESTAL, 12", FILE/FILE	\$454
	EC-HP-6612-FPED	PEDESTAL, 6", DRAWER / DRAWER / 12" FILE	\$454

To Order Specify:  
 1) Product Number  
 2) Fabric Color\*

Fabric Grade Pricing  
 Grade A: No Upcharge  
 Grade B: + 10%  
 Grade C: + 20%

Grade D: + 30%  
 COM: - 10%

To Order Specify:  
 1) Product Number  
 2) Paint Color\*

\*Swatches in this brochure are an approximation of the pattern and/or color, but may deviate from the final product due to variation in monitor/printer calibration. Please contact us for a physical swatch for an accurate fabric/paint/trim sample.

\*Swatches in this brochure are an approximation of the pattern and/or color, but may deviate from the final product due to variation in monitor/printer calibration. Please contact us for a physical swatch for an accurate fabric/paint/trim sample.





S Y S T E M S F U R N I T U R E

235 SOUTH 56TH STREET

CHANDLER, AZ 85226

PHONE: 800-280-5000 FAX: 480-894-1907