



General Services Administration
Federal Supply Service
Authorized Federal Supply Schedule

Catalog/Price List

Effective: January 25, 2012

**DIRECTING
PEOPLE
BY DESIGN**

since 1971



INNERFACE Architectural Signage Inc.
5849 Peachtree Road
Atlanta, GA 30047
(770) 921-5566 (800) 445-4796
FAX (770) 279-1327
www.innerfacesign.com

General Services Administration
Federal Supply Service
Authorized Federal Supply Schedule Catalog/Price List

On-line access to contract ordering information, terms and conditions, up-to-date pricing, and the option to create an electronic delivery order is available through GSA Advantage!, a menu-driven database system. The INTERNET address for GSA Advantage! is www.GSAAdvantage.gov

SCHEDULE TITLE: Schedule 078 - Sports, Promotional, Outdoor, Recreational, Trophies and Signs
(SPORTS)

FSC GROUP - Group 99

FSC CLASS (ES): 9905

CONTRACT NUMBER: GS-07F-0362J

CONTRACT PERIOD: 9/1/09 through 8/31/14

CONTRACTOR'S NAME, ADDRESS, TELEPHONE AND FAX NUMBER;
E-MAIL AND/OR WEB SITE URL:

INNERFACE Architectural Signage Inc.
5849 Peachtree Road
Atlanta, GA 30341

Telephone: 800-445-4796 (local) 770-921-5566
Fax: 770-279-1327
E-Mail: sales@innerfacesign.com
Web Site: www.innerfacesign.com

CONTRACTOR'S ADMINISTRATION SOURCE: Ms. Glenda Cannon, Vice President, CFO

BUSINESS SIZE/TYPE: Small/Manufacturer

CUSTOMER INFORMATION:

1a. TABLE OF AWARDED SPECIAL ITEM NUMBERS (SIN's)

<u>SIN</u>	<u>DESCRIPTION</u>
366-11	Signs - Architectural/wayfinding, site/facility identification, parking and related products and services.

Prices shown herein are net (discount deducted)
Effective: January 25, 2012

GENERAL INFORMATION

-
- 1b. LOWEST PRICED MODEL NUMBER AND PRICE FOR EACH SIN:
(Government net price based on a unit of one)
- | SIN | MODEL | PRICE |
|--------|--|--------------|
| 366-11 | Laminate Door Identification Tag Blank | \$ 5.65/each |
2. MAXIMUM ORDER: \$100,000
3. MINIMUM ORDER: \$5.00
4. GEOGRAPHIC COVERAGE: The 50 United States, Washington, D.C. and Puerto Rico
5. POINT(S) OF PRODUCTION: Atlanta, Dekalb County, GA
6. BASIC DISCOUNT: Net Discount Deducted.
7. QUANTITY DISCOUNT(S): None.
8. PROMPT PAYMENT TERMS: Net 30.
- 9a. TYPE OF GOVERNMENT PURCHASE CARD ACCEPTED: Visa and Mastercard accepted at or below the micro-purchase threshold of \$3,000.00
- 9b. TYPE OF GOVERNMENT PURCHASE CARD ACCEPTED: Visa and Mastercard accepted at or above the micro-purchase threshold of \$3,000.00
10. FOREIGN ITEMS: None
- 11a. TIME OF DELIVERY: 30 Days ARO.
- 11b. EXPEDITED DELIVERY: Items available for expedited delivery are noted in this price list.
- 11c. OVERNIGHT AND 2-DAY DELIVERY: Customer may call for availability and rates for overnight and 2-day delivery.
- 11d. URGENT DELIVERY: When the delivery period above does not meet the customer's bonafide urgent delivery requirements, customers are encouraged, if time permits, to contact the contractor for the purpose of requesting accelerated delivery. The contractor shall reply within 3 working days after receipt. (Telephonic replies shall be confirmed by the contractor in writing.) If the contractor offers an accelerated delivery time acceptable to the customer, any orders placed pursuant to the agreed upon delivery time frame shall be delivered within this shorter delivery time and in accordance with all other terms and conditions of the contract.

12. FOB POINT: Origin
- 13a. ORDERING ADDRESS: Same as contractor
- 13b. ORDERING PROCEDURES: For supplies and services, the ordering procedures, information on Blanket Purchase Agreements (BPA's), and a sample BPA can be found at the GSA/FSS Schedule homepage (fss.gsa.gov/schedules).
14. PAYMENT ADDRESS: Same as contractor
15. WARRANTY PROVISION: Standard Commercial Warranty. Customer should contact contractor for a copy of the warranty.
16. EXPORT PACKING CHARGES: N/A
17. TERMS AND CONDITIONS OR GOVERNMENT PURCHASE CARD ACCEPTANCE: No additional discount given for use of purchase card.
18. TERMS AND CONDITIONS OF RENTAL, MAINTENANCE AND REPAIR: N/A
19. TERMS AND CONDITIONS OF INSTALLATION: N/A
20. TERMS AND CONDITIONS OF REPAIR PARTS INDICATING DATE OF PARTS PRICE LISTS AND ANY DISCOUNTS FROM PRICE LISTS: N/A
- 20a. TERMS AND CONDITIONS FOR ANY OTHER SERVICES: N/A
21. LIST OF SERVICE AND DISTRIBUTION POINTS: N/A
22. LIST OF PARTICIPATING DEALERS: N/A
23. PREVENTATIVE MAINTENANCE: N/A
- 24a. ENVIRONMENTAL ATTRIBUTES (eg. RECYCLED CONTENT, ENERGY EFFICIENCY, AND/OR REDUCED POLLUTANTS): None.
- 24b. SECTION 508 COMPLIANCE: N/A
25. DUNS #: 056235948
26. NOTIFICATION OF REGISTRATION IN CENTRAL CONTRACTOR REGISTRATION (CCR) DATABASE: Active in CCR

- 1) These net prices are effective January 25, 2012.
- 2) An INNERFACE module includes a frame, a lettered or blank insert, and foam tape for mounting. Prices are based on standard type styles in standard colors and standard INNERFACE typography formats. Other type styles are available upon special request.
- 3) To price INNERFACE modules, please add the frame price to the insert price. There are additional charges for other Mounting Materials/Methods (see pages 36 & 37) , and Accessories such as Accent Stripes (see page 39), and other added features.
- 4) Prices are based on standard frame color and perimeter stripe color combinations. Beveled edge frames do not have perimeter stripes.


















Color #1 Tan	White Perimeter Stripe
Color #2 Brown	White Perimeter Stripe
Color #3 Light Gray	Medium Gray Perimeter Stripe
Color #4 Burgundy	White Perimeter Stripe
Color #5 Slate Gray	White Perimeter Stripe
Color #6 Green	White Perimeter Stripe
Color #7 Blue	White Perimeter Stripe
Color #8 Black	White Perimeter Stripe
Color #9 Graphite Blue	White Perimeter Stripe
Color #10 Teal	White Perimeter Stripe
Color #11 Ivory	Black Perimeter Stripe
Color #12 Laurel	White Perimeter Stripe

- 5) One (1) key is included at no charge for each \$100.00 value of order up to a maximum of ten (10) keys. Additional keys are available for \$0.99 each.
- 6) Freight, Installation and applicable taxes are additional charges.
- 7) Any variation from the above will require a quotation per project requirements. Variations may include bilingual messages, special graphics, logos, dimensional numbers, custom color, custom perimeter stripe, custom formats or custom type styles.
- 8) See page 45 for ordering information on interior products.
- 9) Please refer to our INNERFACE brochures or visit us online at <http://www.innerfacesign.com> for additional information.

Accent Stripes	39	Perpendicular Mounted Frames	36
Accessories	38,39	Photo Frames	17
ADAPT Modules	42 - 44	Pin Mounts	37
Angled Stands	37	Plaque Modules 1.0 - 3.5	1
Announcement Frames	17	Plaque Modules 3.7 - 4.2	2
Backplates	37	Plaque Modules 4.22 - 4.44	3
Beveled Edge Frames	40	Plaque Modules 4.5 - 4.88	4
California Standard Restroom Signs	19	Plaque Modules 4.99 - 6.0	5
Ceiling Mounted Directional Modules	25 - 32	Plaque Modules 6.1 - 6.22	6
Ceiling Mounted Frames	36	Plaque Modules 6.2E - 6.33E	7
Custom Set-Up Charges	41	Plaque Modules 6.4 - 7.0	8
Dedication Plaques	39	Plaque Modules 7.1 - 8.5	9
Designer's Series	40	Plaque Modules 8.6 - 9.0	10
Desk Name Bar	17	Plaque Module 9.1	11
Desk Top Mounts	36	Raised Letters	39
Dimensional Letters - Exterior	61	Retro-Fit Plates	42,43
Door Identification Tags	21	Seal All Four Sides	39
Doorbands	20	Secondary Directory Modules 10.0 - 11.1	12
Dry Erase Boards	40	Secondary Directory Modules 12.0 - 13.0	13
Electronic Message Centers (LED)	62,63	Secondary Directory Modules 13.1 - 14.1	14
Elevator Plates	42	Secondary Directory Modules 15.0, 15.1	15
Exterior Signs	46 - 63	Secondary Directory Modules 16.0,16.1	16
File Holders	18	Set-Up Charges	41
Fire Evacuation Modules, Kits & Symbols	21	Shop Drawings	39
InnerDot Modules	42 - 44	Single Unit Plaques - Exterior	42,43
Layout Drawings	39	Single Unit Plaques - Interior	42 - 44
Letterguide	20	Special Modules	17 - 21
Lettering	38	Stanchions	39
Magnetic Tape Mount	37	Terms and Conditions	64
Main Directory Modules	22 - 24	Vandal Resistant Tape	37
Medical Insert Kits	20	Velcro Tape Mount	37
Metal Ring Frames	40	Vinyl Cut Arrows	38
Mounting Materials/Methods	36,37	Vinyl Cut Letters	38
Ordering Information - Interior Products	45	Vinyl Cut Symbols	38
Paper Grips	18	Wall Mounted Directional Modules	33 - 35
Partition Clips	36	Wood Frame System	40




















PLAQUE MODULES

GSA Price List

Frame/Insert		Detail	Frame	Lettered Insert	Blank Insert
		2-1/4" x 4-1/2"	12.65	12.07	5.06
1.0	1.0/A				
		4-1/2" x 4-1/2"	14.21	14.80	5.06
2.0	2.0/A				
		4-1/2" x 4-1/2"	16.74	12.65	5.06
2.1	2.1/A	One 2.1/A Header Insert		7.40	1.95
	2.1/B	One 2.1/B Strip Insert			
		4-1/2" x 4-1/2"	16.74	12.65	5.06
2.11	2.11/A	One 2.11/A Header Insert		7.40	1.95
	2.11/B	One 2.11/B Strip Insert			
		4-1/2" x 4-1/2"	18.88	12.65	5.06
2.2	2.2/A	One 2.2/A Header Insert		7.40 each	2.14 each
	2.2/B	Two 2.2/B Strip Inserts			
		4-1/2" x 4-1/2"	18.88	12.65	5.06
2.22	2.22/A	One 2.22/A Header Insert		7.40 each	2.14 each
	2.22/B	Two 2.22/B Strip Inserts			
		4-1/2" x 4-1/2"	14.21	7.40	5.06
2.6	2.6/A	One 2.6/A Top Insert		7.40	5.06
	2.6/B	One 2.6/B Bottom Insert			
		2-1/4" x 7"	14.99	15.58	5.06
3.0	3.0/A				
		2-1/4" x 7"	48.87	N/A	N/A
3.5		(No Insert) "In Use/Enter" Sliding Bar			






















PLAQUE MODULES

GSA Price List

Frame/Insert		Detail	Frame	Lettered Insert	Blank Insert
		4-1/2" x 7"	18.88	15.77	5.06
3.7	3.7/A				
		7" x 7"	22.19	18.88	5.06
4.0	4.0/A				
	 	7" x 7" One 4.1/A Header Insert One 4.1/B Strip Insert	25.12	17.91 9.35	5.06 2.53
4.1	4.1/A 4.1/B				
	 	7" x 7" One 4.11/A Header Insert One 4.11/B Strip Insert	25.12	17.91 9.35	5.06 2.53
4.11	4.11/A 4.11/B				
	 	7" x 7" One 4.1E/A Header Insert One 4.1E/B Strip Insert 4.1E/B-Set Blank White Cardstock Inserts (100 per set)	25.12	17.91 13.43	5.06 5.06 40.30per set
4.1E	4.1E/A 4.1E/B				
	 	7" x 7" One 4.11E/A Header Insert One 4.11E/B Strip Insert 4.11E/B-Set Blank White Cardstock Inserts (100 per set)	25.12	17.91 13.43	5.06 5.06 40.30per set
4.11E	4.11E/A 4.11E/B				
	 	7" x 7" One 4.2/A Header Insert Two 4.2/B Strip Inserts	27.84	17.91 9.35each	5.06 2.53 each
4.2	4.2/A 4.2/B				



















PLAQUE MODULES

GSA Price List

Frame/Insert	Detail	Frame	Lettered Insert	Blank Insert
 4.22	 4.22/A  4.22/B	7" x 7" One 4.22/A Header Insert Two 4.22/B Strip Inserts 27.84	17.91 9.35 each	5.06 2.53 each
 4.2E	 4.2E/A  4.2E/B	7" x 7" One 4.2E/A Header Insert Two 4.2E/B Strip Inserts 4.2E/B-Set Blank White Cardstock Inserts (100 per set) 27.84	17.91 13.43 each	5.06 5.06 each 40.30 per set
 4.22E	 4.22E/A  4.22E/B	7" x 7" One 4.22E/A Header Insert Two 4.22E/B Strip Inserts 4.22E/B-Set Blank White Cardstock Inserts (100 per set) 27.84	17.91 13.43 each	5.06 5.06 each 40.30 per set
 4.3	 4.3/A  4.3/B	7" x 7" One 4.3/A Header Insert Three 4.3/B Strip Inserts 29.79	17.91 9.36 each	5.06 2.53 each
 4.33	 4.33/A  4.33/B	7" x 7" One 4.33/A Header Insert Three 4.33/B Strip Inserts 29.79	17.91 9.35 each	5.06 2.53 each
 4.4	 4.4/A  4.4/B	7" x 7" One 4.4/A Header Insert Four 4.4/B Strip Inserts 33.29	17.91 9.35 each	5.06 2.53 each
 4.44	 4.44/A  4.44/B	7" x 7" One 4.44/A Header Insert Four 4.44/B Strip Inserts 33.29	17.91 9.35 each	5.06 2.53 each
















PLAQUE MODULES

GSA Price List

Frame/Insert	Detail	Frame	Lettered Insert	Blank Insert
 <p>4.5</p>	 <p>4.5/A</p>	60.35	17.91	5.06
 <p>4.55</p>	 <p>4.55/B</p>	34.27	9.35 each	2.73 each
 <p>4.6</p>	 <p>4.6/A</p>  <p>4.6/B</p>	22.19	13.43	5.06
 <p>4.7</p>	 <p>4.7/A</p>  <p>4.7/B</p>	22.19	13.43	5.06
 <p>4.8</p>	 <p>4.8/A</p>  <p>4.8/C</p>  <p>4.8/B</p>	45.75	17.91	5.06
 <p>4.88</p>	 <p>4.88/A</p>  <p>4.88/C</p>  <p>4.88/B</p>	45.75	17.91	5.06



















PLAQUE MODULES

GSA Price List

Frame/Insert	Detail	Frame	Lettered Insert	Blank Insert
 <p>4.99</p>	 <p>4.99/A 4.99/B</p>	<p>11-3/4" x 7" One 4.99/A Header Insert Nine 4.99/B Strip Inserts</p>	<p>49.84</p> <p>17.91 9.35 each</p>	<p>5.06 2.53 each</p>
 <p>5.0</p>	 <p>5.0/A</p>	<p>2-1/4" x 8-3/4"</p>	<p>15.58</p> <p>15.77</p>	<p>5.06</p>
 <p>5.2</p>	 <p>5.2/A 5.2/B</p>	<p>2-1/4" x 8-3/4" One 5.2/A Left Insert One 5.2/B Right Insert</p>	<p>15.58</p> <p>5.84 10.12</p>	<p>5.06 5.06</p>
 <p>5.3</p>		<p>2-1/4" x 8-3/4" (No Insert) In Use/Enter Sliding Bar</p>	<p>57.04</p> <p>N/A</p>	<p>N/A</p>
 <p>5.5</p>	 <p>5.5/A</p>	<p>4-1/2" x 8-3/4"</p>	<p>20.05</p> <p>16.74</p>	<p>5.06</p>
 <p>5.6</p>	 <p>5.6/A 5.6/B</p>	<p>4-1/2" x 8-3/4" One 5.6/A Top Insert One 5.6/B Bottom Insert</p>	<p>20.05</p> <p>8.57 8.57</p>	<p>5.06 5.06</p>
 <p>5.7</p>	 <p>5.7/A</p>	<p>4-1/2" x 8-3/4" One 5.7/A Header Insert "In Use/Enter" Sliding Bar</p>	<p>66.00</p> <p>15.77</p>	<p>5.06</p>
 <p>6.0</p>	 <p>6.0/A</p>	<p>8-3/4" x 8-3/4"</p>	<p>28.23</p> <p>27.65</p>	<p>5.65</p>

















PLAQUE MODULES

GSA Price List

Frame/Insert	Detail	Frame	Lettered Insert	Blank Insert
 <p>6.1</p>	 6.1/A  6.1/B	8-3/4" x 8-3/4" One 6.1/A Header Insert One 6.1/B Strip Insert	29.98 23.56 10.12	5.65 3.50
 <p>6.11</p>	 6.11/A  6.11/B	8-3/4" x 8-3/4" One 6.11/A Header Insert One 6.11/B Strip Insert	29.98 23.56 10.12	5.65 3.50
 <p>6.1E</p>	 6.1E/A  6.1E/B	8-3/4" x 8-3/4" One 6.1E/A Header Insert One 6.1E/B Strip Insert 6.1E/B-Set Blank White Cardstock Inserts (100 per set)	29.98 23.56 14.99	5.65 5.65 56.46 per set
 <p>6.11E</p>	 6.11E/A  6.11E/B	8-3/4" x 8-3/4" One 6.11E/A Header Insert One 6.11E/B Strip Insert 6.11E/B-Set Blank White Cardstock Inserts (100 per set)	29.98 23.56 14.99	5.65 5.65 61.13 per set
 <p>6.2</p>	 6.2/A  6.2/B	8-3/4" x 8-3/4" One 6.2/A Header Insert Two 6.2/B Strip Inserts	31.73 23.56 10.12 each	5.65 3.50 each
 <p>6.22</p>	 6.22/A  6.22/B	8-3/4" x 8-3/4" One 6.22/A Header Insert Two 6.22/B Strip Inserts	31.73 23.56 10.12 each	5.65 3.50 each











PLAQUE MODULES

GSA Price List

Frame/Insert	Detail	Frame	Lettered Insert	Blank Insert
 <p>6.2E</p>	 6.2E/A  6.2E/B 8-3/4" x 8-3/4" One 6.2E/A Header Insert Two 6.2E/B Strip Inserts 6.2E/B-Set Blank White Cardstock Inserts (100 per set)	31.73	23.56 14.99 each	5.65 5.65 each 61.13 per set
 <p>6.22E</p>	 6.22E/A  6.22E/B 8-3/4" x 8-3/4" One 6.22E/A Header Insert Two 6.22E/B Strip Inserts 6.22E/B-Set Blank White Cardstock Inserts (100 per set)	31.73	23.56 14.99 each	5.65 5.65 each 61.13 per set
 <p>6.3</p>	 6.3/A  6.3/B 8-3/4" x 8-3/4" One 6.3/A Header Insert Three 6.3/B Strip Inserts	33.29	23.56 10.12 each	5.65 3.50 each
 <p>6.33</p>	 6.33/A  6.33/B 8-3/4" x 8-3/4" One 6.33/A Header Insert Three 6.33/B Strip Inserts	33.29	23.56 10.12 each	5.65 3.50 each
 <p>6.3E</p>	 6.3E/B 8-3/4" x 8-3/4" No Header Insert Three 6.3E/B Strip Inserts 6.3E/B-Set Blank White Cardstock Inserts (100 per set)	33.29	14.99 each	5.65 each 61.13 per set
 <p>6.33E</p>	 6.33E/B 8-3/4" x 8-3/4" No Header Insert Three 6.33E/B Strip Inserts 6.33E/B-Set Blank White Cardstock Inserts (100 per set)	33.29	14.99 each	5.65 each 61.13 per set










PLAQUE MODULES

GSA Price List

Frame/Insert	Detail	Frame	Lettered Insert	Blank Insert
 <p>6.4</p>  <p>6.4/A 6.4/B</p>	<p>8-3/4" x 8-3/4"</p> <p>One 6.4/A Header Insert Four 6.4/B Strip Inserts</p>	<p>34.85</p>	<p>23.56 9.35 each</p>	<p>5.65 3.50 each</p>
 <p>6.44</p>  <p>6.44/A 6.44/B</p>	<p>8-3/4" x 8-3/4"</p> <p>One 6.44/A Header Insert Four 6.44/B Strip Inserts</p>	<p>34.85</p>	<p>23.56 10.12 each</p>	<p>5.65 3.50 each</p>
 <p>6.5</p>  <p>6.5/A</p>	<p>8-3/4" x 8-3/4"</p> <p>One 6.5/A Header Insert "In Use/Enter" Sliding Bar</p>	<p>73.40</p>	<p>23.95</p>	<p>5.65</p>
 <p>6.6</p>  <p>6.6/A 6.6/B</p>	<p>8-3/4" x 8-3/4"</p> <p>One 6.6/A Top Insert One 6.6/B Bottom Insert</p>	<p>29.98</p>	<p>21.81 21.81</p>	<p>5.65 5.65</p>
 <p>7.0</p>  <p>7.0/A</p>	<p>7" x 11-3/4"</p>	<p>29.59</p>	<p>29.40</p>	<p>5.65</p>








PLAQUE MODULES

GSA Price List

Frame/Insert		Detail	Frame	Lettered Insert	Blank Insert
	7.1	7" x 11-3/4"	29.59		
	7.1/A	One 7.1/A Top Insert		14.99	5.65
	7.1/B	One 7.1/B Bottom Insert		14.99	5.65
	7.5	7" x 11-3/4"	80.99		
	7.5/A	One 7.5/A Header Insert "In Use/Enter" Sliding Bar		28.62	5.65
	8.0	11-3/4" x 11-3/4"	40.50	37.38	5.84
	8.0/A				
	8.5	11-3/4" x 11-3/4"	90.92		
	8.5/A	One 8.5/A Header Insert "In Use/Enter" Sliding Bar		35.43	5.84



PLAQUE MODULES

GSA Price List

Frame/Insert	Detail	Frame	Lettered Insert	Blank Insert
	8.6	11-3/4" x 11-3/4"	43.42	
	8.6/A	One 8.6/A Top Insert	30.96	5.84
	8.6/B	One 8.6/B Bottom Insert	30.96	5.84
	8.86	11-3/4" x 18"	49.84	40.50
	8.86/A			7.98
	9.0	16" x 16"	54.32	44.39
	9.0/A			9.93





PLAQUE MODULES

GSA Price List

Frame/Insert	Detail	Frame	Lettered Insert	Blank Insert
 <p>9.1</p>	<p>18" x 18"</p>	<p>58.80</p>	<p>47.50</p>	<p>10.51</p>
 <p>9.1/A</p>				













SECOND DIRECTORY MODULES

GSA Price List

Frame/Insert		Detail	Frame	Lettered Insert	Blank Insert
	10.0	11-3/4" x 11-3/4" One 10.0/A Header Insert Five 10.0/B Strip Inserts One 10.0/C Base Insert	110.00	18.88 14.02 each 14.02	5.84 5.06 each 5.06
	10.0/A				
	10.0/B				
	10.0/C				
	10.1	11-3/4" x 18" One 10.1/A Header Insert Five 10.1/B Strip Inserts One 10.1/C Base Insert	128.30	19.27 14.99 each 14.99	7.59 5.84 each 5.84
	10.1/A				
	10.1/B				
	10.1/C				
	11.0	18-5/16" x 11-3/4" One 11.0/A Header Insert Ten 11.0/B Strip Inserts One 11.0/C Base Insert	174.44	18.88 14.02 each 14.02	5.84 5.06 each 5.06
	11.0/A				
	11.0/B				
	11.0/C				
	11.1	18-9/16" x 18" One 11.1/A Header Insert Ten 11.1/B Strip Inserts One 11.1/C Base Insert	192.35	19.27 14.99 each 14.99	7.59 5.84 each 5.84
	11.1/A				
	11.1/B				
	11.1/C				













SECOND DIRECTORY MODULES

GSA Price List

Frame/Insert	Detail	Frame	Lettered Insert	Blank Insert	
	25-1/8" x 11-3/4" One 12.0/A Header Insert Fifteen 12.0/B Strip Inserts One 12.0/C Base Insert	236.16	18.88	5.84	
	12.0	14.02 each	5.06 each	14.02	5.06
	 12.0/A  12.0/B  12.0/C	12.0/A	12.0/B	12.0/C	
	25-1/8" x 18" One 12.1/A Header Insert Fifteen 12.1/B Strip Inserts One 12.1/C Base Insert	254.07	19.27	7.59	
	12.1	14.99 each	5.84 each	14.99	5.84
	 12.1/A  12.1/B  12.1/C	12.1/A	12.1/B	12.1/C	
	31-7/16" x 11-3/4" One 13.0/A Header Insert Twenty 13.0/B Strip Inserts One 13.0/C Base Insert	290.09	18.88	6.42	
	13.0	14.02 each	5.06 each	14.02	5.06
	 13.0/A  13.0/B  13.0/C	13.0/A	13.0/B	13.0/C	

SECOND DIRECTORY MODULES


GSA Price List

Frame/Insert	Detail	Frame	Lettered Insert	Blank Insert
 <p style="text-align: center;">13.1</p>	<p>31-11/16" x 18"</p> <p>One 13.1/A Header Insert</p> <p>Twenty 13.1/B Strip Inserts</p> <p>One 13.1/C Base Insert</p>   	<p>308.78</p>	<p>19.27</p> <p>14.99 each</p> <p>14.99</p>	<p>7.59</p> <p>5.84 each</p> <p>5.84</p>
 <p style="text-align: center;">14.0</p>	<p>18" x 18"</p> <p>One 14.0/A Header Insert</p> <p>Five 14.0/B Strip Inserts</p> <p>One 14.0/C Base Insert</p>   	<p>146.41</p>	<p>19.86</p> <p>15.58 each</p> <p>15.58</p>	<p>8.37</p> <p>7.59 each</p> <p>7.59</p>
 <p style="text-align: center;">14.1</p>	<p>18" x 24"</p> <p>One 14.1/A Header Insert</p> <p>Five 14.1/B Strip Inserts</p> <p>One 14.1/C Base Insert</p>   	<p>198.58</p>	<p>21.22</p> <p>18.30 each</p> <p>18.30</p>	<p>11.29</p> <p>9.35 each</p> <p>9.35</p>

SECOND DIRECTORY MODULES

GSA Price List

Frame/Insert	Detail	Frame	Lettered Insert	Blank Insert
--------------	--------	-------	-----------------	--------------




15.0

28" x 18"	209.29		
One 15.0/A Header Insert		19.86	8.37
Ten 15.0/B Strip Inserts		15.58 each	7.59 each
One 15.0/C Base Insert		15.58	7.59



15.0/A
15.0/B
15.0/C



15.1









28" x 24"	283.86		
One 15.1/A Header Insert		21.22	11.29
Ten 15.1/B Strip Inserts		18.30 each	9.35 each
One 15.1/C Base Insert		18.30	9.35



15.1/A
15.1/B
15.1/C















SECOND DIRECTORY MODULES

GSA Price List

Frame/Insert	Detail	Frame	Lettered Insert	Blank Insert	
 <p style="text-align: center;">16.0</p>	38" x 18"	272.57			
	One 16.0/A Header Insert		19.86	8.37	
	Fifteen 16.0/B Strip Inserts		15.58 each	7.59 each	
	One 16.0/C Base Insert		15.58	7.59	
		16.0/A			
		16.0/B			
		16.0/C			
	<hr/>				
	 <p style="text-align: center;">16.1</p>	38" x 24"	366.99		
		One 16.1/A Header Insert		21.22	11.29
Fifteen 16.1/B Strip Inserts			18.30 each	9.35 each	
One 16.1/C Base Insert			18.30	9.35	
		16.1/A			
		16.1/B			
		16.1/C			






SPECIAL MODULES

GSA Price List

Desk Name Bar		Detail	Frame	Lettered Insert	Blank Insert
	 (Side)	2-1/4" x 8-3/4" x 1" 1" Thick Black Gloss Acrylic Bar with 5.0 Faceplate and Insert	51.79	15.77	5.06
5.0					
Frame/Insert					
	 5.5PW/B	8-3/4" x 4-1/2" No Header One 5.5PW/B Strip Insert One Window for Photo by Client	24.53	7.40	1.95
5.5PW					
	 6.0PW/BL  6.0PW/BR	8-3/4" x 8-3/4" No Header One 6.0PW/BL Left Strip Insert One 6.0PW/BR Right Strip Insert Two Windows for Photos by Client	35.24	7.40 7.40	1.95 1.95
6.0PW					
	7.24	7" x 24"	78.85	32.71	21.42
	7.24/A				
	 8.11/A	11-9/16" x 9-1/16" Insert Not Required; frame designed to hold standard 8 1/2 x 11" paper Thumb Notch in Backplate (for easier removal of paper)	32.12	31.73	5.84
8.11					
	 8.12/A  8.12/B	14-1/8" x 9-1/16" Main Insert Not Required; frame designed to hold standard 8 1/2 x 11" paper One 8.12/A Header Insert One 8.12/B Main Insert Thumb Notch in Backplate (for easier removal of paper)	48.67	18.88 31.73	6.42 6.42
8.12					





SPECIAL MODULES




GSA Price List

Frame/Insert	Detail	Frame	Lettered Insert	Blank Insert
 <p>8.14</p> <p>8.14/A</p> <p>8.14/B</p>	<p>17" x 9-1/16"</p> <p>Main Insert Not Required; frame designed to hold standard 8-1/2" x 14" paper</p> <p>One 8.14/A Header Insert</p> <p>One 8.14/B Main Insert</p> <p>Thumb Notch in Backplate (for easier removal of paper)</p>	<p>57.04</p> <p>2.34 each</p>	<p>18.88</p> <p>38.35</p>	<p>5.84</p> <p>5.84</p>
 <p>8.99</p> <p>8.99/A</p>	<p>12" x 12"</p>	<p>40.50</p>	<p>37.38</p>	<p>5.84</p>
 <p>25.0 (Front)</p> <p>(Side)</p>	<p>10-3/8" x 11-3/4"</p> <p>File Holder (standard back)</p>	<p>34.85</p>		
 <p>25.1 (Front)</p> <p>(Side)</p> <p>25.1/A</p>	<p>10-3/8" x 11-3/4"</p> <p>File Holder with Lettered Strip (standard black with standard strip color and typestyle)</p>	<p>49.65</p>		
 <p>26.0</p>	<p>5-1/2"</p> <p>Paper Grip with Black Cap on each end</p> <p>Natural Aluminum</p> <p>Bronze</p>			<p>7.79</p> <p>8.37</p>

SPECIAL MODULES

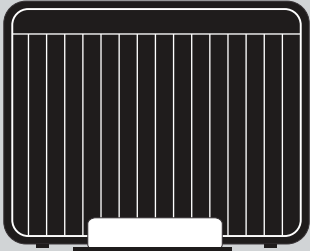
GSA Price List

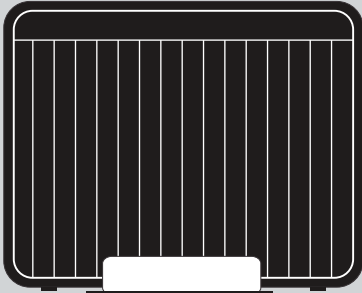
Frame/Insert	Detail	Frame	Lettered Insert	Blank Insert	
	29.0	14" x 11-3/4"			
		One 29.0/A Header Insert	100.46	18.88	5.84
		One 29.0/B Main Insert or One 29.0/B Map Insert		37.38	5.84
		One 29.0/C Base Insert (Standard Colors plus Fire Red) * Blueprints must be provided		*55.68	N/A
		One 29.0/C Base Insert (Standard Colors plus Fire Red) * Blueprints must be provided		14.02	5.06
		Artwork Fee per floorplan	244.53		
		All other module selections require special attention, please call your INNERFACE Project Manager for more information.			
	29.0/A				
	29.0/B				
	29.0/C				

Module	Description	Price
 California/Women	5.5/W	
	California Standard Restroom Sign	
	Women (12" Round Sign)	83.52
	Men (12" Triangular Sign)	83.52
 California/Men	5.5/M	
	Innerdot California Companion Plaque	
	WOMEN: 5.5W-ID (4-1/2" x 8-3/4")	34.65
	MEN: 5.5M-ID (4-1/2" x 8-3/4")	34.65
 California/Unisex	5.5/RR	
	UNISEX: 5.5RR-ID (4-1/2" x 8-3/4")	34.65
	Single Unit California Companion Plaque	
	WOMEN: 5.5W-Single (4-1/2" x 8-3/4")	38.35
	MEN: 5.5M-Single (4-1/2" x 8-3/4")	38.35
	UNISEX: 5.5RR-Single (4-1/2" x 8-3/4")	38.35
NOTE: The State of California requires that the California Restroom Sign be accompanied by an ADA compliant companion sign. Standard 5.5 Companion Plaques are available as either InnerDot or Single Unit Plaques. Other Modules will be priced using the ADAPT Price List. Refer to page 44 for more detail.		

SPECIAL MODULES


GSA Price List



Module 27.0	Detail	Price	Pre-Printed Strips	Blank Strips (100 per set)
 <p>27.0</p>	Medical Insert Kit	115.26		
	25 sets of 16 pre-printed messages* and 100 blank strips in a storage box, for use in Modules 4.1, 4.2, 4.3 and 4.4			
	Additional Strips		1.95 each	13.82/set

Module 27.6	Detail	Price	Pre-Printed Strips	Blank Strips (100 per set)
 <p>27.6</p>	Medical Insert Kit	123.04		
	25 sets of 16 pre-printed messages* and 100 blank strips in a storage box, for use in Modules 6.1, 6.2, 6.3 and 6.4			
	Additional Strips		2.14 each	16.35/set

* The following pre-printed messages are included with Modules 27.0 and 27.6


Check with Nurses	Respiration Isolation	Liquids Only	No Smoking
Complete Bed Rest	Your Nurse is _____	Isolation	Oxygen In Use
Intake Output	Wound & Skin Precautions	No Visitors	Procedure in Progress
Immediate Family Only	Two Visitors Only	N P O	Radiation in Use





Module 28.0	Detail	Price
	Letterguide (18" x 24")	281.52
	The following lettering tools are included: Format Guide, Triangle, Scale, X-acto knife with blade, Squeegee and Burnisher.	

Doorbands	Detail	Price
	Standard Doorband with Copy	113.31
	Backscreened acrylic with surface applied vinyl copy (size varies; maximum size is 7" x 48")	
	Standard Doorband with Copy and Symbol	131.22
	Backscreened acrylic with surface applied vinyl copy (size varies; maximum size is 7" x 48")	

SPECIAL MODULES

GSA Price List

Door ID Tag		Detail	Lettered Tag	Blank Tag
		1-1/2" x 4-1/2" Acrylic Door Identification Tag with surface applied vinyl copy	9.54	5.65

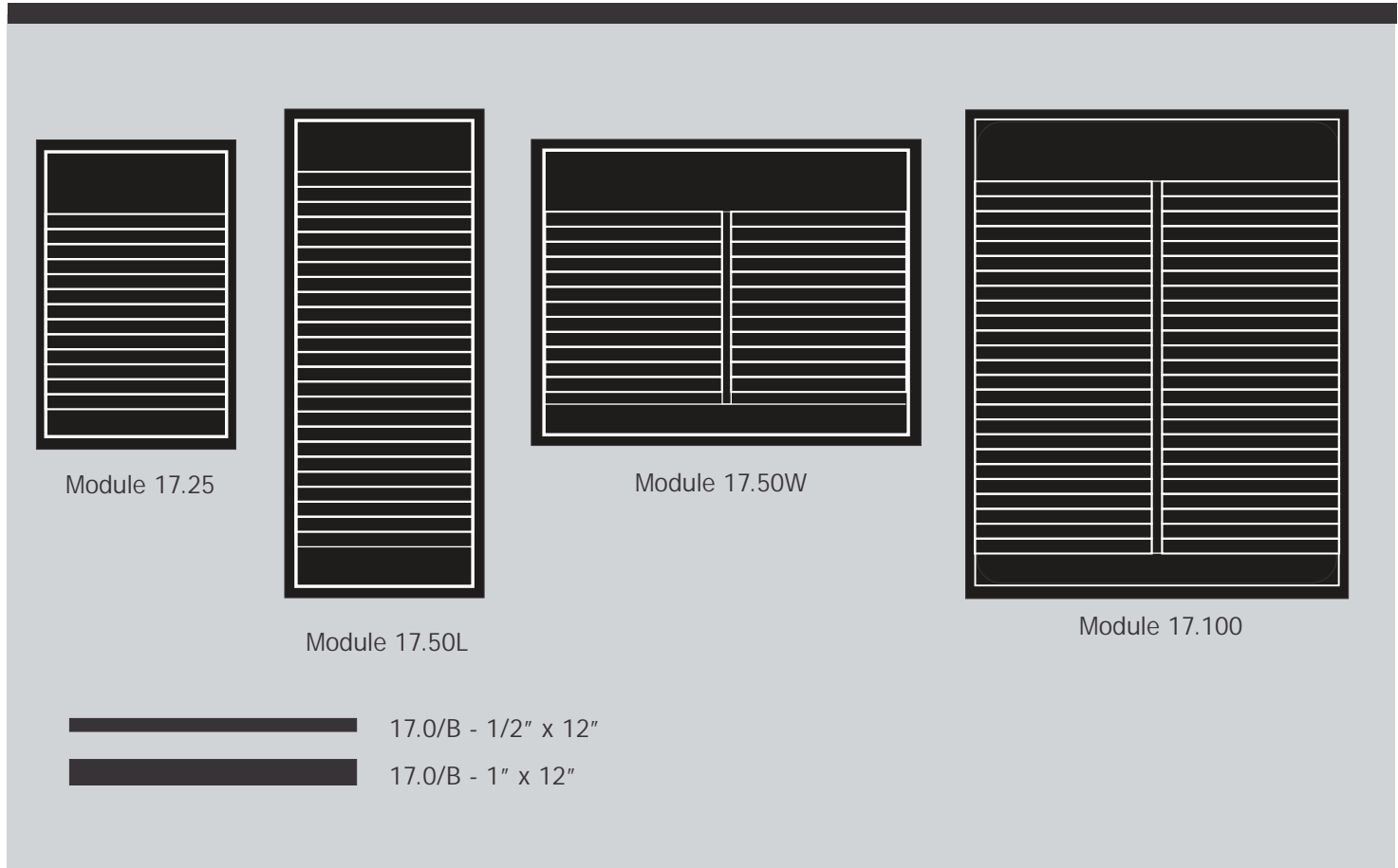
Fire Evacuation		Detail	Frame	Lettered Insert	Blank Insert
		14" x 11-3/4"	100.46		
29.0		One 29.0/A Header Insert		18.88	5.84
		One 29.0/B Main Insert		37.38	5.84
		or One 29.0/B Map Insert		*55.68	N/A
		One 29.0/C Base Insert		14.02	5.06
		(Standard Colors plus Fire Red)			
		* Blueprints must be provided			
		Artwork Fee per floorplan	244.53		
		All other module selections require special attention, please call your INNERFACE Project Manager for more information.			
	29.0/A				
	29.0/B				
	29.0/C				

Fire Evacuation Kits/Symbols	Description	Price
	Fire Evacuation Kit (Includes dots in map size and legend size, all symbols, and all legends necessary for Fire Evacuation Plan; enough for four (4) maps)	98.12
	Fire Evacuation Symbols Vinyl Symbols Only Set (enough for four (4) maps)	25.31

MAIN DIRECTORY MODULES

GSA Price List


Module/Size	Square Frame*	Radius Frame*	Custom Header**	Lettered Insert	Blank Insert	Pedestal Mount
Module 17.25 20-1/2" x 12-7/8" 25 each 1/2" Strip Inserts or 12 each 1" Strip Inserts	518.66	596.53	89.56	13.43 each 19.86 each	6.81 each 9.93 each	N/A
Module 17.50L 32-1/2" x 13-3/16" 50 each 1/2" Strip Inserts or 25 each 1" Strip Inserts	658.05	756.96	119.15	13.43 each 19.86 each	6.81 each 9.93 each	N/A
Module 17.50W 20-1/2" x 25-11/16" 50 each 1/2" Strip Inserts or 24 each 1" Strip Inserts	663.51	763.19	157.31	13.43 each 19.86 each	6.81 each 9.93 each	200.14
Module 17.100 32-1/2" x 25-11/16" 100 each 1/2" Strip Inserts or 50 each 1" Strip Inserts	971.12	1,116.75	157.31	13.43 each 19.86 each	6.81 each 9.93 each	309.95




MAIN DIRECTORY MODULES

GSA Price List

Module/Size	Square Frame*	Radius Frame*	Custom Header**	Lettered Insert	Blank Insert	Pedestal Mount
Module 17.150 32-1/2" x 38-3/16" 150 each 1/2" Strip Inserts or 75 each 1" Strip Inserts	1,281.06	1,474.20	209.49	13.43 each 19.86 each	6.81 each 9.93 each	408.85
Module 17.200 32-1/2" x 50-11/16" 200 each 1/2" Strip Inserts or 100 each 1" Strip Inserts	1,701.60	1,957.03	268.67	13.43 each 19.86 each	6.81 each 9.93 each	529.56



Module 17.150



Module 17.200

-  17.0/B - 1/2" x 12"
-  17.0/B - 1" x 12"

* Frame prices are for wall mounted units and include standard lettered Main Directory Header to read "Directory" in the standard color (black or white) and typestyle. Frame prices include crating charges.

** Price for silkscreened Main Directory Header with one line message only, in the standard color (black or white) and typestyle. For a message on the Main Directory Base, the cost is \$77.22 per unit.


If Map/Site Plan Panels are to be incorporated into Main Directory Unit, the following charges will apply:

Map Screening Charges (1-Color)	107.08
Each additional color for Map Screening	76.32
Artwork Fee per Plan	244.14
Map Panel	Based on Size
Digital Map Panel Set-Up Fee	85.66

MAIN DIRECTORY MODULES

GSA Price List


Module/Size	Square Frame*	Radius Frame*	Custom Header**	Lettered Insert	Blank Insert	Pedestal Mount
Module 17.250 32-1/2" x 63-3/16" 250 each 1/2" Strip Inserts or 125 each 1" Strip Inserts	2,249.07	2,586.27	315.40	13.43 each 19.86 each	6.81 each 9.93 each	563.05
Module 17.300 32-1/2" x 75-11/16" 300 each 1/2" Strip Inserts or 150 each 1" Strip Inserts	2,696.86	3,101.81	391.72	13.43 each 19.86 each	6.81 each 9.93 each	605.88




Module 17.250



17.0/B - 1/2" x 12"



17.0/B - 1" x 12"



Module 17.300

CEILING MOUNTED DIRECTIONAL MODULES

GSA Price List

Prices for Ceiling Mounted Directional Modules include one (1) message per face. Each additional message is \$ 8.96. Each arrow is \$ 8.96. Solid Ceiling Mount is \$ 54.71. "R" indicates radius corners, and "S" indicates square corners. Prices include crating. Prices do not include Perimeter Stripe (see Page 31 for Perimeter Stripe pricing).

Ceiling Mounted Directionals - RADIUS CORNERS

Module	Size	Blank	Single-Face	Double-Face
Module 30.295R	9-1/2" x 22-1/2" x 3/8"	193.91	233.63	275.68
Module 30.595R	9-1/2" x 22-1/2" x 1-3/4"	339.54	376.14	415.86
Module 30.395R	9-1/2" x 22-1/2" x 3"	380.81	418.20	461.81
Module 30.2R	11-1/2" x 22-1/2" x 3/8"	230.26	245.31	290.48
Module 30.5R	11-1/2" x 22-1/2" x 1-3/4"	355.89	396.39	436.89
Module 30.3R	11-1/2" x 22-1/2" x 3"	400.28	440.00	485.17
Module 30.215R	15" x 22-1/2" x 3/8"	213.38	252.32	294.37
Module 30.515R	15" x 22-1/2" x 1-3/4"	373.81	410.41	450.12
Module 30.315R	15" x 22-1/2" x 3"	416.64	456.35	499.19
Module 33.295R	9-1/2" x 36" x 3/8"	216.50	253.88	298.27
Module 33.595R	9-1/2" x 36" x 1-3/4"	376.14	414.30	454.02
Module 33.395R	9-1/2" x 36" x 3"	422.09	461.03	503.86
Module 33.2R	11-1/2" x 36" x 3/8"	227.40	268.67	312.28
Module 33.5R	11-1/2" x 36" x 1-3/4"	396.39	435.33	478.16
Module 33.3R	11-1/2" x 36" x 3"	444.67	484.39	528.78
Module 33.215R	15" x 36" x 3/8"	251.54	293.59	329.42
Module 33.515R	15" x 36" x 1-3/4"	440.00	481.28	522.55
Module 33.315R	15" x 36" x 3"	493.74	535.01	577.84

CEILING MOUNTED DIRECTIONAL MODULES

GSA Price List

Prices for Ceiling Mounted Directional Modules include one (1) message per face. Each additional message is \$ 8.96. Each arrow is \$ 8.96. Solid Ceiling Mount is \$ 54.71. "R" indicates radius corners, and "S" indicates square corners. Prices include crating. Prices do not include Perimeter Stripe (see Page 31 for Perimeter Stripe pricing).

Ceiling Mounted Directionals - RADIUS CORNERS

Module	Size	Blank	Single-Face	Double-Face
Module 31.295R	9-1/2" x 46-1/2" x 3/8"	237.52	275.68	320.07
Module 31.595R	9-1/2" x 46-1/2" x 1-3/4"	414.30	452.46	491.40
Module 31.395R	9-1/2" x 46-1/2" x 3"	464.92	503.08	545.13
Module 31.2R	11-1/2" x 46-1/2" x 3/8"	249.98	290.48	335.65
Module 31.5R	11-1/2" x 46-1/2" x 1-3/4"	435.33	475.82	517.10
Module 31.3R	11-1/2" x 46-1/2" x 3"	488.28	528.00	573.17
Module 31.215R	15" x 46-1/2" x 3/8"	273.35	320.07	368.35
Module 31.515R	15" x 46-1/2" x 1-3/4"	471.15	512.43	553.70
Module 31.315R	15" x 46-1/2" x 3"	528.00	569.28	614.44
Module 34.595R	9-1/2" x 60" x 1-3/4"	443.89	482.83	521.77
Module 34.395R	9-1/2" x 60" x 3"	496.85	535.79	577.06
Module 34.5R	11-1/2" x 60" x 1-3/4"	467.26	506.97	547.47
Module 34.3R	11-1/2" x 60" x 3"	524.11	563.05	607.43
Module 34.515R	15" x 60" x 1-3/4"	547.47	593.42	637.81
Module 34.315R	15" x 60" x 3"	614.44	656.50	705.56

CEILING MOUNTED DIRECTIONAL MODULES

GSA Price List

Prices for Ceiling Mounted Directional Modules include one (1) message per face. Each additional message is \$ 8.96. Each arrow is \$ 8.96. Solid Ceiling Mount is \$ 54.71. "R" indicates radius corners, and "S" indicates square corners. Prices include crating. Prices do not include Perimeter Stripe (see Page 31 for Perimeter Stripe pricing).

Ceiling Mounted Directionals - RADIUS CORNERS

Module	Size	Blank	Single-Face	Double-Face
Module 35.595R	9-1/2" x 72" x 1-3/4"	473.49	511.65	550.69
Module 35.395R	9-1/2" x 72" x 3"	528.78	568.50	609.77
Module 35.5R	11-1/2" x 72" x 1-3/4"	499.19	538.13	578.62
Module 35.3R	11-1/2" x 72" x 3"	558.37	597.31	641.70
Module 35.515R	15" x 72" x 1-3/4"	563.82	605.10	646.37
Module 35.315R	15" x 72" x 3"	630.80	669.74	716.46
Module 36.595R	9-1/2" x 84" x 1-3/4"	503.86	591.86	633.13
Module 36.395R	9-1/2" x 84" x 3"	563.05	599.65	644.04
Module 36.5R	11-1/2" x 84" x 1-3/4"	528.78	623.01	666.62
Module 36.3R	11-1/2" x 84" x 3"	593.42	631.58	676.74
Module 36.515R	15" x 84" x 1-3/4"	658.05	705.56	753.06
Module 36.315R	15" x 84" x 3"	735.93	781.10	835.61
Module 32.595R	9-1/2" x 93" x 1-3/4"	529.56	569.28	607.43
Module 32.395R	9-1/2" x 93" x 3"	594.20	627.68	674.41
Module 32.5R	11-1/2" x 93" x 1-3/4"	559.15	598.09	640.14
Module 32.3R	11-1/2" x 93" x 3"	624.57	664.28	709.45
Module 32.515R	15" x 93" x 1-3/4"	727.36	781.10	834.05
Module 32.315R	15" x 93" x 3"	813.81	864.43	924.39

CEILING MOUNTED DIRECTIONAL MODULES

GSA Price List

Prices for Ceiling Mounted Directional Modules include one (1) message per face. Each additional message is \$ 8.96. Each arrow is \$ 8.96. Solid Ceiling Mount is \$ 54.71. "R" indicates radius corners, and "S" indicates square corners. Prices include crating. Prices do not include Perimeter Stripe (see Page 31 for Perimeter Stripe pricing).

Ceiling Mounted Directionals - SQUARE CORNERS

Module	Size	Blank	Single-Face	Double-Face
Module 30.295S	9-1/2" x 22-1/2" x 3/8"	119.93	157.31	200.14
Module 30.595S	9-1/2" x 22-1/2" x 1-3/4"	203.26	242.20	281.91
Module 30.395S	9-1/2" x 22-1/2" x 3"	231.29	269.45	311.51
Module 30.2S	11-1/2" x 22-1/2" x 3/8"	126.16	165.88	211.04
Module 30.5S	11-1/2" x 22-1/2" x 1-3/4"	214.16	254.66	295.93
Module 30.3S	11-1/2" x 22-1/2" x 3"	244.93	283.47	328.64
Module 30.215S	15" x 22-1/2" x 3/8"	132.39	168.99	212.60
Module 30.515S	15" x 22-1/2" x 1-3/4"	225.06	264.00	302.94
Module 30.315S	15" x 22-1/2" x 3"	254.66	292.81	337.20
Module 33.295S	9-1/2" x 36" x 3/8"	133.17	170.55	214.16
Module 33.595S	9-1/2" x 36" x 1-3/4"	228.18	267.89	305.27
Module 33.395S	9-1/2" x 36" x 3"	258.55	295.15	340.32
Module 33.2S	11-1/2" x 36" x 3/8"	140.96	180.67	225.06
Module 33.5S	11-1/2" x 36" x 1-3/4"	239.06	281.13	321.63
Module 33.3S	11-1/2" x 36" x 3"	271.01	310.73	356.67
Module 33.215S	15" x 36" x 3/8"	156.53	198.58	242.20
Module 33.515S	15" x 36" x 1-3/4"	267.89	307.61	349.66
Module 33.315S	15" x 36" x 3"	301.38	341.88	390.16

CEILING MOUNTED DIRECTIONAL MODULES

GSA Price List

Prices for Ceiling Mounted Directional Modules include one (1) message per face. Each additional message is \$ 8.96. Each arrow is \$ 8.96. Solid Ceiling Mount is \$ 54.71. "R" indicates radius corners, and "S" indicates square corners. Prices include crating. Prices do not include Perimeter Stripe (see Page 31 for Perimeter Stripe pricing).

Ceiling Mounted Directionals - SQUARE CORNERS

Module	Size	Blank	Single-Face	Double-Face
Module 31.295S	9-1/2" x 46-1/2" x 3/8"	147.19	185.35	228.96
Module 31.595S	9-1/2" x 46-1/2" x 1-3/4"	251.54	288.92	329.42
Module 31.395S	9-1/2" x 46-1/2" x 3"	282.69	321.63	365.24
Module 31.2S	11-1/2" x 46 1/2" x 3/8"	155.75	195.47	239.86
Module 31.5S	11-1/2" x 46-1/2" x 1-3/4"	264.00	304.50	345.77
Module 31.3S	11-1/2" x 4- 1/2" x 3"	298.27	339.54	284.71
Module 31.215S	15" x 46-1/2" x 3/8"	168.99	214.16	264.00
Module 31.515S	15" x 46-1/2" x 1-3/4"	288.14	328.64	370.69
Module 31.315S	15" x 46-1/2" x 3"	323.19	364.46	412.74
Module 34.595S	9-1/2" x 60" x 1-3/4"	271.01	309.17	348.89
Module 34.395S	9-1/2" x 60" x 3"	304.50	342.66	387.05
Module 34.5S	11-1/2" x 60" x 1-3/4"	285.03	323.97	366.02
Module 34.3S	11-1/2" x 60" x 3"	320.85	362.12	408.07
Module 34.515S	15" x 60" x 1 3/4"	335.65	380.04	425.98
Module 34.315S	15" x 60" x 3"	376.92	422.87	473.49

CEILING MOUNTED DIRECTIONAL MODULES

GSA Price List

Prices for Ceiling Mounted Directional Modules include one (1) message per face. Each additional message is \$ 7.98. Each arrow is \$ 7.98. Solid Ceiling Mount is \$ 49.84. "R" indicates radius corners, and "S" indicates square corners. Prices include crating. Prices do not include Perimeter Stripe (see Page 31 for Perimeter Stripe pricing).

Ceiling Mounted Directionals - SQUARE CORNERS

Module	Size	Blank	Single-Face	Double-Face
Module 35.595S	9-1/2" x 72" x 1-3/4"	290.48	328.64	396.39
Module 35.395S	9-1/2" x 72" x 3"	325.52	364.46	409.63
Module 35.5S	11-1/2" x 72" x 1-3/4"	305.27	344.99	387.05
Module 35.3S	11-1/2" x 72" x 3"	342.66	383.93	431.43
Module 35.515S	15" x 72" x 1-3/4"	348.89	390.94	431.43
Module 35.315S	15" x 72" x 3"	391.72	432.21	476.60
Module 36.595S	9-1/2" x 84" x 1-3/4"	309.95	346.55	387.05
Module 36.395S	9-1/2" x 84" x 3"	346.55	385.49	431.43
Module 36.5S	11-1/2" x 84" x 1-3/4"	325.52	365.24	408.07
Module 36.3S	11-1/2" x 84" x 3"	365.24	407.29	453.24
Module 36.515S	15" x 84" x 1-3/4"	407.29	455.58	502.30
Module 36.315S	15" x 84" x 3"	456.35	503.08	557.59
Module 32.595S	9-1/2" x 93" x 1-3/4"	328.64	366.02	404.18
Module 32.395S	9-1/2" x 93" x 3"	366.80	406.51	448.57
Module 32.5S	11-1/2" x 93" x 1-3/4"	344.99	386.27	425.98
Module 32.3S	11-1/2" x 93" x 3"	387.05	426.76	472.71
Module 32.515S	15" x 93" x 1-3/4"	450.12	503.86	555.26
Module 32.315S	15" x 93" x 3"	504.64	556.82	616.00

CEILING MOUNTED DIRECTIONAL MODULES

GSA Price List

PERIMETER STRIPE FOR: (Includes both sides)	PRICE	PERIMETER STRIPE FOR: (Includes both sides)	PRICE
Module 30.2 through 30.315	55.29	Module 35.5 through 35.315	98.90
Module 33.2 through 33.315	66.97	Module 36.5 through 36.315	109.81
Module 31.2 through 31.315	77.88	Module 32.5 through 32.315	119.93
Module 34.5 through 34.315	88.00		

Ceiling Mount Format Examples - Available in Radius and Square Corners

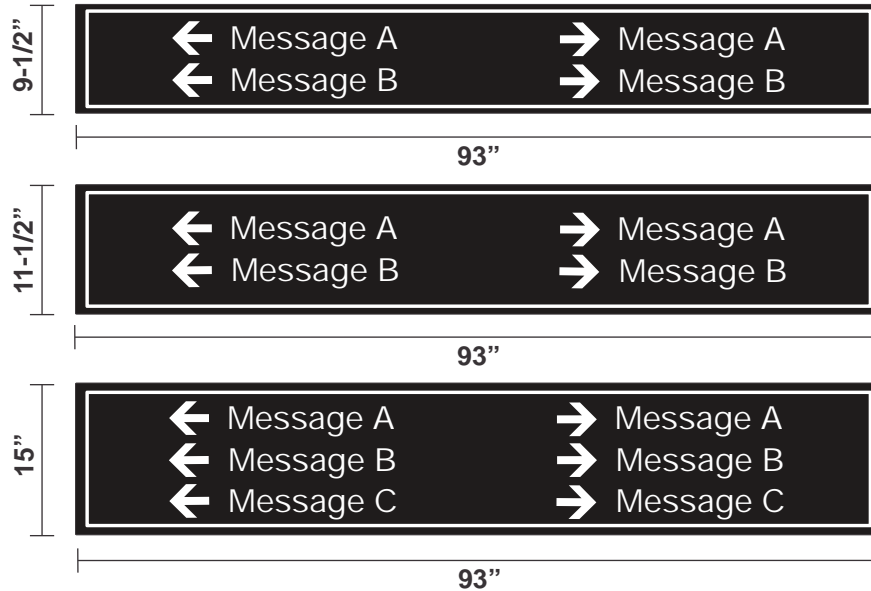
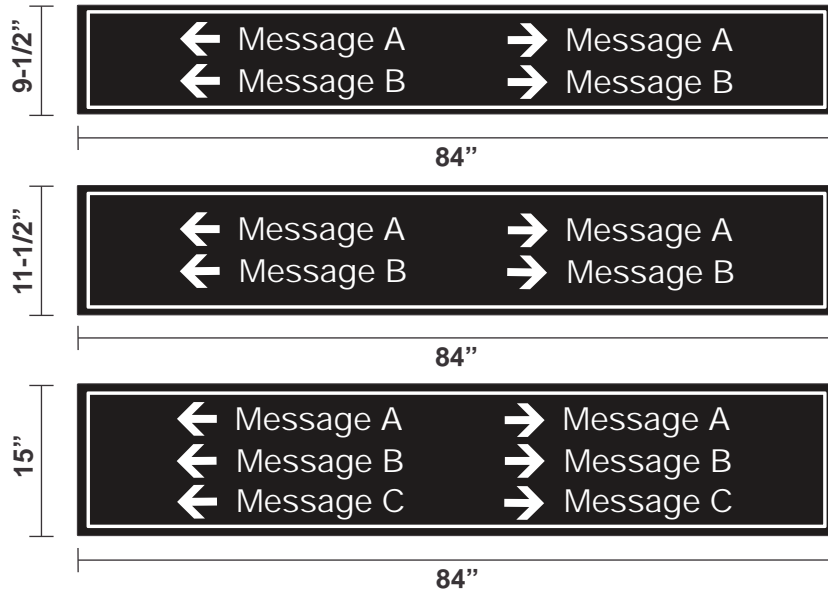
The following table summarizes the dimensions and configurations of the directional modules shown in the examples:

Row	Column	Height	Width	Configuration
1	1	9-1/2"	22 1/2"	← Message
	2	11-1/2"	22 1/2"	← Message
	3	15"	22 1/2"	← Message Message
2	1	9-1/2"	36"	← Message A → Message B
	2	11-1/2"	36"	← Message A → Message B
	3	15"	36"	← Message A → Message B → Message C
3	1	9-1/2"	46 1/2"	← Message A → Message B
	2	11-1/2"	46 1/2"	← Message A → Message B
	3	15"	46 1/2"	← Message A → Message B → Message C
4	1	9-1/2"	60"	← Message A → Message B
	2	11-1/2"	60"	← Message A → Message B
	3	15"	60"	← Message A → Message B → Message C
5	1	9-1/2"	72"	← Message A → Message A ← Message B → Message B
	2	11-1/2"	72"	← Message A → Message A ← Message B → Message B
	3	15"	72"	← Message A → Message A ← Message B → Message B ← Message C → Message C

CEILING MOUNTED DIRECTIONAL MODULES

GSA Price List

Ceiling Mount Format Examples - Available in Radius and Square Corners



The Americans with Disabilities Act requires that signs suspended from the ceiling have 80" minimum clearance from the floor (Section 4.4.2). All signs mounted above 80" must also have 3" minimum copy height (Section 4.30.3). Please keep these requirements in mind, as well as available mounting space, when specifying overhead module sizes.

The 9 1/2" and 11 1/2" overhead signs hold up to two (2) stacked lines of 3" copy. The 15" overhead signs hold up to three (3) stacked lines of 3" copy. The number of columns which will fit on any particular overhead sign is dependent on the messages. Please contact your INNERFACE Project Manager if you have any questions.

Please Specify Radius or Square Corners for all Ceiling or Wall Mounted Directional Modules.

WALL MOUNTED DIRECTIONAL MODULES

GSA Price List

Prices for Wall Mounted Directional Modules include one (1) message. Each additional message is \$ 7.98. Each arrow is \$ 7.98. "R" indicates radius corners, and "S" indicates square corners. Prices include crating.

Wall Mounted Directionals - RADIUS CORNERS

Module	Size	Blank	Lettered
Module 40.295R	9-1/2" x 22-1/2" x 1/16"	182.23	221.17
Module 40.2R	11-1/2" x 22-1/2" x 1/16"	193.91	233.63
Module 40.215R	15" x 22-1/2" x 1/16"	207.15	245.31
Module 43.295R	9-1/2" x 36" x 1/16"	198.58	236.74
Module 43.2R	11-1/2" x 36" x 1/16"	208.71	248.43
Module 43.215R	15" x 36" x 1/16"	225.06	264.78
Module 41.295R	9-1/2" x 46-1/2" x 1/16"	212.60	250.76
Module 41.2R	11-1/2" x 46-1/2" x 1/16"	222.73	263.22
Module 41.215R	15" x 46-1/2" x 1/16"	239.08	281.13
Module 44.295R	9-1/2" x 60" x 1/16"	225.06	263.22
Module 44.2R	11-1/2" x 60" x 1/16"	237.52	277.24
Module 44.215R	15" x 60" x 1/16"	275.68	320.85
Module 45.295R	9-1/2" x 72" x 1/16"	238.30	277.24
Module 45.2R	11-1/2" x 72" x 1/16"	251.54	292.04
Module 45.215R	15" x 72" x 1/16"	281.91	322.41
Module 46.295R	9-1/2" x 84" x 1/16"	252.32	290.48
Module 46.2R	11-1/2" x 84" x 1/16"	264.78	305.27
Module 46.215R	15" x 84" x 1/16"	329.64	376.14

WALL MOUNTED DIRECTIONAL MODULES

GSA Price List

Prices for Wall Mounted Directional Modules include one (1) message. Each additional message is \$ 7.98. Each arrow is \$ 7.98. "R" indicates radius corners, and "S" indicates square corners. Prices include crating.

Wall Mounted Directionals - RADIUS CORNERS

Module	Size	Blank	Lettered
Module 42.295R	9-1/2" x 93" x 1/16"	264.00	303.72
Module 42.2R	11-1/2" x 93" x 1/16"	278.02	320.07
Module 42.215R	15" x 93" x 1/16"	362.90	415.86

Wall Mounted Directionals - SQUARE CORNERS

Module	Size	Blank	Lettered
Module 40.295S	9-1/2" x 22-1/2" x 1/16"	112.92	151.86
Module 40.2S	11-1/2" x 22-1/2" x 1/16"	119.15	159.65
Module 40.215S	15" x 22-1/2" x 1/16"	123.04	161.20
Module 43.295S	9-1/2" x 36" x 1/16"	124.60	161.98
Module 43.2S	11-1/2" x 36" x 1/16"	130.83	170.55
Module 43.215S	15" x 36" x 1/16"	143.29	185.35
Module 41.295S	9-1/2" x 46-1/2" x 1/16"	136.28	176.00
Module 41.2S	11-1/2" x 46-1/2" x 1/16"	142.51	183.01
Module 41.215S	15" x 46-1/2" x 1/16"	160.43	201.70
Module 44.295S	9-1/2" x 60" x 1/16"	150.30	190.80
Module 44.2S	11-1/2" x 60" x 1/16"	158.87	200.14
Module 44.215S	15" x 60" x 1/16"	192.35	237.52

WALL MOUNTED DIRECTIONAL MODULES

GSA Price List

Prices for Wall Mounted Directional Modules include one (1) message. Each additional message is \$ 8.96. Each arrow is \$ 8.96. "R" indicates radius corners, and "S" indicates square corners. Prices include crating.

Wall Mounted Directionals - RADIUS CORNERS

Module	Size	Blank	Lettered
Module 45.295S	9-1/2" x 72" x 1/16"	166.66	204.04
Module 45.2S	11-1/2" x 72" x 1/16"	176.00	216.50
Module 45.215S	15" x 72" x 1/16"	207.15	248.43
Module 46.295S	9-1/2" x 84" x 1/16"	181.45	219.61
Module 46.2S	11-1/2" x 84" x 1/16"	191.58	231.29
Module 46.215S	15" x 84" x 1/16"	241.42	288.92
Module 42.295S	9-1/2" x 93" x 1/16"	195.47	234.41
Module 42.2S	11-1/2" x 93" x 1/16"	204.04	246.87
Module 42.215S	15" x 93" x 1/16"	268.67	320.85

PERIMETER STRIPE FOR:	PRICE	PERIMETER STRIPE FOR:	PRICE
Module 40.2 through 40.215	28.04	Module 45.2 through 45.215	49.84
Module 43.2 through 43.215	34.27	Module 46.2 through 46.215	55.29
Module 41.2 through 41.215	38.94	Module 42.2 through 42.215	60.74
Module 44.2 through 44.215	45.17		

The Americans with Disabilities Act requires that signs mounted above 80" must have 3" minimum copy height (Section 4.30.3). Please keep these requirements in mind, as well as available mounting space, when specifying overhead module sizes.

The 9 1/2" and 11 1/2" overhead signs hold up to two (2) stacked lines of 3" copy. The 15" overhead signs hold up to three (3) stacked lines of 3" copy. The number of columns which will fit on any particular overhead sign is dependent on the messages. Please contact your INNERFACE Project Manager if you have any questions.

Please Specify Radius or Square Corners for all Ceiling or Wall Mounted Directional Modules.

MOUNTING MATERIALS/METHODS

GSA Price List

MODULE NUMBER	PARTITION CLIP (specify inside dimension)*	PERPENDICULAR MOUNT ** SINGLE FRAME	PERPENDICULAR MOUNT ** DOUBLE FRAME	CEILING MOUNT ** SINGLE FRAME	CEILING MOUNT ** DOUBLE FRAME	DESK TOP MOUNT ** SINGLE FRAME	DESK TOP MOUNT ** DOUBLE FRAME
1.0	N/A	N/A	N/A	N/A	N/A	N/A	N/A
2.0-2.6	6.42	***22.58	***30.76	***24.84	***32.32	***20.64	***27.84
3.0-3.5	6.42	***24.84	***32.12	N/A	N/A	21.61	29.01
3.7	6.42	29.01	35.82	30.76	36.80	25.12	34.65
4.0-4.7	8.18	***35.12	***46.34	***36.41	***48.09	***32.32	***42.44
4.8-4.99	10.32	N/A	N/A	N/A	N/A	***62.89	***87.61
5.0-5.3	6.42	***25.50	***33.29	N/A	N/A	***22.39	***29.79
5.5-5.7	8.18	***33.88	***43.42	***34.65	***45.95	***29.98	***39.91
6.0,6.5	8.18	***42.44	**56.07	***44.58	***59.19	***41.47	***55.49
7.0-7.5	8.18	***46.34	***60.55	***47.50	***62.30	***42.44	***57.24
8.0,8.5	17.13	***58.60	***77.88	***59.96	***81.77	***60.94	***80.41
8.86	17.13	71.84	97.93	76.51	102.41	N/A	N/A
9.0	N/A	N/A	N/A	N/A	N/A	N/A	N/A
9.1	N/A	N/A	N/A	N/A	N/A	N/A	N/A
10.0	17.13	N/A	N/A	N/A	N/A	129.66	184.18
10.1,11.0	N/A	N/A	N/A	N/A	N/A	N/A	N/A
11.1,14.0	N/A	N/A	N/A	N/A	N/A	N/A	N/A
12.0	N/A	N/A	N/A	N/A	N/A	N/A	N/A
12.1	N/A	N/A	N/A	N/A	N/A	N/A	N/A
13.0	N/A	N/A	N/A	N/A	N/A	N/A	N/A
13.1	N/A	N/A	N/A	N/A	N/A	N/A	N/A
15.0	N/A	N/A	N/A	N/A	N/A	N/A	N/A
16.0	N/A	N/A	N/A	N/A	N/A	N/A	N/A
7.24	17.13	N/A	N/A	115.65	159.65	95.40	137.06

* Inside Dimensions must be specified with each order for Partition Clips.

Standard inside dimensions are 2" to 2 ½". Other sizes will be priced upon request.

** Includes Plaque Module Frame, mounting hardware and mounting bracket adapter.

*** Excludes Modules 2.1 through 2.6, 3.5, 4.1 through 4.5, 5.3, 5.7, 6.1 through 6.5, 7.5 and 8.5; price available for these modules upon request.

MOUNTING MATERIALS/METHODS

GSA Price List

MODULE NUMBER	DESK TOP MOUNT ANGLED STAND	PIN MOUNT	BACKPLATE/ STANDARD COLOR (1/8" screened)	BACKPLATE/ GLASS (1/8" black acrylic)	BACKPLATE/ SCREWS (1/8" black)	VANDAL RESISTANT TAPE FOR BP/S*	VELCRO OR MAGNETIC TAPE MOUNT
1.0	7.01	3.70	11.10	6.81	4.09	2.53	2.14
2.0-2.6	7.01	3.70	11.10	7.01	4.09	3.50	3.31
3.0-3.7	7.01	3.70	11.10	7.01	4.09	2.53	2.14
4.0-4.7	7.01	3.70	12.46	9.15	4.67	3.50	3.31
4.8-4.99	N/A	3.70	13.63	9.93	5.06	3.89	3.70
5.0-5.3	7.01	3.70	11.10	7.01	4.09	2.53	2.14
5.5-5.7	7.01	3.70	12.46	9.15	4.67	3.50	3.31
6.0,6.5	9.93	3.70	13.63	9.93	5.06	3.70	3.50
7.0-7.5	12.46	3.70	13.63	9.93	5.06	3.89	3.70
8.0,8.5	17.91	N/A	18.88	15.38	8.37	5.06	4.28
8.86	N/A	N/A	22.19	17.91	9.54	6.42	5.26
9.0	N/A	N/A	22.19	17.91	9.54	6.81	5.65
9.1	N/A	N/A	22.97	18.88	10.71	7.79	6.81
10.0	17.91	N/A	18.88	15.58	8.37	5.06	4.28
10.1	N/A	N/A	22.19	17.91	9.54	6.81	5.06
11.0	N/A	N/A	22.19	17.91	9.54	7.79	5.06
11.1	N/A	N/A	22.19	18.88	9.93	9.54	6.81
12.0	N/A	N/A	22.19	18.88	9.93	9.93	7.20
12.1	N/A	N/A	24.34	20.05	9.93	11.10	8.57
13.0	N/A	N/A	24.34	20.05	10.32	11.10	8.18
13.1	N/A	N/A	25.12	22.19	11.10	12.46	9.73
14.0	N/A	N/A	22.97	18.88	9.93	7.79	6.81
14.1	N/A	N/A	32.12	21.22	11.68	12.65	N/A
15.0	N/A	N/A	24.53	20.05	10.32	11.68	9.54
15.1	N/A	N/A	33.88	25.31	15.96	16.94	N/A
16.0	N/A	N/A	25.12	22.19	11.10	12.46	10.12
16.1	N/A	N/A	35.43	29.79	20.05	21.22	N/A
7.24	12.46	N/A	22.19	18.11	9.54	8.37	5.65

* Vandal Resistant Tape must be used in combination with Backplate/Screws.

ACCESSORIES

LETTERING is available in standard typestyles, and in standard colors, all caps or upper and lower-case*

VINYL CUT LETTERS (Price per character; see chart below):

SIZE	BLACK, WHITE, MATTE METALLIC & STANDARD COLORS		BRUSHED & POLISHED METALLIC** & REFLECTIVE VINYL	
	STANDARD CUT	REVERSE CUT	STANDARD CUT	REVERSE CUT
1/2"	0.86	0.86	1.36	1.75
1"	0.86	0.86	1.36	1.75
1-1/4"-1-3/8"	0.86	1.17	1.36	2.14
1-1/2"	0.86	1.36	1.75	2.53
2"	1.17	1.56	2.14	3.12
2-1/2"	1.36	1.95	2.53	3.50
3"	1.56	2.14	2.73	3.89
4"	1.75	2.53	3.31	4.87
5"	2.14	3.12	4.09	5.84
6"	2.53	3.50	4.87	6.81
8"	3.50	5.06	6.81	9.73
10"	4.87	6.42	9.35	12.65
12"	5.65	8.37	11.29	16.55
14"	6.81	9.73	12.85	19.08
16"	8.37	12.65	16.74	24.92
18"	9.54	14.02	18.69	27.65

* Pricing for other available colors upon request.

**Metallic vinyl prices are for gold or silver with brushed or polished finish.

VINYL CUT ARROWS/SYMBOLS (Price per unit; see chart below):

SIZE	VINYL CUT ARROWS		VINYL CUT SYMBOLS	
	STANDARD CUT	REVERSE CUT	STANDARD CUT	REVERSE CUT
3/4"	1.56	2.73	N/A	N/A
1"	2.53	4.67	2.73	5.26
1-1/4"	3.31	6.23	3.70	7.01
1-1/2"	4.09	7.98	4.67	9.15
1-3/4"	5.06	9.73	5.65	10.71
2"	5.84	11.68	6.23	12.46
2-1/4"	6.81	13.43	7.20	14.21
2-1/2"	7.59	14.99	7.98	15.96
2-3/4"	8.37	16.16	9.15	17.72
3"-3-3/4"	9.73	19.08	9.73	18.88
4"-18"	18.88	37.77	18.88	37.77

ACCESSORIES

GSA Price List

Description	Price
LAYOUT DRAWING	32.51 each
SHOP DRAWING	Call for Prices
RAISED LETTERS APPLIED TO FRAME FACE (1/32" thick, limited typestyles available)	
Black or White (up to 2")	3.12 per character
All Other Colors*	4.09 per character
*Color Set-up Fee	53.54 per color, per order
Stanchion Mount (for Modules 8.0 - 15.0)	135.89
1" Foam Tape (36 yards)	63.08 per roll
1/2" Magnetic Tape (100 feet)	42.64 per roll
3/4" Magnetic Tape (100 feet)	50.62 per roll
1" Velcro Tape (50 yards - specify hook or loop)	86.44 per roll
1" Vandal Resistant Mounting Tape (72 yards- must be used in combination with Backplate/Screws)	184.18 per roll
SEAL ALL FOUR SIDES (non-changeable inserts)	
Module 1.0 - 7.5	2.34 each
Module 8.0 - 9.1	3.12 each
Thumb Notch in frame (specify notch in faceplate or backplate)	2.34 each notch

DEDICATION PLAQUES**

MODULE	PRICE
1.0	33.29
2.0	44.58
3.0	51.01
3.7	62.50
4.0	81.38
5.0	59.19
5.5	68.14
6.0	92.67
7.0	112.14
7.24	144.46
8.0 / 8.99	131.03
8.86	136.28
9.0	166.07
9.1	178.73

ACCENT STRIPES

MODULE	STANDARD ACCENT PRICE*
1.0 - 5.6	2.53
6.0	2.53
7.0	3.31
8.0	3.31
8.86	3.50
9.0 - 9.1	3.50
10.0, 11.0, 12.0, 13.0	3.31
10.1, 11.1, 12.1, 13.1	3.50
14.0 - 16.0	3.50

* For Custom Color Accent Stripes add \$1.95 to each stripe plus an annual set-up charge of \$77.88 per color.

** Dedication Plaques are available in aluminum or brass with either brushed or polished finish. No insert is required. Prices include vinyl or screened message in black or white.

DESIGNER'S SERIES

GSA Price List

MODULE NUMBER	WOOD FRAME	METAL RING FRAME	BEVELED EDGE FRAME	MODULE NUMBER	WOOD FRAME	METAL RING FRAME	BEVELED EDGE FRAME
1.0	21.22	21.22	25.50	8.5	123.82	123.82	138.81
2.0-2.6	24.53	24.53	29.40	8.86	77.88	77.88	93.45
3.0	27.45	27.45	32.51	9.0	88.97	88.97	106.69
3.5	60.74	60.74	70.67	9.1	110.39	110.39	132.00
3.7	33.29	33.29	40.50	10.0	160.04	160.04	191.97
4.0-4.44	39.33	39.33	47.12	10.1	185.15	185.15	221.95
4.5	75.73	75.73	90.53	11.0	198.00	198.00	237.13
4.6,4.7	39.33	39.33	47.12	11.1	241.42	241.42	289.70
4.8-4.99	72.23	72.23	86.44	12.0	279.97	279.97	335.84
5.0,5.2	27.84	27.84	33.29	12.1	297.29	297.29	356.48
5.3	65.42	65.42	76.51	13.0	332.34	332.34	398.34
5.5,5.6	42.44	42.44	51.01	13.1	349.66	349.66	419.56
5.7	88.58	88.58	97.54	14.0	194.50	194.50	233.43
6.0	45.75	45.75	54.51	14.1	272.57	272.57	353.36
6.5	91.50	91.50	100.07	15.0	265.56	265.56	318.12
7.0,7.1	52.76	52.76	62.89	15.1	320.27	320.27	415.47
7.5	104.55	104.55	114.67	16.0	314.81	314.81	377.89
8.0,8.99	73.98	73.98	88.58	16.1	384.32	384.32	498.80
8.11	73.98	73.98	80.21	7.24	110.58	110.58	132.19
8.12	89.95	89.95	114.28	29.0	129.86	129.86	156.14
8.14	96.96	96.96	123.43				

Prices for Designer's Series Frames are for standard colors and finishes. Standard Beveled Edge Frames do not have perimeter stripes. Pricing for custom colors available upon request. Designer's Series Frames Standard Colors:

Wood Frame - Oak or Walnut

Metal Ring Frame - Aluminum or Brass (specify brushed finish or polished finish when ordering)

Beveled Edge Frame - All Standard plaque frame colors.

Dry Erase Boards are available in standard plaque sizes. Pricing for Dry Erase Boards is as follows:

DESCRIPTION

PRICE

Dry Erase Frame

Standard Plaque Frame Cost plus 20%

Dry Erase Board (unframed) without perimeter stripe

Standard Plaque Frame Cost less 20%

Dry Erase Board (unframed) with Applied Vinyl Perimeter Stripe

Standard Plaque Frame Cost

Dry Erase Board with Wood Trim

Standard Wood Frame Cost

CUSTOM SET-UP CHARGES

GSA Price List

These custom charges are in addition to the standard pricing. Custom colors will be approved by the client before production begins.

Any other variations from standard product require a quote based on specific project requirements.

ALL CUSTOM ORDERS REQUIRE LONGER LEAD TIMES THAN STANDARD PRODUCT.

Annual Set-Up Charges*

Raised Color Letters	53.54 per color
Custom Color Frames & Inserts (same color)	381.59 per color
Custom Color Frames	227.40 per color
Custom Color Inserts	227.40 per color
Custom Metallic Ink Color Frames & Inserts	527.22 per color
Custom Stain Wood Frames	107.47 per color
Custom Color Vinyl Lettering	164.32 per color
Custom Color Perimeter Stripe	123.04 per color
Custom Color Photopolymer Plaques	227.40 per color
Custom Accent Stripe	73.20 per color
Custom Digital Insert Set-Up Fee	128.50 per design

* Annual Set-Up Charges are invoiced with the initial order and will cover all purchases placed within one calendar year. Thereafter, the Annual Set-Up Charge will be invoiced once per year.

Per Unit Charges

Wall and Ceiling Mounted Directionals with Custom Color Laminate	std. + 31.51 each
Wall and Ceiling Mounted Directionals with Metal* Laminate	std. + 91.89 each
Main Directory Unit with Custom Color Laminate	std. + 91.89 each
Main Directory Unit with Metal** Laminate	std. + 267.12 each

** Specify brushed or polished finish when ordering.

One-Time Set-Up Charges***

Camera Fee for one-color Custom Logo (camera ready artwork required)	70.09 each
Camera Fee for each additional color (color separation required)	49.84 each

Artwork Fee for Custom Logo if camera-ready artwork is not provided to INNERFACE (actual cost will be quoted on a per project basis)	256.99 minimum
--	----------------

Film Set-Up Fee for Modification	128.50 per size
----------------------------------	-----------------

Custom Typestyle (limited typestyles available)	261.66 each
---	-------------

Custom Size Frame (minimum order requirements vary - check with your INNERFACE Project Manager)

Template Set-Up Fee	171.33 each
---------------------	-------------

Film Set-Up Fee	128.50 each
-----------------	-------------

Unit prices available upon request

*** These Set-Up Charges are one-time fees and are invoiced with the initial order.

Floorplan Artwork Fees

Artwork Fee per Floorplan	244.53 each
---------------------------	-------------

ADAPT PRICE LIST

GSA Price List

Elevator Plates: 3" x 3" Photopolymer Elevator Plate with blunt corners.

18.11

MODULE	SINGLE UNIT (1) [Interior Plaque]	SINGLE UNIT (1) [Exterior Plaque]	RETRO-FIT PLATE (1)	INNERDOT (2) [Frame Cost Only]
1.0	30.96	36.41	N/A	11.49
2.0	41.66	47.89	N/A	13.63
3.0	43.81	49.65	N/A	13.63
3.7	43.61	52.37	42.83	17.13
4.0	54.71	67.17	42.83	20.05
4.1,4.11	N/A	N/A	41.66	22.78
4.2,4.22	N/A	N/A	41.66	25.31
4.3,4.33	N/A	N/A	41.66	27.06
4.4,4.44	N/A	N/A	41.66	30.18
4.5	N/A	N/A	41.66	54.71
4.6	N/A	N/A	41.66	20.05
4.7	N/A	N/A	41.66	20.05
4.8,4.88	N/A	N/A	41.66	41.47
4.99	N/A	N/A	41.66	45.17
5.0	43.81	50.42	N/A	14.02
5.5	54.71	67.17	41.66	18.11
5.6	N/A	N/A	20.44 ⁽³⁾	18.11
6.0	69.31	84.50	46.14	25.50
6.1,6.11	N/A	N/A	43.81	27.26
6.2,6.22	N/A	N/A	43.81	28.81
6.3,6.33	N/A	N/A	43.81	30.96
6.4,6.44	N/A	N/A	43.81	36.99
6.5	N/A	N/A	43.81	66.58
7.0 Horizontal	73.20	87.61	48.28	26.87
7.0 Vertical	73.20	87.61	48.28	26.87
7.1	N/A	N/A	45.56 ⁽³⁾	26.87
7.5	N/A	N/A	45.56	73.59

ADAPT PRICE LIST

GSA Price List

MODULE	SINGLE UNIT (1) [Interior Plaque]	SINGLE UNIT (1) [Exterior Plaque]	RETRO-FIT PLATE (1)	INNERDOT (2) [Frame Cost Only]
8.0	96.96	122.07	49.26	36.80
8.5	N/A	N/A	49.26	82.55
8.99	96.96	122.27	N/A	36.80
8.86 Vertical	144.85	166.66	N/A	45.17
8.86 Horizontal	144.85	166.66	N/A	45.17
9.0	164.71	186.51	N/A	49.26
9.1	N/A	N/A	N/A	53.35
10.0	N/A	N/A	42.83	99.88
10.1	N/A	N/A	44.97	116.62
11.0	N/A	N/A	42.83	158.48
11.1	N/A	N/A	44.97	174.83
12.0	N/A	N/A	42.83	214.55
12.1	N/A	N/A	44.97	230.90
13.0	N/A	N/A	42.83	263.61
13.1	N/A	N/A	44.97	280.55
14.0	N/A	N/A	49.26	132.97
15.0	N/A	N/A	49.26	190.21
16.0	N/A	N/A	49.26	247.65

(1) Retro-Fit Plates are designed to be applied to existing frames. Retro-Fit Plates fit within the perimeter border of the frame and usually cover only a portion of the insert area, leaving a section of the insert visible for copy use. Only the message required to be in raised and Braille copy appears on the Retro-Fit Plate.

Custom Color Set-Up Charges for Single Unit and Retro-Fit Plate will be \$227.01 annually. Single Unit and Retro-Fit Plate are not available with multiple color backgrounds.

(2) Prices are for frames only. For total cost of module, add frame price to insert price (either lettered or blank), plus the cost for the raised characters. Black or white raised characters are \$3.12 each. All other colors are \$4.09 each. A Color Set-Up Fee of \$53.54 per color is required with each order.

(3) Retro-Fit Plate covers one insert area only, leaving one changeable message insert.

ADAPT Standard Plaques*

InnerDot Plaque:

Module 6.0 - 47.50 each
Module 7.0 - 50.62 each

Single Unit Plaque:

Module 6.0 - 53.54 each
Module 7.0 - 57.04 each

* ADAPT Standard Plaques are available only in the following messages in Helvetica Medium typestyle and standard colors in Modules 6.0 and 7.0. Other messages/ typestyles/colors and other modules are priced using the ADAPT Price List.

MEN with Symbol G32
MEN with Symbols G32 and G22
WOMEN with Symbol G58
WOMEN with Symbols G58 and G22
BOYS with Symbol G-B
BOYS with Symbols G-B and G22
GIRLS with Symbol G-G
GIRLS with Symbols G-G and G22
RESTROOM with Symbol G46
RESTROOM with Symbol G22
RESTROOM with Symbol G46 and G22
STAIRS with Symbol G49
FIRE EXIT with Symbol F2

California Standard ADA Companion Plaques*

InnerDot Plaque:

Module 5.5 - 34.65 each

Single Unit Plaque:

Module 5.5 - 38.35 each

* California Standard ADA Companion Plaques are available only in the following messages in Helvetica Medium typestyle and standard colors in Module 5.5. Other messages/typestyles/colors and other modules are priced using the ADAPT Price List

MEN
WOMEN
RESTROOM

On-line access to contract ordering information, terms and conditions, up-to-date pricing, and the option to create an electronic delivery order is available through GSA Advantage!, a menu-driven database system. The INTERNET address for GSA Advantage! is www.GSAAdvantage.gov

General Information

All information should be typed.

Include Billing and Shipping information, Purchase Order number, name and telephone number of person placing the order.

Standard INNERFACE formats are used for typography formats unless a custom format is specified.

Standard INNERFACE typesize will be used for lettering unless a specified typesize is requested. If message will not fit using specified typesize, the next smaller typesize will be used.

For Plaque Modules 1.0-9.1, and Secondary Directory Modules 10.0-16.1

These modules may be ordered using the INNERFACE Order Form. Please specify the following for each item ordered:

Module Number	Quantity	Color
Mounting Method	Mounting Materials	Message
Letter Style	Letter Color	Letter Use
Format	Symbol or Arrow	Special Instructions

Details for the above may be found on the lower section of the Order Form.

For Main Directories and Directional Modules

These modules may be ordered using the INNERFACE Message Schedule Form (available upon request) in conjunction with the INNERFACE Order Form. Or you may specify the following for each sign ordered:

Module Number	Quantity	Color
Mounting Method	Mounting Materials	Message
Letter Style	Letter Color	Letter Use
Format	Symbol or Arrow	Special Instructions

Non-illuminated 1/8" Aluminum Panel with Aluminum Post

Painted One Color With One Color Calon High Performance
Vinyl Copy 1/8" Aluminum panel with Aluminum post

- Three post types available. 8' Included Standard, Add'l Optional
- Direct Burial standard, Baseplate Mount Optional
- See Additional cost Factors for options.

Double Post & Panel

Panel Height	Panel Width x 1/8" Thick				
	12"	18"	24"	30"	36"
36"	\$650	\$732	\$819	\$900	\$986
30"	\$623	\$693	\$762	\$831	\$900
24"	\$595	\$650	\$707	\$762	\$819
18"	\$568	\$609	\$650	\$693	\$732
12"	\$535	\$568	\$595	\$623	\$650

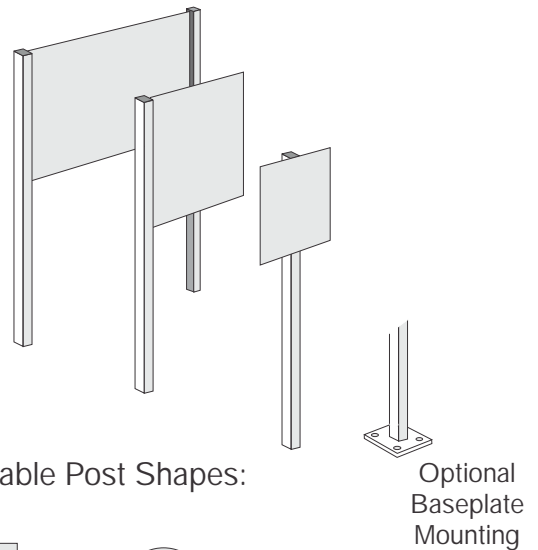
Center Mount Post & Panel

Panel Height	Panel Width x 1/8" Thick		
	12"	18"	24"
36"	\$409	\$431	\$455
30"	\$366	\$388	\$414
24"	\$323	\$347	\$370
18"	\$303	\$323	\$347
12"	\$277	\$301	\$323

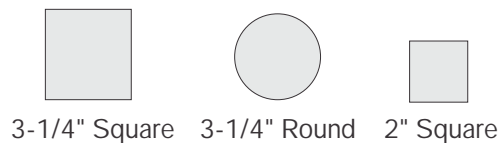
Flag Mount Post & Panel

Pricing for Aluminum panel, mounted on One 8'-0" Long post.

Panel Height	Panel Width x 1/8" Thick		
	12"	18"	24"
36"	\$510	\$539	\$569
30"	\$458	\$486	\$516
24"	\$404	\$433	\$462
18"	\$374	\$404	\$434
12"	\$347	\$374	\$404



Available Post Shapes:



Optional Baseplate Mounting

Additional Cost Factors:

- Consult INNERFACE Exterior Dept. for Cost of Blank Panels or if ... Silkscreening, Colorbands or Custom Logo application is required
- Radius corners add \$68.00 per Panel.
- Custom Colormatch is \$54.00 for each custom color selection (Non-standard INNERFACE colors)
- Baseplates \$74.00 per post.
- Extended post lengths beyond 8' -0" add \$12.00 per foot per post.
- Add 20% for each additional paint color after the first color

SERIES 1 WALL MOUNT

GSA Price List

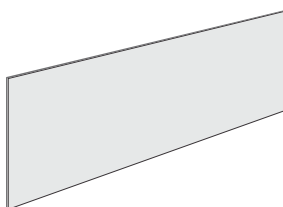
1/8" Aluminum Panel

1/8" Aluminum panel
Painted One Color with One Color Calon High Performance Vinyl

- VHB Tape, Countersunk or Stud Mounting Standard
- Radius Corners, Optional
- See Additional Cost Factors for options.

Single Faced, Flat Panel

Panel Height	Panel Width x 1/8" Thick											
	12"	18"	24"	30"	36"	48"	72"	96"	108"	120"	132"	144"
48"	\$237	\$317	\$393	\$473	\$552	\$708	\$784	\$1021	\$1140	\$1257	\$1375	\$1493
36"	\$198	\$258	\$317	\$374	\$435	\$552	\$610	\$785	\$874	\$963	\$1051	\$1139
30"	\$178	\$229	\$277	\$326	\$374	\$473	\$521	\$669	\$742	\$816	\$890	\$963
24"	\$160	\$198	\$236	\$277	\$317	\$393	\$435	\$552	\$610	\$669	\$726	\$785
18"	\$140	\$170	\$198	\$229	\$258	\$317	\$345	\$434	\$479	\$521	\$565	\$610
12"	\$121	\$140	\$160	\$178	\$198	\$236	\$258	\$317	\$347	\$374	\$404	\$435



Additional Cost Factors:

- Consult INNERFACE Exterior Dept. for Cost of Blank Panels or if... Silkscreening, Colorbands or Custom Logo application is required.
- Radius Corners Add \$58.00 per Panel.
- Custom color match is \$47.00 for each custom color selection (Non-standard INNERFACE color)
- Add 20% for each additional paint color after the first color

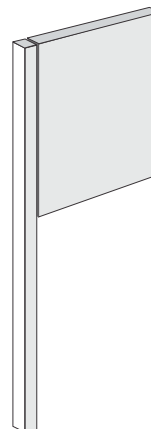
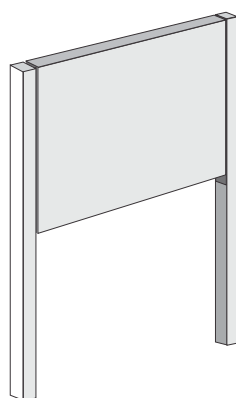
Non-illuminated 2" Deep Aluminum Cabinet

Non-illuminated 2" deep aluminum cabinet
 Painted one color with one color Calon High Performance Vinyl Copy

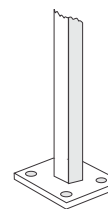
- One post type available.
- Direct Burial standard, Baseplate Mount Optional
- See Additional cost Factors for options.

Double Post & Panel or Flag Mount

Panel Height	Visible Panel Width x 2" Deep									
	12"	18"	24"	30"	36"	48"	60"	72"	84"	96"
48"	\$950	\$1040	\$1158	\$1219	\$1306	\$1485	\$1663	\$1842	\$2021	\$2201
36"	\$906	\$976	\$1040	\$1107	\$1176	\$1306	\$1443	\$1576	\$1709	\$1842
30"	\$884	\$942	\$998	\$1048	\$1107	\$1219	\$1329	\$1443	\$1556	\$1663
24"	\$860	\$906	\$949	\$998	\$1040	\$1158	\$1219	\$1306	\$1396	\$1485
18"	\$843	\$874	\$906	\$942	\$976	\$1040	\$1107	\$1176	\$1242	\$1306
12"	\$819	\$843	\$860	\$884	\$906	\$950	\$998	\$1040	\$1085	\$1127



Series 2 Available Post Shape:



Optional Baseplate Mounting

Additional Cost Factors:

- Consult INNERFACE Exterior Dept. for Cost of Blank Panels or if Silkscreening, Colorbands or Custom Logo application is required.
- Custom Colormatch one time charge is \$54.00 for each custom color selection (Non-standard INNERFACE colors)
- Baseplates \$74.00 per post.
- Extended post lengths beyond 8' -0" add \$12.40 per foot per post.
- Add 20% for each additional paint color after the first color

SERIES 2 WALL MOUNT

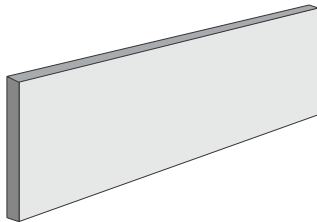
Non-illuminated 2" Deep Aluminum Cabinet

Painted one color with one color Calon High Performance Vinyl Copy

Wall Mount

• See Additional cost Factors for options.

Panel Height	Visible Panel Width x 2" Deep									
	12"	18"	24"	30"	36"	48"	60"	72"	84"	96"
48"	\$854	\$935	\$1014	\$1097	\$1175	\$1336	\$1497	\$1659	\$1819	\$1980
36"	\$816	\$877	\$935	\$995	\$1059	\$1175	\$1299	\$1418	\$1538	\$1659
30"	\$795	\$848	\$898	\$945	\$995	\$1097	\$1196	\$1298	\$1401	\$1497
24"	\$774	\$816	\$854	\$898	\$934	\$1014	\$1097	\$1175	\$1257	\$1336
18"	\$758	\$787	\$816	\$848	\$877	\$935	\$997	\$1059	\$1117	\$1175
12"	\$736	\$758	\$774	\$795	\$816	\$855	\$898	\$935	\$977	\$1014



Additional Cost Factors:

- Consult INNERFACE Exterior Dept. for Cost of Blank Panels or if Silkscreening, Colorbands or Custom Logo application is required.
- Custom Colormatch one time charge is \$47.00 for each custom color selection (Non-standard INNERFACE colors)
- Add 20% for each additional paint color after the first color

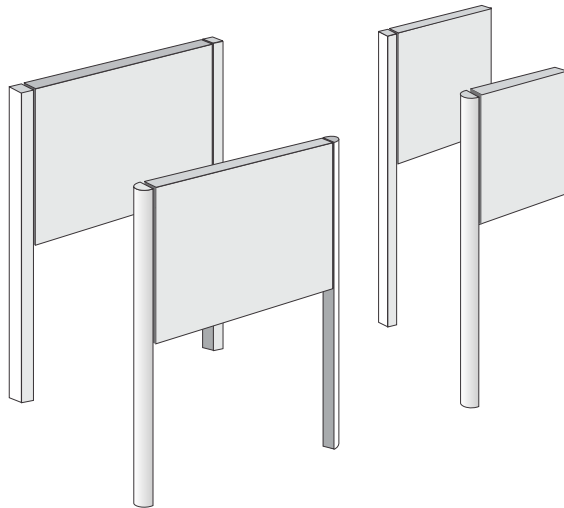
Non-illuminated 3" Deep Aluminum Cabinet

Painted one color with one color Calon High Performance vinyl copy





- Four post types available, 8' Included Standard, Add'l Optional
- Direct Burial standard, Baseplate Mount Optional
- See Additional cost Factors for options.

Double or Flag Mount Post & Panel or Monolith

Panel Height	Visible Panel Width x 3-1/4" Deep													
	12"	18"	24"	30"	36"	48"	60"	72"	84"	96"	108"	120"	132"	144"
48"	\$1024	\$1117	\$1213	\$1306	\$1401	\$1589	\$1775	\$1961	\$2151	\$2336	\$2528	\$2718	\$2905	\$3090
36"	\$977	\$1045	\$1117	\$1189	\$1261	\$1401	\$1543	\$1680	\$1823	\$1961	\$2105	\$2246	\$2385	\$2528
30"	\$956	\$1011	\$1072	\$1131	\$1189	\$1306	\$1423	\$1543	\$1658	\$1774	\$1895	\$2010	N/A	N/A
24"	\$932	\$977	\$1024	\$1072	\$1117	\$1213	\$1306	\$1401	\$1495	\$1588	\$1680	\$1775	N/A	N/A
18"	\$909	\$946	\$977	\$1011	\$1045	\$1117	\$1189	\$1261	\$1328	\$1401	N/A	N/A	N/A	N/A
12"	\$886	\$909	\$932	\$956	\$977	\$1024	\$1072	\$1117	\$1166	\$1228	N/A	N/A	N/A	N/A



Series 3 Available Post Shapes:

-  3-1/4"sq.
-  3-1/4"Rect.
-  triangle
-  Half Round



Additional Cost Factors:

- Consult INNERFACE Exterior Dept. for Cost of Blank Panels or if Silkscreening, Colorbands or Custom Logo application is required.
- Custom Colormatch is \$54.00 for each custom color selection (Non-standard INNERFACE colors)
- Baseplates \$74.00 per post.
- Extended post lengths beyond 8' -0" add \$12.40 per foot per post.
- Add 20% for each additional paint color after the first color
- Digital prints are \$24.00 per square foot, minimum charge of \$200.00

SERIES 3 WALL MOUNT

GSA Price List

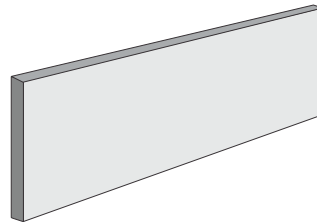
Non-illuminated 3" Deep Aluminum Cabinet

Painted one color with one color Calon High Performance vinyl copy

- See Additional cost Factors for options.

Wall Mount

Panel Height	Visible Panel Width x 3-1/4" Deep													
	12"	18"	24"	30"	36"	48"	60"	72"	84"	96"	108"	120"	132"	144"
48"	\$921	\$1005	\$1090	\$1175	\$1261	\$1429	\$1597	\$1766	\$1936	\$2102	\$2276	\$2445	\$2616	\$2781
36"	\$880	\$941	\$1005	\$1069	\$1134	\$1261	\$1388	\$1512	\$1640	\$1766	\$1895	\$2021	\$2146	\$2276
30"	\$860	\$909	\$966	\$1018	\$1069	\$1175	\$1282	\$1389	\$1493	\$1596	\$1704	\$1810	N/A	N/A
24"	\$839	\$880	\$921	\$966	\$1005	\$1090	\$1175	\$1261	\$1345	\$1429	\$1512	\$1597	N/A	N/A
18"	\$819	\$850	\$880	\$909	\$941	\$1005	\$1069	\$1134	\$1196	\$1261	N/A	N/A	N/A	N/A
12"	\$798	\$819	\$839	\$860	\$880	\$921	\$965	\$1005	\$1048	\$1097	N/A	N/A	N/A	N/A



Additional Cost Factors:

- Consult INNERFACE Exterior Dept. for Cost of Blank Panels or if Silkscreening, Colorbands or Custom Logo application is required.
- Custom Colormatch is \$54.00 for each custom color selection (Non-standard INNERFACE colors)
- Add 20% for each additional paint color after the first color
- Digital prints are \$24.00 per square foot, minimum charge of \$200.00


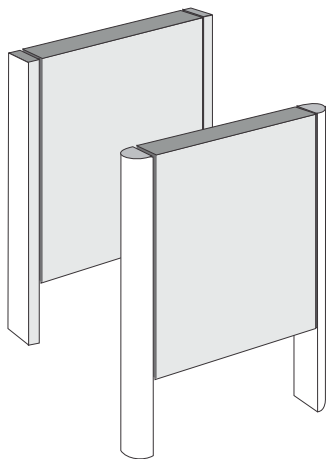
Illuminated 7" Deep Aluminum Cabinet

Illuminated 7" Deep Cabinet
 Painted One Color with Routed Faces & Backed with #7328 White Translucent Acrylic

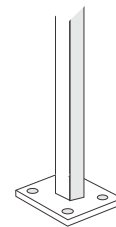

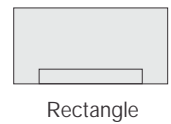
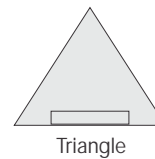
- Four post types available, 8' Included Standard, Add'l Optional
- Direct Burial standard, Baseplate Mount Optional
- 120V Standard, 277V Optional
- White Trans Acrylic Standard, Colors Optional
- See Additional cost Factors for options.

Illuminated Double Post & Panel or Monolith

Panel Height*	Panel Width x 7" Deep*												
	12"	18"	24"	30"	36"	48"	72"	84"	96"	108"	120"	132"	144"
48"	\$3057	\$3255	\$3448	\$3649	\$3842	\$4242	\$5031	\$5431	\$5825	\$6222	\$6616	\$7011	\$7406
36"	\$2950	\$3101	\$3255	\$3405	\$3548	\$3842	\$4439	\$4733	\$5031	\$5324	\$5628	\$5927	\$6222
30"	\$2903	\$3031	\$3154	\$3273	\$3405	\$3649	\$4140	\$4386	\$4631	\$4883	\$5133	N/A	N/A
24"	\$2855	\$2950	\$3057	\$3154	\$3255	\$3448	\$3842	\$4045	\$4242	\$4439	\$4631	N/A	N/A
18"	N/A	\$2884	\$2950	\$3031	\$3101	\$3255	\$3548	\$3697	\$3842	N/A	N/A	N/A	N/A
12"	N/A	N/A	\$2855	\$2903	\$2950	\$3057	\$3255	\$3351	\$3448	N/A	N/A	N/A	N/A



Series 7
Available Post Shapes:



Optional
Baseplate
Mounting

Additional Cost Factors:

- Consult INNERFACE Exterior Dept. for Cost on Colored Acrylic or Translucent Vinyl Applications
 Custom Colormatch one time charge is \$54.00 for each custom color selection
- (Non-standard INNERFACE colors)
- Baseplates are \$68.00 per post.
- Digital prints are \$44.00 per square foot, minimum charge of \$1125.00
- Add 20% for curved faces
- Add 20% for curved top
- Add 20% for each additional paint color after the first color
- Add 10% for fiberglass "Emergency Bands"
- Add \$204.00 for 277 Volts

* Larger size signs can be ordered for a charge of \$136.00 per linear foot of vertical or horizontal size increase

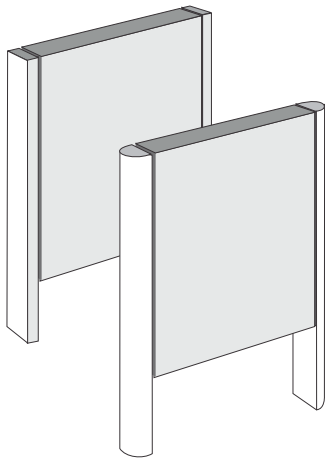
Non-illuminated 7" Deep Aluminum Cabinet

Non-illuminated 7" Deep Cabinet, Painted one color

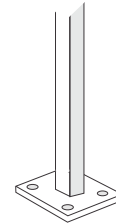
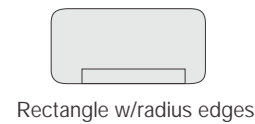
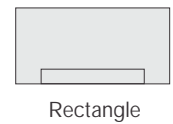
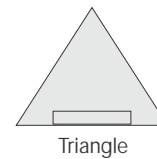
- Direct Burial standard, Baseplate Mount Optional
- Calon High Performance Vinyl Standard, Others Optional
- See Additional cost Factors for options.

Non-Illuminated Double Post & Panel or Monolith

Panel Height*	Panel Width x 7" Deep*												
	12"	18"	24"	30"	36"	48"	72"	84"	96"	108"	120"	132"	144"
48"	\$2294	\$2441	\$2586	\$2736	\$2881	\$3180	\$3773	\$4074	\$4370	\$4664	\$4960	\$5258	\$5554
36"	\$2213	\$2325	\$2441	\$2553	\$2660	\$2881	\$3329	\$3549	\$3773	\$3992	\$4222	\$4445	\$4664
30"	\$2177	\$2273	\$2365	\$2455	\$2553	\$2736	\$3106	\$3288	\$3474	\$3661	\$3848	N/A	N/A
24"	\$2139	\$2212	\$2273	\$2365	\$2441	\$2586	\$2881	\$3031	\$3181	\$3329	\$3473	N/A	N/A
18"	N/A	\$2162	\$2212	\$2274	\$2325	\$2441	\$2660	\$2773	\$2881	N/A	N/A	N/A	N/A
12"	N/A	N/A	\$2139	\$2177	\$2213	\$2294	\$2441	\$2513	\$2586	N/A	N/A	N/A	N/A



Series 7 Available Post Shapes:



Optional Baseplate Mounting

Additional Cost Factors:

- Consult INNERFACE Exterior Dept. for Cost on Colored Acrylic or Translucent Vinyl Applications
Custom Colormatch one time charge is \$54.00 for each custom color selection
- (Non-standard INNERFACE colors)
- Baseplates are \$68.00 per post.
- Digital prints are \$44.00 per square foot, minimum charge of \$1125.00
- Add 20% for curved faces
- Add 20% for curved top
- Add 20% for each additional paint color after the first color
- Add 10% for fiberglass "Emergency Bands"
- Add \$204.00 for 277 Volts

* Larger size signs can be ordered for a charge of \$136.00 per linear foot of vertical or horizontal size increase

SERIES 7 NON-ILLUMINATED WALL MOUNT

GSA Price List

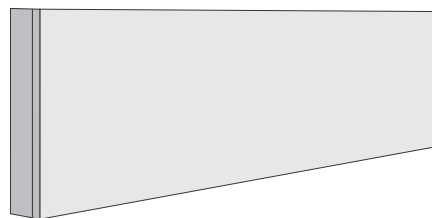
Non-illuminated 7" Deep Aluminum Cabinet

Non-illuminated 7" Deep Cabinet, Painted one color

- Calon High Performance Vinyl Standard, Others Optional
- See Additional cost Factors for options.

Non-Illuminated Wall Mounts

Panel Height*	Panel Width x 7" Deep*												
	12"	18"	24"	30"	36"	48"	72"	84"	96"	108"	120"	132"	144"
48"	\$2064	\$2198	\$2326	\$2462	\$2594	\$2863	\$3395	\$3666	\$3933	\$4198	\$4465	\$4740	\$4998
36"	\$1992	\$2093	\$2198	\$2298	\$2395	\$2594	\$2996	\$3195	\$3395	\$3593	\$3800	\$3219	\$4198
30"	\$1959	\$2047	\$2128	\$2209	\$2298	\$2462	\$2794	\$2960	\$3127	\$3294	\$3464	N/A	N/A
24"	\$1927	\$1991	\$2047	\$2128	\$2198	\$2326	\$2594	\$2730	\$2863	\$2996	\$3127	N/A	N/A
18"	N/A	\$1945	\$1991	\$2047	\$2093	\$2198	\$2395	\$2496	\$2594	N/A	N/A	N/A	N/A
12"	N/A	N/A	\$1927	\$1959	\$1992	\$2064	\$2198	\$2261	\$2326	N/A	N/A	N/A	N/A



Additional Cost Factors:

- Consult INNERFACE Exterior Dept. for Cost of Blank Panels or if
- Silkscreening, Colorbands, Reflective Vinyl or Custom Logo application is required.
- Custom Colormatch one time charge is \$54.00 for each custom color selection (Non-standard INNERFACE colors)
- Digital prints are \$24.00 per square foot, minimum charge of \$475.00
- Add 20% for curved faces
- Add 20% for curved top
- Add 20% for each additional paint color after the first color

* Larger size signs can be ordered for a charge of \$136.00 per linear foot of vertical or horizontal size increase

SERIES 7 ILLUMINATED WALL MOUNT

GSA Price List

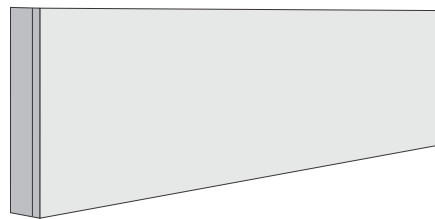
Illuminated 7" Deep Aluminum Cabinet

Illuminated 7" Deep Cabinet
Painted One Color with Rounded Faces & Backed with #7328 White Translucent Acrylic

- 120V Standard, 277V Optional
- White Trans Acrylic Standard, Colors Optional
- See Additional cost Factors for options.

Illuminated Wall Mounts

Panel Height*	Panel Width x 7" Deep*												
	12"	18"	24"	30"	36"	48"	72"	84"	96"	108"	120"	132"	144"
48"	\$2751	\$2928	\$3104	\$3284	\$3458	\$3818	\$4528	\$4888	\$5244	\$5599	\$5954	\$6309	\$6666
36"	\$2654	\$2790	\$2928	\$3063	\$3192	\$3458	\$3995	\$4260	\$4528	\$4792	\$5065	\$5334	\$5599
30"	\$2613	\$2730	\$2839	\$2945	\$3063	\$3284	\$3727	\$3948	\$4169	\$4395	\$4620	N/A	N/A
24"	\$2562	\$2654	\$2751	\$2839	\$2928	\$3104	\$3458	\$3641	\$3818	\$3995	\$4169	N/A	N/A
18"	N/A	\$2595	\$2654	\$2730	\$2790	\$2928	\$3192	\$3327	\$3458	N/A	N/A	N/A	N/A
12"	N/A	N/A	\$2569	\$2613	\$2654	\$2751	\$2928	\$3016	\$3104	N/A	N/A	N/A	N/A



Additional Cost Factors:

- Consult INNERFACE Exterior Dept. for Cost on Colored Acrylic or Translucent Vinyl Applications
- Custom Colormatch one time charge is \$54.00 for each custom color selection (Non-standard INNERFACE colors)
- Digital prints are \$44.00 per square foot, minimum charge of \$1125.00
- Add 20% for curved faces
- Add 20% for curved top
- Add 20% for each additional paint color after the first color
- Add 10% for fiberglass "Emergency Bands"
- Add \$204.00 for 277 Volts

* Larger size signs can be ordered for a charge of \$136.00 per linear foot of vertical or horizontal size increase


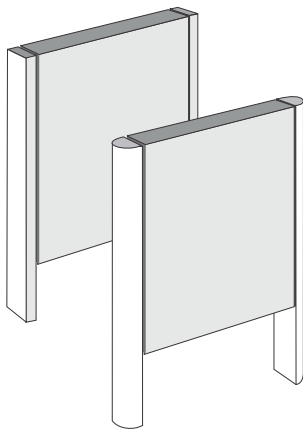
Illuminated 12" Deep Aluminum Cabinet

Illuminated 12" deep cabinet
 Painted one color with Routed Faces & backed with #7328 White Translucent Acrylic

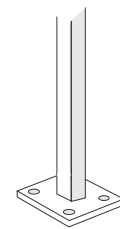
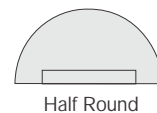
- One post type available, 8' Included Standard, Add'l Optional
- Direct Burial standard, Baseplate Mount Optional
- 120V Standard, 277V Optional
- White Trans Acrylic Standard, Colors Optional
- See Additional cost Factors for options.

Illuminated Double Post & Panel or Monolith

Panel Height*	Panel Width x 12" Deep*													
	12"	18"	24"	30"	36"	48"	72"	84"	96"	108"	120"	132"	144"	156"
60"	\$3788	\$4084	\$4374	\$4675	\$4970	\$5565	\$6517	\$6991	\$7465	\$7940	\$8413	\$8887	\$9533	\$9968
48"	\$3669	\$3906	\$4137	\$4379	\$4611	\$5091	\$6038	\$6518	\$6992	\$7466	\$7940	\$8413	\$8888	\$9321
36"	\$3542	\$3721	\$3906	\$4085	\$4259	\$4611	\$5328	\$5680	\$6038	\$6389	\$6755	\$7113	\$7466	\$7840
30"	\$3484	\$3639	\$3784	\$3927	\$4085	\$4379	\$4970	\$5264	\$5554	\$5860	\$6160	N/A	N/A	N/A
24"	\$3426	\$3542	\$3669	\$3784	\$3906	\$4137	\$4611	\$4853	\$5091	\$5322	\$5557	N/A	N/A	N/A
18"	N/A	\$3460	\$3542	\$3639	\$3721	\$3906	\$4259	\$4438	\$4611	N/A	N/A	N/A	N/A	N/A
12"	N/A	N/A	\$3426	\$3484	\$3542	\$3669	\$3906	\$4022	\$4137	N/A	N/A	N/A	N/A	N/A



Series 12 Available Post Shapes:



Optional Baseplate Mounting

Additional Cost Factors:

- Consult INNERFACE Exterior Dept. for Cost on Colored Acrylic or Translucent Vinyl Applications
- Custom Colormatch one time charge is \$47.00 for each custom color selection (Non-standard INNERFACE colors)
- Baseplates are \$78.00 per post.
- Digital prints are \$51.00 per square foot, minimum charge of \$1092.00
- Add 20% for curved faces
- Add 20% for curved top
- Add 20% for each additional paint color after the first color
- Add 10% for fiberglass "Emergency Bands"
- Add \$235.00 for 277 Volts

* Larger size signs can be ordered for a charge of \$469.00 per linear foot of vertical or horizontal size increase


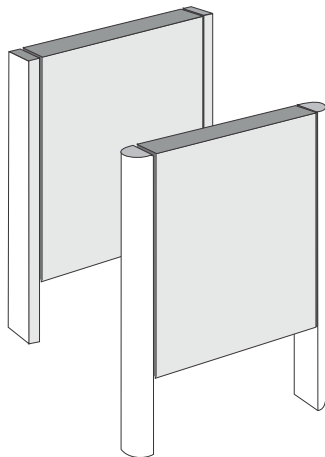
Non-illuminated 12" Deep Aluminum Cabinet

Non-Illuminated 12" Deep Cabinet, Painted one color

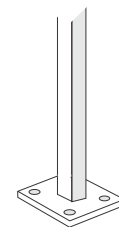
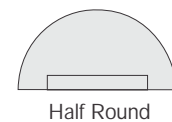
- One post type available, 8' Included Standard, Add'l Optional
- Direct Burial standard, Baseplate Mount Optional
- Calon High Performance Vinyls Standard, Others Optional
- See Additional cost Factors for options.

Non-illuminated Double Post & Panel or Monolith

Panel Height	Panel Width x 12" Deep													
	12"	18"	24"	30"	36"	48"	72"	84"	96"	108"	120"	132"	144"	156"
60"	\$2928	\$3102	\$3282	\$3459	\$3818	\$4169	\$4888	\$5244	\$5598	\$6188	\$6309	\$6664	\$7151	\$7476
48"	\$2750	\$2928	\$3102	\$3282	\$3459	\$3818	\$4528	\$4888	\$5245	\$5598	\$5954	\$6309	\$6664	\$7021
36"	\$2657	\$2790	\$2928	\$3062	\$3192	\$3459	\$3996	\$4259	\$4528	\$4791	\$5066	\$5334	\$5598	\$5901
30"	\$2612	\$2730	\$2838	\$2945	\$3062	\$3282	\$3727	\$3947	\$4169	\$4393	\$4619	N/A	N/A	N/A
24"	\$2569	\$2654	\$2730	\$2838	\$2928	\$3102	\$3459	\$3639	\$3818	\$3996	\$4169	N/A	N/A	N/A
18"	N/A	\$2595	\$2654	\$2730	\$2790	\$2928	\$3192	\$3327	\$3459	N/A	N/A	N/A	N/A	N/A
12"	N/A	N/A	\$2569	\$2612	\$2657	\$2750	\$2928	\$3016	\$3102	N/A	N/A	N/A	N/A	N/A



Series 12 Available Post Shapes:



Optional Baseplate Mounting

Additional Cost Factors:

- Consult INNERFACE Exterior Dept. for Cost of Blank Panels or if Silkscreening, Colorbands, Reflective Vinyl or Custom Logo application is required.
- Custom Colormatch one time charge is \$47.00 for each custom color selection (Non-standard INNERFACE colors)
- Baseplates are \$68.00 per post.
- Digital prints are \$24.00 per square foot, minimum charge of \$475.00
- Add 20% for curved faces
- Add 20% for curved top
- Add 20% for each additional paint color after the first color

* Larger size signs can be ordered for a charge of \$339.00 per linear foot of vertical or horizontal size increase

SERIES 12 ILLUMINATED WALL MOUNT

GSA Price List

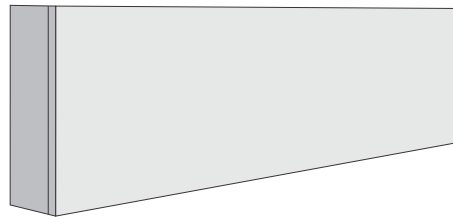
ILLUMINATED 12" Deep Cabinet

Illuminated 12" deep cabinet
Painted one color with Routed Faces & backed with #7328 White Translucent Acrylic

- 120V Standard, 277V Optional
- White Trans Acrylic Standard, Colors Optional
- See Additional cost Factors for options.

Illuminated Wall Mounts

Panel Height*	Panel Width x 12" Deep*													
	12"	18"	24"	30"	36"	48"	72"	84"	96"	108"	120"	132"	144"	156"
60"	\$3410	\$3675	\$3937	\$4208	\$4474	\$5007	\$5866	\$6291	\$6719	\$7145	\$7572	\$7997	\$8581	\$8971
48"	\$3303	\$3515	\$3723	\$3942	\$4149	\$4582	\$5434	\$5866	\$6291	\$6720	\$7145	\$7572	\$7999	\$8389
36"	\$3186	\$3348	\$3515	\$3676	\$3832	\$4149	\$4794	\$5112	\$5434	\$5750	\$6079	\$6403	\$6720	\$7055
30"	\$3136	\$3275	\$3406	\$3515	\$3677	\$3942	\$4472	\$4737	\$5002	\$5275	\$5545	N/A	N/A	N/A
24"	\$3082	\$2900	\$3303	\$3406	\$3515	\$3723	\$4149	\$4368	\$4582	\$4794	\$5002	N/A	N/A	N/A
18"	N/A	\$3114	\$3186	\$3275	\$3348	\$3515	\$3832	\$3993	\$4149	N/A	N/A	N/A	N/A	N/A
12"	N/A	N/A	\$3082	\$3137	\$3186	\$3303	\$3515	\$3620	\$3723	N/A	N/A	N/A	N/A	N/A



Additional Cost Factors:

- Consult INNERFACE Exterior Dept. for Cost on Colored Acrylic or Translucent Vinyl Applications
- Custom Colormatch one time charge is \$54.00 for each custom color selection (Non-standard INNERFACE colors)
- Digital prints are \$44.00 per square foot, minimum charge of \$1125.00
- Add 20% for curved faces
- Add 20% for curved top
- Add 20% for each additional paint color after the first color
- Add 10% for fiberglass "Emergency Bands"
- Add \$204.00 for 277 Volts

* Larger size signs can be ordered for a charge of \$408.00 per linear foot of vertical or horizontal size increase

SERIES 12 NON-ILLUMINATED WALL MOUNT

GSA Price List

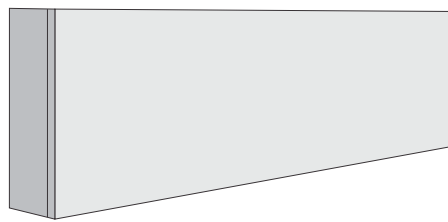
Non-Illuminated 12" Deep Cabinet

Non-Illuminated 12" Deep Cabinet, Painted one color

- Calon High Performance Vinyls Standard, Others Optional
- See Additional cost Factors for options.

Non-illuminated Wall Mounts

Panel Height*	Panel Width x 12" Deep*													
	12"	18"	24"	30"	36"	48"	72"	84"	96"	108"	120"	132"	144"	156"
60"	\$2636	\$2714	\$2955	\$3113	\$3436	\$3751	\$4399	\$4719	\$5039	\$5358	\$5680	\$5997	\$6436	\$6728
48"	\$2476	\$2636	\$2714	\$2955	\$3113	\$3436	\$4076	\$4399	\$4721	\$5039	\$5358	\$5680	\$5998	\$6319
36"	\$2391	\$2510	\$2636	\$2756	\$3108	\$3113	\$3596	\$3834	\$4076	\$4313	\$4560	\$4801	\$5039	\$5312
30"	\$2351	\$2457	\$2554	\$2650	\$2756	\$2955	\$3353	\$3553	\$3751	\$3954	\$4156	N/A	N/A	N/A
24"	\$2312	\$2390	\$2457	\$2554	\$2636	\$2714	\$3113	\$3275	\$3436	\$3596	\$3751	N/A	N/A	N/A
18"	N/A	\$2336	\$2390	\$2457	\$2510	\$2636	\$2874	\$2994	\$3113	N/A	N/A	N/A	N/A	N/A
12"	N/A	N/A	\$2312	\$2351	\$2391	\$2476	\$2636	\$2714	\$2791	N/A	N/A	N/A	N/A	N/A



Additional Cost Factors:

- Consult INNERFACE Exterior Dept. for Cost of Blank Panels or if
Silkscreening, Colorbands, Reflective Vinyl or Custom Logo application is required.
- Custom Colormatch one time charge is \$54.00 for each custom color selection (Non-standard INNERFACE colors)
- Digital prints are \$24.00 per square foot, minimum charge of \$475.00
- Add 20% for curved faces
- Add 20% for curved top
- Add 20% for each additional paint color after the first color

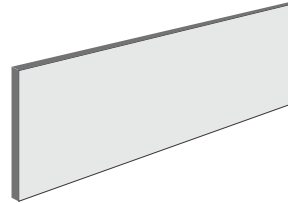
* Larger size signs can be ordered for a charge of \$339.00 per linear foot of vertical or horizontal size increase

REVERSE PAN WALL MOUNTS

Non-illuminated Aluminum Panel with 1" or 2" Return

Non-illuminated, Aluminum panel w/ 1" or 2" Return

- Aluminum mounting angles are included standard.
- See Additional cost Factors for options



Single Face Panel

Panel Height	Panel Width x 1" Deep									
	18"	24"	30"	36"	48"	72"	96"	108"	120"	132"
48"	\$301	\$373	\$449	\$522	\$672	\$745	\$968	N/A	N/A	N/A
36"	\$245	\$301	\$355	\$413	\$522	\$579	\$745	\$829	\$1051	\$1145
30"	\$216	\$263	\$309	\$355	\$449	\$494	\$633	\$703	\$890	\$970
24"	\$188	\$225	\$263	\$301	\$374	\$413	\$522	\$579	\$730	\$792
18"	\$161	\$188	\$216	\$245	\$301	\$327	\$411	\$452	\$569	\$616
12"	\$132	\$152	\$170	\$188	\$225	\$245	\$301	\$328	\$371	\$442

Panel Height	Panel Width x 2" Thick									
	18"	24"	30"	36"	48"	72"	96"	108"	120"	132"
48"	\$331	\$412	\$493	\$575	\$739	\$820	\$1064	\$1189	\$1508	\$1649
36"	\$270	\$331	\$390	\$452	\$575	\$637	\$820	\$911	\$1155	\$1261
30"	\$237	\$290	\$340	\$390	\$493	\$545	\$697	\$774	\$978	\$1067
24"	\$207	\$247	\$290	\$331	\$411	\$452	\$575	\$637	\$801	\$872
18"	\$177	\$207	\$237	\$270	\$331	\$360	\$452	\$498	\$626	\$678
12"	\$146	\$167	\$187	\$207	\$247	\$270	\$331	\$361	\$450	\$486

Additional Cost Factors:

- Consult INNERFACE Exterior Dept. for Cost of Blank Panels or if
Silkscreening, Colorbands, Reflective Vinyl or Custom Logo application is required.
- Custom color match is \$43.00 for each custom color selection (Non-standard INNERFACE colors)
- Add 20% for each additional paint color after the first color

DIMENSIONAL LETTERS

ALUMINUM					ACRYLIC					PVC			
HT	Thickness				HT	Thickness				HT	Thickness		
	1/8"	1/4"	3/8"	1/2"		1/8"	1/4"	3/8"	1/2"		1/8"	1/4"	1/2"
2"	24.00	25.00	28.00	N/A	2"	11.00	23.00	23.00	25.00	2"	6.00	13.00	27.00
3"	26.00	27.00	31.00	38.00	3"	12.00	24.00	26.00	27.00	3"	7.00	14.00	29.00
4"	27.00	29.00	34.00	42.00	4"	13.00	26.00	27.00	29.00	4"	7.00	15.00	30.00
5"	31.00	34.00	40.00	49.00	5"	15.00	30.00	31.00	34.00	5"	9.00	17.00	34.00
6"	34.00	37.00	46.00	55.00	6"	17.00	33.00	35.00	37.00	6"	10.00	19.00	38.00
7"	37.00	40.00	54.00	64.00	7"	17.00	35.00	38.00	40.00	7"	10.00	20.00	41.00
8"	44.00	44.00	61.00	74.00	8"	20.00	40.00	43.00	44.00	8"	12.00	24.00	48.00
9"	47.00	49.00	67.00	85.00	9"	22.00	44.00	47.00	49.00	9"	13.00	26.00	52.00
10"	50.00	54.00	71.00	95.00	10"	23.00	47.00	51.00	54.00	10"	14.00	28.00	56.00
11"	59.00	61.00	81.00	112.00	11"	27.00	55.00	58.00	61.00	11"	17.00	33.00	65.00
12"	68.00	71.00	91.00	128.00	12"	32.00	64.00	66.00	68.00	12"	19.00	37.00	75.00
13"	74.00	81.00	105.00	150.00	13"	35.00	70.00	75.00	81.00	13"	20.00	41.00	82.00
14"	81.00	95.00	119.00	171.00	14"	38.00	76.00	85.00	95.00	14"	23.00	45.00	90.00
15"	93.00	107.00	140.00	196.00	15"	44.00	88.00	98.00	107.00	15"	26.00	52.00	104.00
16"	105.00	119.00	159.00	222.00	16"	50.00	100.00	109.00	119.00	16"	30.00	59.00	118.00
17"	118.00	127.00	174.00	246.00	17"	55.00	111.00	119.00	127.00	17"	33.00	65.00	131.00
18"	129.00	137.00	190.00	272.00	18"	61.00	122.00	129.00	137.00	18"	36.00	72.00	145.00
19"	146.00	158.00	219.00	308.00	19"	68.00	138.00	148.00	158.00	19"	40.00	81.00	162.00
20"	162.00	181.00	248.00	342.00	20"	76.00	153.00	167.00	181.00	20"	44.00	89.00	180.00
21"	172.00	192.00	256.00	366.00	21"	81.00	163.00	178.00	192.00	21"	47.00	95.00	191.00
22"	183.00	205.00	263.00	390.00	22"	86.00	173.00	164.00	205.00	22"	51.00	101.00	203.00
23"	191.00	217.00	275.00	418.00	23"	90.00	181.00	173.00	217.00	23"	53.00	105.00	212.00
24"	199.00	230.00	285.00	445.00	24"	94.00	188.00	182.00	230.00	24"	55.00	110.00	222.00

Additional Cost Factors:

- \$78.00 minimum order
- Pricing based on capital height (upper & lower same price)
- Cannot stud mount anything less than 1/4" thick
- Pricing is for one color painted finish only
- Add 20% for laminate faces (same for brushed or polished)
- Add \$54.00 per color which is not an INNERFACE or Matthews (MAP) standard color, per order (black and white are considered std colors)
- Template is included in per letter price
- Pricing same for foam tape or stud mounted
- Punctuation is half of a letter price
- Add 20% for brushed faces on aluminum letters
- Add 20% for each additional paint color after the first color

Consult with exterior factory:

- before pricing anything under 2" high (we may not be capable of cutting)
- before pricing any logos or custom tpestyles
- for any material or thicknesses other than what is listed here

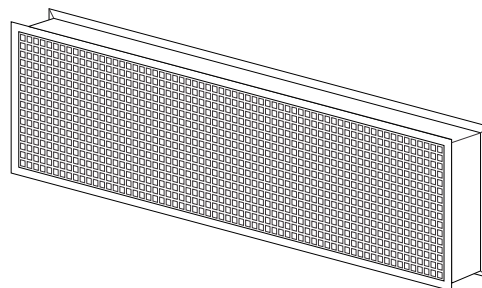

ELECTRONIC MESSAGE CENTERS

AF-3160 Series

Extruded Aluminum Cabinet To Mount Inside "Housing" Cabinet By Innerface

- Red letters (Standard), Amber Optional
- Operating Software Included
- 120 / 277 Volt Power (Standard)
- Cabinet painted flat black (Standard)

Height	Width						
	68"	89"	110"	132"	153"	174"	196"
69"	\$26,420.00	\$33,265.00	\$40,606.00	\$51,116.00	\$54,810.00	\$61,626.00	N/A
59"	\$23,324.00	\$29,183.00	\$35,539.00	\$41,445.00	\$47,441.00	\$53,310.00	\$59,845.00
48"	\$18,999.00	\$23,693.00	\$30,954.00	\$33,536.00	\$38,221.00	\$42,873.00	\$47,323.00
37"	\$15,919.00	\$19,178.00	\$23,269.00	\$27,114.00	\$30,789.00	\$34,530.00	\$38,195.00
27"	\$12,369.00	\$14,546.00	\$17,274.00	\$19,548.00	\$22,223.00	\$24,361.00	\$27,089.00
16"	\$ 8,919.00	\$10,068.00	\$11,847.00	\$13,019.00	\$14,384.00	\$15,987.00	\$17,253.00



Additional Cost Factors:

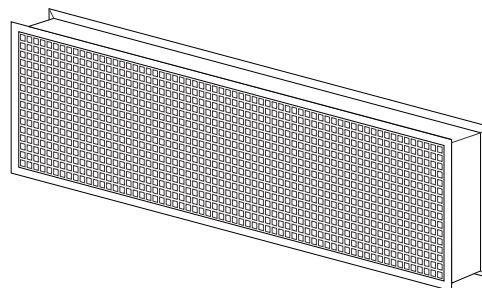

- Pricing above is for red letters only. Consult INNERFACE rep for pricing on Amber letters.
- Temperature Sensors are \$493.00 Each, Cable for Temp Sensor is \$1.56 per foot.
- Outer cabinet not included in pricing above.
- On-Site training available for an additional cost. Consult INNERFACE rep for pricing.
- Any voltage other than 120 or 277 is additional charge.
- Communication method is not included in above pricing. Consult with Innerface for communication method options and pricing.

AF-3165 Series

Extruded Aluminum Cabinet To Mount Inside "Housing" Cabinet By Innerface

- Multi-Color (Standard)
- Operating Software Included
- 120 / 277 Volt Power (Standard)
- Cabinet painted flat black (Standard)

Height	Width						
	68"	89"	110"	132"	153"	174"	196"
69"	\$44,622.00	\$57,671.00	\$71,628.00	\$84,073.00	\$98,628.00	\$111,667.00	N/A
59"	\$38,421.00	\$49,815.00	\$61,677.00	\$70,982.00	\$84,596.00	\$ 95,991.00	\$107,685.00
48"	\$31,051.00	\$39,784.00	\$49,136.00	\$58,120.00	\$67,215.00	\$ 75,955.00	\$ 85,302.00
37"	\$24,847.00	\$32,289.00	\$39,016.00	\$46,470.00	\$53,182.00	\$ 60,270.00	\$ 67,360.00
27"	\$17,479.00	\$21,905.00	\$26,637.00	\$31,726.00	\$35,809.00	\$ 40,235.00	\$ 44,974.00
16"	\$11,132.00	\$13,255.00	\$16,099.00	\$18,652.00	\$20,758.00	\$ 22,889.00	\$ 25,733.00



Additional Cost Factors:

- Temperature Sensors are \$493.00 Each, Cable for Temp Sensor is \$1.56 per foot.
- Outer cabinet not included in pricing above.
- On-Site training available for an additional cost. Consult INNERFACE rep for pricing.
- Any voltage other than 120 or 277 is additional charge.
- Communication method is not included in above pricing. Consult with INNERFACE for communication method options and pricing.

STANDARD TERMS & CONDITIONS

PRICES do not include handling, insurance, freight, crating, installation or applicable sales tax.

TERMINATION of orders received may not be made without written agreement with INNERFACE. Customer may be responsible for production charges incurred up to time of cancellation.

CHANGES resulting from customer's ordering error are subject to labor and material charges.

WRITTEN quotations for INNERFACE products will be honored for a 30-day period. Any changes in quantities, sizes, etc. resulting in price variations from original quote will be confirmed in writing.

INNERFACE products are covered by patents and trademarks.

ALL current color-matching technology will be employed to ensure color consistency. There may be a slight variation in color from order to order.

ALL orders require a purchase order number and a copy of the purchase order or a written confirmation of the order. No phone orders will be processed without written confirmation from the purchaser.

INVOICING will be done as components of the entire order are completed and shipped. Some orders may require partial shipments resulting in separate invoices for each shipment. Additions to the original order will be invoiced separately at the time they are shipped.

ANY defective products resulting from workmanship will be replaced at no cost to the purchaser. Shortage or defective product claims must be made in writing within ten (10) working days of order receipt to be valid. No claims thereafter will be considered.

ALL orders are shipped FOB destination, freight prepaid and billed. The most appropriate method of shipping will be determined and utilized, unless the purchaser gives complete instructions. NO liability is accepted for delays in shipping beyond our control.

ALL INNERFACE products are turned over to the transportation company or the U.S. Postal Service damage free. Client should notify INNERFACE immediately in case of loss or damaged items.

IF delivery cannot be accepted on the established date, the order will be stored at the customer's risk and expense. However, invoicing will be made at the time of storage at the INNERFACE facility.

CHARGES for custom artwork, camerawork, jigs, patterns, etc. are net. Original artwork will be returned to the customer with the shipment. INNERFACE assumes no liability for damages or errors existing in custom artwork submitted by others.

A sample of the 2-1/4"X7" standard plaque module with lettered insert may be sent upon request at no charge. A sample of any other standard product will be sent with the following provisions:

- 1) The sample will be returned within 30 days and in reusable condition.
- 2) If the sample is not returned then it will be billed at the current list price.
- 3) If a firm order is placed, the sample will become part of that order and will be billed as an item of that order.

CUSTOM samples will be sent at a price determined. If a firm order for custom work is placed, the sample will become part of that order and will be billed as an item of that order.